
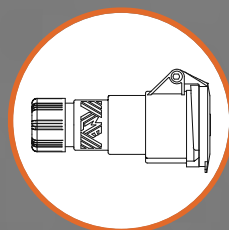


programme survey 2016 industrial installation

ENGLISH





NEW

IB6


**Interlocked
socket-outlets
for industrial use**



**Tradition
renews
itself**

PES **NEW**

SQUICH[®]
connections



A timesaver



TRADITION RENEWS ITSELF



**IB6 - 16A/32A/63A, IP66
INTERLOCKED SOCKETS**

ROBUST RELIABLE



**TM - 16A/32A/63A, IP66/IP67
INTERLOCKED SOCKETS**



**TM ATEX - 16A/32A/63A, IP66/IP67
SOCKETS AND PLUGS
CLASSIFIED Ex tc IIIC T65 °C Dc**



**TM PI - IP67
ROBUST DISTRIBUTION BOARDS
FOR SIMPLE PLUSO SOCKETS**



**SQV - 16A/32A, IP44/IP55
COST-EFFECTIVE
INTERLOCKED SOCKETS**



**BK - THERMOPLASTIC MATERIAL
INTERLOCKED SOCKETS
CLASSIFIED UL94 V-0**



**QM - ASC SITE BOARDS
PORTABLE, FLEXIBLE, STACKABLE**



**QC - ASC CONSTRUCTION
SITE BOARDS**

MORE SPACE FOR WIRING



**MODULAR BASE
FOR IB6 SOCKET-OUTLETS**

SQUICH® A TIMESAVER



**PES - 16A, SOCKETS AND PLUGS
QUICK CONNECTION WITHOUT
TOOLS**

**PLUSO - 16A/32A/63A/125A
LOW VOLTAGE SOCKETS
AND PLUGS**



**PB - 16A/32A
EXTRA LOW VOLTAGE SOCKETS
AND PLUGS**



**SIP - 16A/32A
PHASE INVERTER PLUGS**



**LS-TYPE - BLACK
FOR STAGE EQUIPMENT**



**PHW - 16A/32A/63A/125A
FOR HEAVY DUTY APPLICATIONS**



**FC/FM - DISTRIBUTION
BOX SYSTEMS**






Summary

PE - PEW - PHW - PN

PB


SIP

PES...SV - PESW...SV pages 11, 13
PE...SV - PEW...SV
 coupler plugs, low voltage
 16A, 32A (IP44)
 16A, 32A (IP66/IP67)
 63A, 125A (IP67)



NEW

PES...PV - PESW...PV pages 12, 14
PE...PV - PEW...PV
 coupler socket-outlets
 16A, 32A (IP44)
 16A, 32A (IP66/IP67)
 63A, 125A (IP67)




NEW

PE...FG page 16
 threaded adaptor for coupler socket-outlets and plugs



NEW

PN...SV page 18
 coupler plugs, low voltage
 16A (IP44)
 32A (IP44)



NEW

PN...PV page 18
 coupler socket-outlets, low voltage
 16A (IP44)
 32A (IP44)



NEW

PN...PI flush-mounting inclined socket-outlets page 18
PN...PQ flush-mounting straight socket-outlets
 16A (IP44)
 32A (IP44)



NEW

PHW...SV coupler plugs page 19
PHW...PV coupler socket-outlets
HEAVY DUTY
 16A, 32A, 63A, 125A (IP66/IP67)




NEW

PE...PP - PEW...PP page 20
 wall-mounting socket-outlets
 16A, 32A (IP44)
 16A, 32A, 63A, 125A (IP67)



PE...PI - PEW...PI page 21
 flush-mounting inclined socket-outlets
 16A, 32A (IP44)
 16A, 32A, 63A, 125A (IP67)



PE...PQ - PEW...PQ page 22
 flush-mounting straight socket-outlets
 16A, 32A (IP44)
 16A, 32A, 63A, 125A (IP67)



PE...SA - PEW...SA page 23
 angled plugs
 16A, 32A (IP44)
 16A, 32A (IP67)



PEW...CS page 23
 loose protective cover accessory for plugs IP66/IP67 (optional)
 16A, 32A, 63A, 125A




PE...SM - PEW...SM page 24
 wall-mounting plugs
 16A, 32A (IP44)
 16A, 32A, 63A, 125A (IP67)



PE...SI - PEW...SI page 25
 flush-mounting plugs
 16A, 32A (IP44)
 16A, 32A, 63A, 125A (IP67)



PB...PP page 26
 wall-mounting sockets extra-low voltage up to 50V
 16A, 32A (IP44)



PB...SV page 26
 plugs extra-low voltage up to 50V
 16A, 32A (IP44)




PB...PV page 26
 couplers extra-low voltage up to 50V
 16A, 32A (IP44)



PB...PI page 27
 flush-mounting sockets extra-low voltage up to 50V
 16A, 32A (IP44)



PB...SM page 27
 wall-mounting plugs extra-low voltage up to 50V
 16A, 32A (IP44)




PB...PT page 27
 flush-mounting sockets switching microswitch on plug insertion
 16A, 32A (IP44)




NEW

SIP...SV - SIPW...SV page 28
 coupler with phase inverters, low voltage
 16A, 32A (IP44)
 16A, 32A (IP66/IP67)



NEW

SIP...SM - SIPW...SM page 28
 wall-mounting plugs with phase inverters low voltage
 16A, 32A (IP44)
 16A, 32A (IP67)



SIP...SI - SIPW...SI page 28
 flush-mounting plugs with phase inverters low voltage
 16A, 32A (IP44)
 16A, 32A (IP67)



<p>KI...EB6 page 32</p> <p>interlocked socket-outlets without sectionable fuse carrier</p> <p>16A, 32A, 63A IP66</p>  <p>NEW</p>	<p>KI...IB6 page 33</p> <p>interlocked socket-outlets with fuse carrier</p> <p>16A, 32A, 63A IP66</p>  <p>NEW</p>	<p>KI...IB6L page 34</p> <p>interlocked switched socket-outlets with sectionable fuse carrier, with LEDs</p> <p>16A, 32A IP66</p>  <p>NEW</p>
<p>FC 2957 DC/DT page 35</p> <p>modular base</p> <p>IP66</p>  <p>NEW</p>	<p>FC 2241 DT page 41 FC 2545 DT FC 2853 DT</p> <p>modular base, IP55</p> <p>FC 1141 TB FC 1453 TB</p> <p>modular back plates</p> 	<p>FC...GB5 pages 42-43</p> <p>boxes for modular units, IP55</p> <p>FC...DB FC...DB5</p> <p>distribution boxes IP44/IP55/IP66</p> 
<p>PB...A1/A2 - PB...T1/ T2 page 36</p> <p>socket-outlets with safety transformer</p> <p>16A (IP44)</p> 	<p>PK...EB page 36</p> <p>switched socket-outlets without fuse carriers insulating enclosure</p> <p>16A, 32A, 63A (IP44)</p> 	<p>KI...RI5 page 37</p> <p>interlocked switched socket-outlets with room for modular equipment</p> <p>16A, 32A, 63A (IP55)</p> 
<p>PK...PE5 page 38</p> <p>interlocked switched socket-outlets without screw-type fuse carrier aluminium enclosure</p> <p>16A, 32A, 63A , 125A (IP55)</p> 	<p>PK...PB5 page 39</p> <p>interlocked switched socket-outlets with screw-type fuse carrier aluminium enclosure</p> <p>16A, 32A, 63A , 125A (IP55)</p> 	<p>PK...LL page 40</p> <p>switched socket-outlets with automatic circuit-breaker and electrical interlock aluminium enclosure</p> <p>63A, 125A (IP55)</p> 
<p>TM...IT - TM...IS/KIS pages 46, 47</p> <p>interlocked switched socket-outlets with fuse carrier</p> <p>IT - 16A, 32A, 63A (IP66/IP67) IS - 16A, 32A, 63A (IP66/IP67) KIS - 32A (IP66/IP67)</p> 	<p>TM...IR/KIR page 48</p> <p>interlocked switched socket-outlets with room for modular equipment</p> <p>IR - 16A, 32A, 63A (IP66/IP67) KIR - 32A (IP66/IP67)</p> 	<p>TM...SP/KSP page 49</p> <p>interlocked switched socket-outlets without fuse carriers</p> <p>SP - 16A, 32A, 63A (IP66/IP67) KSP - 32A (IP66/IP67)</p> 
<p>TM...SIS/KSIS pages 53</p> <p>interlocked switched socket-outlets without back box</p> <p>SIS - 16A, 32A, 63A (IP66/IP67) KSIS - 32A (IP66/IP67)</p> 	<p>TM...SIR/KSIR page 54</p> <p>interlocked switched socket-outlets with room for modular equipment without back box</p> <p>SIR - 16A, 32A, 63A (IP66/IP67) KSIR - 32A (IP66/IP67)</p> 	<p>TM...SSP/KSSP page 55</p> <p>interlocked switched socket-outlets without back box</p> <p>SSP - 16A, 32A, 63A (IP66/IP67) KSSP - 32A (IP66/IP67)</p> 
<p>TM 16220 T1/ST1 pages 46, 55 TM 16380 T1/ST1</p> <p>socket-outlets with safety transformer</p> <p>16A (IP66/IP67)</p>  <p>NEW</p>	<p>TM 1145/1456 TB page 50, 66 TM TXT TM 2345 DT TM 2656 DT TM 2956 DT</p> <p>modular back plates fixing plug to fit up in the plates</p> 	<p>TM 1114 DB/GB page 51-52 TM 1414 DB/GB TM 2314 DB/GB TM 2614 DB/GB TM 2914 DB/GB</p> <p>enclosures for modular equipment IP66/IP67</p> 
<p>TM 1125/1437 CS/CSA pages 56-57 TM 2344 T2 TM 3444 T3 TM 2318 P2/R2 TM 3418 P3/R3</p> <p>single box double box triple box</p> 	<p>TM 1125 P page 57, 59 TM 1125 P16 TM 1125P1632</p> <p>covers for boxes</p>  <p>NEW</p>	<p>TM 1125 PF page 57, 67 TM 1114 PF, TM 1414 PF TM 2314 PF, TM 2614 PF TM 2914 PF</p> <p>mounting and fixing plates</p> <p>TM GD8/10/18/21/24 plates for empty spaces</p> 

TM-ATEX

TM...ISX/SPX Ex
interlocked socket-outlets and sectionable fuse carrier

pages 64-65

16A (IP66/IP67)
32A, 63A (IP66/IP67)



NEW

TM...SISX/SSPX Ex
interlocked socket-outlets and sectionable fuse carrier, without base box

pages 68-69

16A (IP66/IP67)
32A (IP66/IP67)



NEW

PLUSO Ex
coupler plugs low voltage from 50V to 690V

page 71

16A, 32A, 63A (IP66/IP67)



NEW

SQ - SQ...

SQ
interlocked switched socket-outlets without fuse carrier flush-mounting

page 73

16A (IP44)



SQT
socket-outlets with safety transformer

page 73

16A (IP55)



SQC 923 CS / SQC 1114 CS
single box SQC 923 ME gasket for flush mounting

page 73



SQE - SQE.5 - SQV - SQV.5

pages 74-75

interlocked switched socket-outlets flush-mounting

16A, 32A (IP44)
16A, 32A (IP55)



FM 1043 CL/PQ/SQV/DSQV

page 77

distribution box systems

dimensions
100 x 430 x 95 mm



**FM 3236 CL/PI/PIN/SQ
FM 2451 CL/PI/PIN
FM 2451 SQ/SQV/DSQV**
distribution box systems

page 77

dimensions
320 x 360 x 135 mm
240 x 510 x 135 mm



**FM 3251 CL/PI
FM 3251 SQ/SQV/DSQV
FM 4272 CL/PI/SQ/SQV**
distribution box systems

page 77

dimensions
320 x 510 x 135 mm
420 x 720 x 135 mm



FM

FM 3221
supplementary box systems dimensions
320 x 210 x 135

pages 77-78

FM 3236/2451/3251 CI
frame for flush-mounting



**FM 32 MT
BC SFT
FM GD 18/25/35
FM 2510 MI
FM 1043 CO
FM 416
FM 18 ET**

page 78

complementary parts and accessories



**FM 68 ...
FM 88 ...
FM 811 ...
FM 910 ...
FM 1114 ...
FM 923 ...**

pages 79-80

cover boxes



NEW

**PE...PI - PEW...PI
PE...PIF - PEW...PIF**

page 82-83

flush-mounting inclined socket-outlets, low voltage

16A, 32A (IP44)
16A, 32A (IP67)



**PE...PQ - PEW...PQ
PE...PQF - PEW...PQF**

pages 84-85

flush-mounting straight socket-outlets, low voltage

16A, 32A (IP44)
16A, 32A (IP67)



PEW 216 PQF

page 84

flush-mounting straight domestic Schuko® socket

10A, 16A (IP67)



FC

**FC 2542 RA
FC 2542 RAT
FC 2542 QV
FC 2542 QVT
FC 2542 BM
FC 2542 BMT**

page 86


box systems for socket-outlet combinations IP55



**FC 2525 MU
FC 2525 QV
FC 2542 BM
FC 2525 RA
FC 2525 RAT**


page 87

box systems for socket-outlet combinations IP55



**FC 2525 MS
FC 2542 MS
FC 2525 CR
FC 2525 TS
FC 2525 TS2
FC 2525 TS3**
box systems for socket-outlet combinations IP55

page 89



**FC 1114 RD
FC 1225 SR
FC 1225 SRT
FC 1225 SP
FC 1225 SA**

**FC 1225 SF3
FC 1225 SF2**

page 89

box systems for socket-outlet combinations IP55





BE... / BK... pages 91-92

switched socket-outlets with fuse carriers without fuse carriers 16A, 32A

IP66/IP67

BT 16220 page 92

socket-outlets with safety transformer

IP66/IP67

BP... page 93

cover with 63 A socket-outlet

IP66/67

BPR... page 93

cover with transparent window for modular control equipment and 63 A socket-outlet

IP66/67

**BC 1123 CS
BC 1123 ME
BC 1123 P** page 94

single box and accessories

BC 4034 T3 page 94

triple box and accessories

**BC 1734 R3
BC 1734 R3T
BC 1123 PF
BC CHT** | **BC 1734 P3
BC FR 62
BC SFT** page 94

complementary parts and accessories for the BK system

**BC 1123 Q
BC 1123 Q2
BC 1123 R
BC 1123 RQ** page 95

complementary parts and accessories for the BK system

**BC 45 ST
BC GD8
BC BLC** | **ARE...** page 95

complementary parts and accessories for the BK system

QM portable distribution panels for building sites with socket outlets

PEW...PQ/PQF series

page 97

NEW

QM portable distribution panels for building sites with switched interlocked socket outlets

SQE series

page 98

NEW

QP boxes with switched interlocked socket outlets

TM SQV IP55 series

page 100

QG boxes with switched interlocked socket outlets

TM SQV IP55 series

page 101

QM portable distribution panels for building sites

QM V P4/P6 IP55

page 102

NEW

QM portable distribution panels for building sites

QM V S2 IP55

page 102

NEW

QP boards for construction sites

QP V IP55

page 102

QG boards for construction sites

QG V IP55

page 102

**QCP TS
QC TS
PEW...SM-S
PEW...SM** | **PEW...CS
QC...R
QC...P
QC PE** page 105

accessories

ILME

Part Nos. Index - page 106

BK

QM - QC



Table of Standards
 Plugs and socket-outlets for industrial purposes
 according to European standards EN 60309-1 and -2
 16A, 32A, 63A, 125A - 2, 3, 4, 5 poles
 low and extra low voltage

NEW

low voltage over 50V up to 1000V

Number of poles	Frequency Hz	Rated operating voltage V	Hour position (h) earthing contact (1)		Colour
			16A and 32A	63A and 125A	
2P+⊕	50 and 60	100 ÷ 130	4	4	yellow
		200 ÷ 250	6	6	blue
		380 ÷ 415	9	9	red
	50 and 60	480 ÷ 500	7	7	black
		supply from isol. transformer	12	12	(5)
	100 ÷ 300	> 50	10	10	(4)
	> 300 ÷ 500	> 50	2	2	(4)
direct current	> 50 ÷ 250 (6)	3	3	(5)	
	> 250	8	8	(5)	
3P+⊕	supply from isol. transformer		12	12	(5)
	50 and 60	100 ÷ 130	4	4	yellow
		200 ÷ 250	9	9	blue
		380 ÷ 415	6	6	red
	60	440 ÷ 460 (2)	11	11	red
		480 ÷ 500	7	7	black
	50 and 60	600 ÷ 690	5	5	black
		380	3	3	red
	60	440 (3)	3	3	red
	50 and 60	1000	--	8	black
	100 ÷ 300	> 50	10	10	(4)
	> 300 ÷ 500	> 50	2	2	(4)
3P+N+⊕	57/100 ÷ 75/130		4	4	yellow
	50 and 60	120/208 ÷ 144/250	9	9	blue
		200/346 ÷ 240/415	6	6	red
		277/480 ÷ 288/500	7	7	black
		347/600 ÷ 400/690	5	5	black
	60	250/440 ÷ 265/460 (2)	11	11	red
	50	220/380	3	3	red
	60	250/440 (3)			
	50 and 60	supply from isol. transformer	12	12	(5)
	100 ÷ 300	> 50	10	10	(4)
> 300 ÷ 500	> 50	2	2	(4)	
all types	All rated operating voltages and/or frequencies not covered by other configurations. In addition, this hour position can be used in special applications where a distinction is required with respect to the other standardised positions.		1	1	(5)

Numbers indicated with letter h specify the orientation of the earthing contact or auxiliary reference, according to the hour position which can be seen when the socket is viewed from the front by placing the reference point in correspondance to hour 6. The indicated colours are foreseen by the specification according to the operating voltage; the colouring may be limited to a part of the device. The degrees of protection are obtained:
 - for the sockets: with the plug fitted or when the lid is closed
 - for the plugs: when inserted into the sockets.
 63A - 125A plugs and sockets are equipped with a pilot contact to drive an electric interlock.

- (1) The positions indicated with dashes "-" are not standardised.
- (2) Mainly for marine installations.
- (3) Only for refrigerated containers (standardised by ISO).
- (4) If necessary, green may be used together with the colour of the operating voltage for frequencies of over 60 Hz up to 500 Hz inclusive.
- (5) Colour according to voltage.
- (6) This configuration must have an earthing contact as it covers voltages higher than the upper limits of the ELV (d.c.) according to IEC 60364-4-41.

extra low voltage up to 50V

Number of poles	Frequency Hz	Rated operating voltage V	Hour position (h) earthing contact (7)		Colour
			16A	32A	
2P	50 and 60	20 ÷ 25	no key way	no key way	violet
	50 and 60	40 ÷ 50	12	12	white
	> 100 ÷ 200	20 ÷ 25 and 40 ÷ 50	4	4	(8)
	300	20 ÷ 25 and 40 ÷ 50	2	2	(8)
	400	20 ÷ 25 and 40 ÷ 50	3	3	(8)
	> 400 ÷ 500	20 ÷ 25 and 40 ÷ 50	11	11	(8)
	c.c.	20 ÷ 25 and 40 ÷ 50	10	10	white
3P	50 and 60	20 ÷ 25	no key way	no key way	violet
	50 and 60	40 ÷ 50	12	12	white
	> 100 ÷ 200	20 ÷ 25 and 40 ÷ 50	4	4	(8)
	300	20 ÷ 25 and 40 ÷ 50	2	2	(8)
	400	20 ÷ 25 and 40 ÷ 50	3	3	(8)
	> 400 ÷ 500	20 ÷ 25 and 40 ÷ 50	11	11	(8)
	c.c. (9)	25	--	8	violet

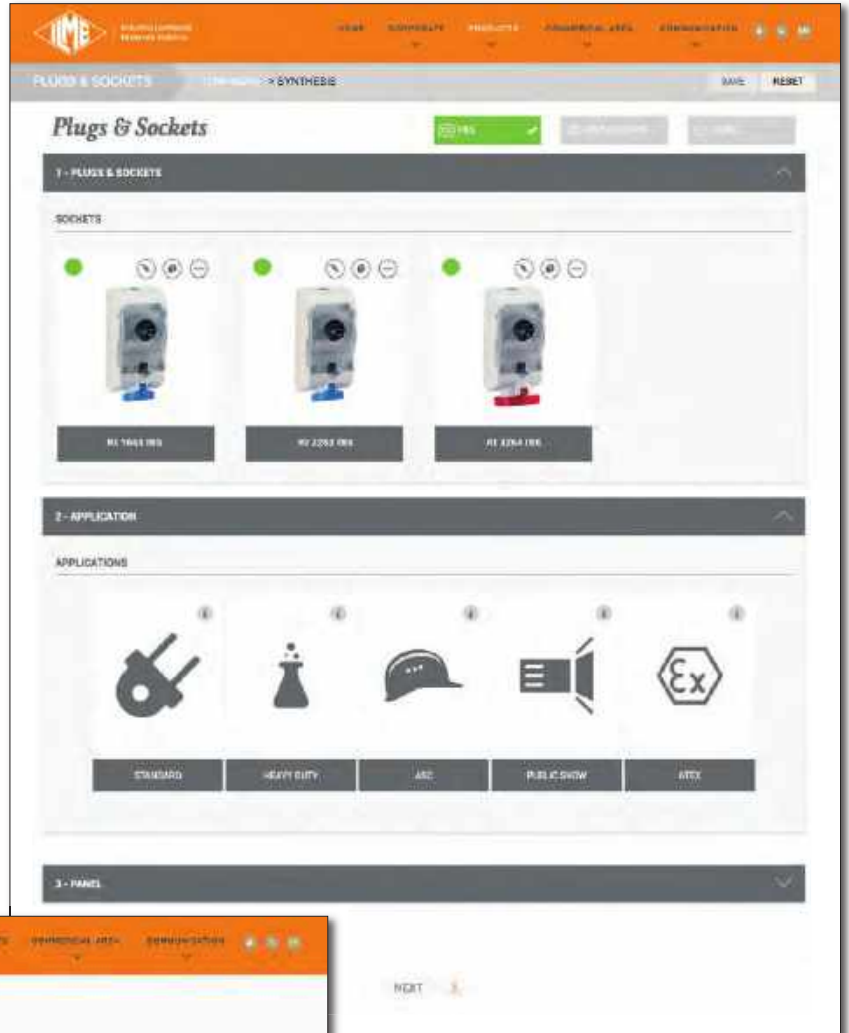
- (7) the positions h 1-8 and 9 are reserved for future standardisation; for construction reasons, position h 5-6 and 7 cannot be used
- (8) for frequencies over 60 Hz up to 500 Hz inclusive, green can be used, if necessary, together with the colour of the operating voltage.
- (9) for portable electric incubators – at 12 V d.c. or 24 V d.c. in ambulances or helicopters.



On-line configurator
 Plugs and socket-outlets for industrial purposes
 according to European standards EN 60309-1 and -2
 16A, 32A, 63A, 125A - 2, 3, 4, 5 poles
 low and extra low voltage

COMING
 SOON
 2016

Starting from
PLUGS & SOCKETS
 through
APPLICATION
 and
PANEL



Starting from
PART NUMBER
 or **TECHNICAL DETAILS**
 to find
the DATASHEET



pluso

overview of the plugs
and socket-outlets
for industrial purposes
low voltage and extra low voltage

Composition of the part No.: e.g.
(low voltage)

article series _____ PEW 125 12 3 PP
rated current in amperes _____
earthing contact position in hours _____
number of poles including the earth _____
design of plug or socket _____

socket-outlets and couplers - low voltage over 50V up to 690V

IP67								
IP44								
	PE...PP 16A 32A page 20	PEW...PP 16A 32A 63A 125A page 20	PE...PQ 16A 32A page 22	PEW...PQ 16A 32A 63A 125A page 22	PE...PI 16A 32A page 21	PEW...PI 16A 32A 63A 125A page 21	NEW PE...PV PES...PV 16A 32A page 12 & 14	NEW PEW...PV PESW...PV 16A 32A 63A 125A page 12 & 14

plugs - low voltage over 50V up to 690V

IP67								
IP44								
	PE...SM 16A 32A page 24	PEW...SM 16A 32A 63A 125A page 24	PE...SI 16A 32A page 25	PEW...SI 16A 32A 63A 125A page 25	NEW PE...SV PES...SV 16A 32A page 11 & 13	NEW PEW...SV PESW...SV 16A 32A 63A 125A page 11 & 13	PE...SA 16A 32A page 23	PEW...SA 16A 32A page 23

phase inverters - low voltage over 200V up to 415V

IP67						
IP44						
	SIP...SM 16A 32A page 28	SIPW...SM 16A 32A page 28	SIP...SI 16A 32A page 28	SIPW...SI 16A 32A page 28	NEW SIP...SV 16A 32A page 28	NEW SIPW...SV 16A 32A page 28

plugs and socket-outlets - extra low voltage up to 50V

IP44					
	PB...PP 16A 32A page 26	PB...PI 16A 32A page 27	PB...PV 16A 32A page 26	PB...SM 16A 32A page 27	PB...SV 16A 32A page 26

As an alternative to **pluso**

LS-TYPE

connections for stage equipment
from page 18



Heavy Duty

from page 19



Ex-ATEX

from page 71



For technical data sheets and further information please refer to the technical catalogues available at www.ilme.com



pluso

plugs and socket-outlets
for industrial purposes
low voltage

- in compliance with EN 60309-1 and -2 standards
- body, inserts and locknut made of insulating, thermoplastic, self-extinguishing material
- PE...SV (IP44) types, entry with cable gland in operating voltage colour, RAL 7035 grey colour body

- PEW...SV (IP66/IP67) types, entry with cable gland in operating voltage colour, RAL 7035 grey colour body, locknut with gasket, in the operating voltage colour
- fixing captive screws
- with Italian Quality Mark

picture	ILME part No.	description	packaging
---------	---------------	-------------	-----------

plugs - splashproof IP44 (EN 60529) - Squich® connection

NEW



100÷130V ~ - 50 and 60 Hz - yellow			
PES 1643 SV	16A - 2P + ⊕	- 4h ●	10
PES 1644 SV	16A - 3P + ⊕	- 4h ●	10
PES 1645 SV	16A - 3P + N + ⊕	- 4h ●	10
200÷250V ~ - 50 and 60 Hz - blue			
PES 1663 SV	16A - 2P + ⊕	- 6h ● ◇	100
PES 1694 SV	16A - 3P + ⊕	- 9h ●	10
PES 1695 SV	16A - 3P + N + ⊕	- 9h ●	10
380÷415V ~ - 50 and 60 Hz - red			
PES 1693 SV	16A - 2P + ⊕	- 9h ●	10
PES 1664 SV	16A - 3P + ⊕	- 6h ● ◇	100
PES 1665 SV	16A - 3P + N + ⊕	- 6h ● ◇	50

plugs - watertight IP66/IP67 (EN 60529) - Squich® connection

NEW



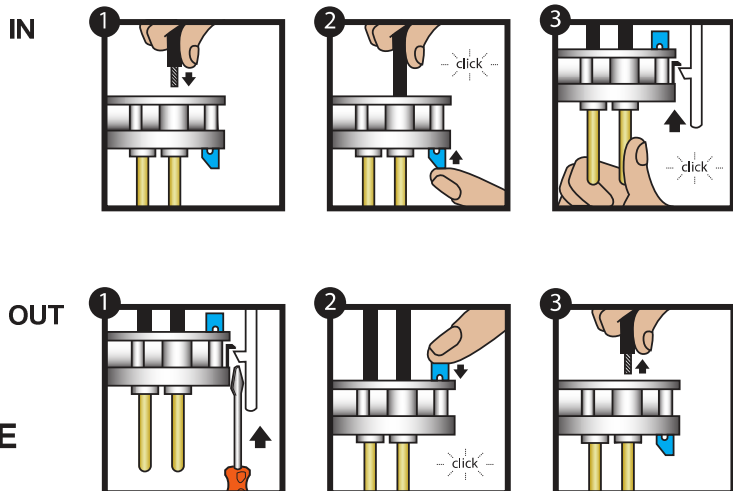
100÷130V ~ - 50 and 60 Hz -yellow			
PESW 1643 SV	16A - 2P + ⊕	- 4h ●	10
PESW 1644 SV	16A - 3P + ⊕	- 4h ●	10
PESW 1645 SV	16A - 3P + N + ⊕	- 4h ●	10
200÷250V ~ - 50 and 60 Hz - blue			
PESW 1663 SV	16A - 2P + ⊕	- 6h ● ◇	40
PESW 1694 SV	16A - 3P + ⊕	- 9h ●	10
PESW 1695 SV	16A - 3P + N + ⊕	- 9h ●	10
380÷415V ~ - 50 and 60 Hz - red			
PESW 1693 SV	16A - 2P + ⊕	- 9h ●	10
PESW 1664 SV	16A - 3P + ⊕	- 6h ● ◇	20
PESW 1665 SV	16A - 3P + N + ⊕	- 6h ● ◇	20

◇ The articles with hour position 6h refer to the rated voltage (2P+⊕/220÷250V ~ - 3P+⊕ and 3P+N+⊕/380÷415V ~) Other executions not listed but within the norm can be supplied on request
Loose protective cover (accessory for plugs): page 23

**SQUICH® CONNECTION
THE TIMESAVER**



**60% FASTER
CONNECTION TIME**





pluso

plugs and socket-outlets
for industrial purposes
low voltage

- in compliance with to EN 60309-1 and -2 standards
- body, insert and cover made of insulating, thermoplastic, self-extinguishing material
- PE...PV (IP44) types, RAL 7035 grey colour body, spring cover with operating voltage colour, entry with cable gland

- PEW...PV (IP66/IP67) types, RAL 7035 grey colour body, spring cover with locknut and gasket in the operating voltage colour, entry with cable gland
- fixing captive screws
- with Italian Quality Mark

picture ILME part No. description packaging

couplers - splashproof IP44 (EN 60529) - Squich® connection

NEW



16A

100÷130V ~ - 50 and 60 Hz - yellow			
PES 1643 PV	16A - 2P + ⊕	- 4h ●	10
PES 1644 PV	16A - 3P + ⊕	- 4h ●	10
PES 1645 PV	16A - 3P + N + ⊕	- 4h ●	10
200÷250V ~ - 50 and 60 Hz - blue			
PES 1663 PV	16A - 2P + ⊕	- 6h ● - ◇	100
PES 1694 PV	16A - 3P + ⊕	- 9h ●	10
PES 1695 PV	16A - 3P + N + ⊕	- 9h ●	10
380÷415V ~ - 50 and 60 Hz - red			
PES 1693 PV	16A - 2P + ⊕	- 9h ●	10
PES 1664 PV	16A - 3P + ⊕	- 6h ● - ◇	100
PES 1665 PV	16A - 3P + N + ⊕	- 6h ● - ◇	50

couplers - watertight IP66/IP67 (EN 60529) - Squich® connection

NEW



16A

100÷130V ~ - 50 and 60 Hz - yellow			
PESW 1643 PV	16A - 2P + ⊕	- 4h ●	10
PESW 1644 PV	16A - 3P + ⊕	- 4h ●	10
PESW 1645 PV	16A - 3P + N + ⊕	- 4h ●	10
200÷250V ~ - 50 and 60 Hz - blue			
PESW 1663 PV	16A - 2P + ⊕	- 6h ● - ◇	20
PESW 1694 PV	16A - 3P + ⊕	- 9h ●	10
PESW 1695 PV	16A - 3P + N + ⊕	- 9h ●	10
380÷415V ~ - 50 and 60 Hz - red			
PESW 1693 PV	16A - 2P + ⊕	- 9h ●	10
PESW 1664 PV	16A - 3P + ⊕	- 6h ● - ◇	10
PESW 1665 PV	16A - 3P + N + ⊕	- 6h ● - ◇	10

◇ The articles with hour position 6h refer to the rated voltage (2P+⊕/220÷250V ~ - 3P+⊕ and 3P+N+⊕/380÷415V ~)



CLICK!



pluso

plugs and socket-outlets
for industrial purposes
low voltage

- in compliance with EN 60309-1 and -2 standards
- body, inserts and locknut made of insulating, thermoplastic, self-extinguishing material
- PE...SV (IP44) types, entry with cable gland in operating voltage colour, RAL 7035 grey colour body
- PEW...SV (IP66/IP67) types, entry with cable gland in operating voltage colour, RAL 7035 grey colour body, locknut with gasket, in the operating voltage colour
- fixing captive screws
- with Italian Quality Mark

picture

ILME
part No.

description

packaging



16A - 32A

plugs - splashproof IP44 (EN 60529)- screw connection

100÷130V ~ - 50 and 60 Hz - yellow		
PE 1643 SV	16A - 2P + ⊕ - 4h ● - ⊕	10
PE 1644 SV	16A - 3P + ⊕ - 4h ● - ⊕	10
PE 1645 SV	16A - 3P + N + ⊕ - 4h ● - ⊕	10
200÷250V ~ - 50 and 60 Hz - blue		
PE 1663 SV	16A - 2P + ⊕ - 6h ● - ⊕◇	100
PE 1694 SV	16A - 3P + ⊕ - 9h ● - ⊕	10
PE 1695 SV	16A - 3P + N + ⊕ - 9h ● - ⊕	10
380÷415V ~ - 50 and 60 Hz - red		
PE 1693 SV	16A - 2P + ⊕ - 9h ● - ⊕	10
PE 1664 SV	16A - 3P + ⊕ - 6h ● - ⊕◇	100
PE 1665 SV	16A - 3P + N + ⊕ - 6h ● - ⊕◇	50
480÷500V ~ - 50 and 60 Hz - black		
PE 1674 SV	16A - 3P + ⊕ - 7h ● - ⊕	10
PE 1675 SV	16A - 3P + N + ⊕ - 7h ● - ⊕	10
100÷130V ~ - 50 and 60 Hz - yellow		
PE 3243 SV	32A - 2P + ⊕ - 4h ● - ⊕	10
PE 3244 SV	32A - 3P + ⊕ - 4h ● - ⊕	10
PE 3245 SV	32A - 3P + N + ⊕ - 4h ● - ⊕	10
200÷250V ~ - 50 and 60 Hz - blue		
PE 3263 SV	32A - 2P + ⊕ - 6h ● - ⊕◇	10
PE 3294 SV	32A - 3P + ⊕ - 9h ● - ⊕	10
PE 3295 SV	32A - 3P + N + ⊕ - 9h ● - ⊕	10
380÷415V ~ - 50 and 60 Hz - red		
PE 3293 SV	32A - 2P + ⊕ - 9h ● - ⊕	10
PE 3264 SV	32A - 3P + ⊕ - 6h ● - ⊕◇	20
PE 3265 SV	32A - 3P + N + ⊕ - 6h ● - ⊕◇	20
480÷500V ~ - 50 and 60 Hz - black		
PE 3274 SV	32A - 3P + ⊕ - 7h ● - ⊕	10
PE 3275 SV	32A - 3P + N + ⊕ - 7h ● - ⊕	10



16A - 32A

plugs - watertight IP66/IP67 (EN 60529) - screw connection

100÷130V ~ - 50 and 60 Hz - yellow		
PEW 1643 SV	16A - 2P + ⊕ - 4h ● - ⊕	10
PEW 1644 SV	16A - 3P + ⊕ - 4h ● - ⊕	10
PEW 1645 SV	16A - 3P + N + ⊕ - 4h ● - ⊕	10
200÷250V ~ - 50 and 60 Hz - blue		
PEW 1663 SV	16A - 2P + ⊕ - 6h ● - ⊕◇	40
PEW 1694 SV	16A - 3P + ⊕ - 9h ● - ⊕	10
PEW 1695 SV	16A - 3P + N + ⊕ - 9h ● - ⊕	10
380÷415V ~ - 50 and 60 Hz - red		
PEW 1693 SV	16A - 2P + ⊕ - 9h ● - ⊕	10
PEW 1664 SV	16A - 3P + ⊕ - 6h ● - ⊕◇	20
PEW 1665 SV	16A - 3P + N + ⊕ - 6h ● - ⊕◇	20
480÷500V ~ - 50 and 60 Hz - black		
PEW 1674 SV	16A - 3P + ⊕ - 7h ● - ⊕	10
PEW 1675 SV	16A - 3P + N + ⊕ - 7h ● - ⊕	10
100÷130V ~ - 50 and 60 Hz - yellow		
PEW 3243 SV	32A - 2P + ⊕ - 4h ● - ⊕	10
PEW 3244 SV	32A - 3P + ⊕ - 4h ● - ⊕	10
PEW 3245 SV	32A - 3P + N + ⊕ - 4h ● - ⊕	10
200÷250V ~ - 50 and 60 Hz - blue		
PEW 3263 SV	32A - 2P + ⊕ - 6h ● - ⊕◇	10
PEW 3294 SV	32A - 3P + ⊕ - 9h ● - ⊕	10
PEW 3295 SV	32A - 3P + N + ⊕ - 9h ● - ⊕	10
380÷415V ~ - 50 and 60 Hz - red		
PEW 3293 SV	32A - 2P + ⊕ - 9h ● - ⊕	10
PEW 3264 SV	32A - 3P + ⊕ - 6h ● - ⊕◇	10
PEW 3265 SV	32A - 3P + N + ⊕ - 6h ● - ⊕◇	10
480÷500V ~ - 50 and 60 Hz - black		
PEW 3274 SV	32A - 3P + ⊕ - 7h ● - ⊕	10
PEW 3275 SV	32A - 3P + N + ⊕ - 7h ● - ⊕	10

◇ The articles with hour position 6h refer to the rated voltage (2P+⊕/220÷250V ~ - 3P+⊕ and 3P+N+⊕/380÷415V ~)
Other executions not listed but within the norm can be supplied on request
Loose protective cover (accessory for plugs): page 23



pluso

plugs and socket-outlets
for industrial purposes
low voltage

- in compliance with EN 60309-1 and -2 standards
- body, insert and cover made of insulating, thermoplastic, self-extinguishing material
- PE...PV (IP44) types, RAL 7035 grey colour body, spring cover with operating voltage colour, entry with cable gland

- PEW...PV (IP66/IP67) types, RAL 7035 grey colour body, spring cover with locknut and gasket in the operating voltage colour, entry with cable gland
- fixing captive screws
- with Italian Quality Mark

picture

ILME
part No.

description

packaging



16A - 32A

couplers - splashproof IP44 (EN 60529) - screw connection

100÷130V ~ - 50 and 60 Hz - yellow		
PE 1643 PV	16A - 2P + ⊕ - 4h ● - ⊕	10
PE 1644 PV	16A - 3P + ⊕ - 4h ● - ⊕	10
PE 1645 PV	16A - 3P + N + ⊕ - 4h ● - ⊕	10
200÷250V ~ - 50 and 60 Hz - blue		
PE 1663 PV	16A - 2P + ⊕ - 6h ● - ⊕◇	100
PE 1694 PV	16A - 3P + ⊕ - 9h ● - ⊕	10
PE 1695 PV	16A - 3P + N + ⊕ - 9h ● - ⊕	10
380÷415V ~ - 50 and 60 Hz - red		
PE 1693 PV	16A - 2P + ⊕ - 9h ● - ⊕	10
PE 1664 PV	16A - 3P + ⊕ - 6h ● - ⊕◇	100
PE 1665 PV	16A - 3P + N + ⊕ - 6h ● - ⊕◇	50
480÷500V ~ - 50 and 60 Hz - black		
PE 1674 PV	16A - 3P + ⊕ - 7h ● - ⊕	10
PE 1675 PV	16A - 3P + N + ⊕ - 7h ● - ⊕	10
100÷130V ~ - 50 and 60 Hz - yellow		
PE 3243 PV	32A - 2P + ⊕ - 4h ● - ⊕	10
PE 3244 PV	32A - 3P + ⊕ - 4h ● - ⊕	10
PE 3245 PV	32A - 3P + N + ⊕ - 4h ● - ⊕	10
200÷250V ~ - 50 and 60 Hz - blue		
PE 3263 PV	32A - 2P + ⊕ - 6h ● - ⊕◇	10
PE 3294 PV	32A - 3P + ⊕ - 9h ● - ⊕	10
PE 3295 PV	32A - 3P + N + ⊕ - 9h ● - ⊕	10
380÷415V ~ - 50 and 60 Hz - red		
PE 3293 PV	32A - 2P + ⊕ - 9h ● - ⊕	10
PE 3264 PV	32A - 3P + ⊕ - 6h ● - ⊕◇	10
PE 3265 PV	32A - 3P + N + ⊕ - 6h ● - ⊕◇	10
480÷500V ~ - 50 and 60 Hz - black		
PE 3274 PV	32A - 3P + ⊕ - 7h ● - ⊕	10
PE 3275 PV	32A - 3P + N + ⊕ - 7h ● - ⊕	10



16A - 32A

couplers - watertight IP66/IP67 (EN 60529) - screw connection

100÷130V ~ - 50 and 60 Hz - yellow		
PEW 1643 PV	16A - 2P + ⊕ - 4h ● - ⊕	10
PEW 1644 PV	16A - 3P + ⊕ - 4h ● - ⊕	10
PEW 1645 PV	16A - 3P + N + ⊕ - 4h ● - ⊕	10
200÷250V ~ - 50 and 60 Hz - blue		
PEW 1663 PV	16A - 2P + ⊕ - 6h ● - ⊕◇	20
PEW 1694 PV	16A - 3P + ⊕ - 9h ● - ⊕	10
PEW 1695 PV	16A - 3P + N + ⊕ - 9h ● - ⊕	10
380÷415V ~ - 50 and 60 Hz - red		
PEW 1693 PV	16A - 2P + ⊕ - 9h ● - ⊕	10
PEW 1664 PV	16A - 3P + ⊕ - 6h ● - ⊕◇	10
PEW 1665 PV	16A - 3P + N + ⊕ - 6h ● - ⊕◇	10
480÷500V ~ - 50 and 60 Hz - black		
PEW 1674 PV	16A - 3P + ⊕ - 7h ● - ⊕	10
PEW 1675 PV	16A - 3P + N + ⊕ - 7h ● - ⊕	10
100÷130V ~ - 50 and 60 Hz - yellow		
PEW 3243 PV	32A - 2P + ⊕ - 4h ● - ⊕	10
PEW 3244 PV	32A - 3P + ⊕ - 4h ● - ⊕	10
PEW 3245 PV	32A - 3P + N + ⊕ - 4h ● - ⊕	10
200÷250V ~ - 50 and 60 Hz - blue		
PEW 3263 PV	32A - 2P + ⊕ - 6h ● - ⊕◇	10
PEW 3294 PV	32A - 3P + ⊕ - 9h ● - ⊕	10
PEW 3295 PV	32A - 3P + N + ⊕ - 9h ● - ⊕	10
380÷415V ~ - 50 and 60 Hz - red		
PEW 3293 PV	32A - 2P + ⊕ - 9h ● - ⊕	10
PEW 3264 PV	32A - 3P + ⊕ - 6h ● - ⊕◇	10
PEW 3265 PV	32A - 3P + N + ⊕ - 6h ● - ⊕◇	10
480÷500V ~ - 50 and 60 Hz - black		
PEW 3274 PV	32A - 3P + ⊕ - 7h ● - ⊕	10
PEW 3275 PV	32A - 3P + N + ⊕ - 7h ● - ⊕	10

◇The articles with hour position 6h refer to the rated voltage (2P+⊕/220÷250V ~ - 3P+⊕ and 3P+N+⊕/380÷415V ~) Other executions not listed but within the norm can be supplied on request



pluso

plugs and socket-outlets
for industrial purposes
low voltage

- in compliance with European standards EN 60309-1 and -2
- body, insert and spring lid in insulating thermoplastic self-extinguishing material
- PEW..PV: spring lid with locking ring and gasket, entry with cable gland

- 63A, 125A: with pilot contact
- 63A, 125A: with nickel-plated contacts
- with Italian Quality Mark

picture

ILME
part No.

description

packaging



63A-125A

plugs - watertight IP67 (EN 60529) - screw connection

100÷130V ~ - 50 and 60 Hz - yellow			
PEW 6343 SV	63A - 2P + ⊕	- 4h ● - ⊕	2
PEW 6344 SV	63A - 3P + ⊕	- 4h ● - ⊕	2
PEW 6345 SV	63A - 3P + N + ⊕	- 4h ● - ⊕	2
PEW 12544 SV	125A - 3P + ⊕	- 4h ● - ⊕	1
200÷250V ~ - 50 and 60 Hz - blue			
PEW 6363 SV	63A - 2P + ⊕	- 6h ● - ⊕◇	2
PEW 6394 SV	63A - 3P + ⊕	- 9h ● - ⊕	2
PEW 6395 SV	63A - 3P + N + ⊕	- 9h ● - ⊕	2
PEW 12563 SV	125A - 2P + ⊕	- 6h ● - ⊕◇	6
PEW 12594 SV	125A - 3P + ⊕	- 9h ● - ⊕	1
PEW 12595 SV	125A - 3P + N + ⊕	- 9h ● - ⊕	1
380÷415V ~ - 50 and 60 Hz - red			
PEW 6393 SV	63A - 2P + ⊕	- 9h ● - ⊕	2
PEW 6364 SV	63A - 3P + ⊕	- 6h ● - ⊕◇	2
PEW 6365 SV	63A - 3P + N + ⊕	- 6h ● - ⊕◇	2
PEW 12564 SV	125A - 3P + ⊕	- 6h ● - ⊕◇	6
PEW 12565 SV	125A - 3P + N + ⊕	- 6h ● - ⊕◇	6
480÷500V ~ - 50 and 60 Hz - black			
PEW 6374 SV	63A - 3P + ⊕	- 7h ● - ⊕	2
PEW 6375 SV	63A - 3P + N + ⊕	- 7h ● - ⊕	2
PEW 12574 SV	125A - 3P + ⊕	- 7h ● - ⊕	1
PEW 12575 SV	125A - 3P + N + ⊕	- 7h ● - ⊕	1

◇ The articles with hour position 6h refer to the rated voltage (2P+⊕/220÷250V ~ - 3P+⊕ and 3P+N+⊕/380÷415V ~)
Other executions not listed but within the norm can be supplied on request

Loose protective cover (accessory for plugs): page 23



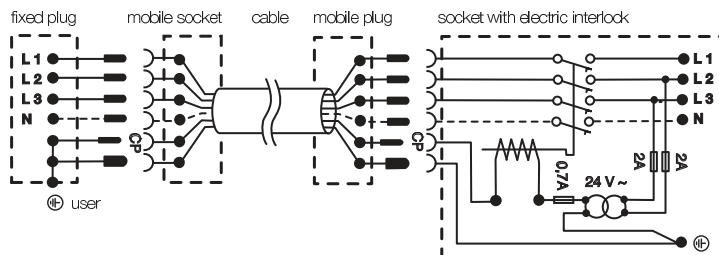
63A-125A

couplers - watertight IP67 (EN 60529) - screw connection

100÷130V ~ - 50 and 60 Hz - yellow			
PEW 6343 PV	63A - 2P + ⊕	- 4h ● - ⊕	2
PEW 6344 PV	63A - 3P + ⊕	- 4h ● - ⊕	2
PEW 6345 PV	63A - 3P + N + ⊕	- 4h ● - ⊕	2
PEW 12544 PV	125A - 3P + ⊕	- 4h ● - ⊕	1
200÷250V ~ - 50 and 60 Hz - blue			
PEW 6363 PV	63A - 2P + ⊕	- 6h ● - ⊕◇	2
PEW 6394 PV	63A - 3P + ⊕	- 9h ● - ⊕	2
PEW 6395 PV	63A - 3P + N + ⊕	- 9h ● - ⊕	2
PEW 12563 PV	125A - 2P + ⊕	- 6h ● - ⊕◇	6
PEW 12594 PV	125A - 3P + ⊕	- 9h ● - ⊕	1
PEW 12595 PV	125A - 3P + N + ⊕	- 9h ● - ⊕	6
380÷415V ~ - 50 and 60 Hz - red			
PEW 6393 PV	63A - 2P + ⊕	- 9h ● - ⊕	2
PEW 6364 PV	63A - 3P + ⊕	- 6h ● - ⊕◇	2
PEW 6365 PV	63A - 3P + N + ⊕	- 6h ● - ⊕◇	2
PEW 12564 PV	125A - 3P + ⊕	- 6h ● - ⊕◇	6
PEW 12565 PV	125A - 3P + N + ⊕	- 6h ● - ⊕◇	6
480÷500V ~ - 50 and 60 Hz - black			
PEW 6374 PV	63A - 3P + ⊕	- 7h ● - ⊕	2
PEW 6375 PV	63A - 3P + N + ⊕	- 7h ● - ⊕	2
PEW 12574 PV	125A - 3P + ⊕	- 7h ● - ⊕	1
PEW 12575 PV	125A - 3P + N + ⊕	- 7h ● - ⊕	1

◇ The articles with hour position 6h refer to the rated voltage (2P+⊕/220÷250V ~ - 3P+⊕ and 3P+N+⊕/380÷415V ~)
Other executions not listed but within the norm can be supplied on request


Example of electric interlock realised by pilot contact that avoids underload operations and controls the earthing contact continuity.





pluso
threaded
adaptor

- for plugs and socket-outlets: PE/PES/PEW/PESW/SIP/SIPW 16/32 SV/PV

picture	ILME part No.	description	packaging
		threaded adaptor - degree of protection IP66/IP67 (CEI EN 60529)	
	PE 25 FG	M25 thread for PE/PEW-PES/PESW-SIP/SIPW...SV/PV 16A models, 2P + ⊕ and 3P + ⊕	1
	PE 32 FG	M32 thread for PE/PEW-PES/PESW-SIP/SIPW...SV/PV 16A models, 3P + N + ⊕ and PE/PEW 32A SV/PV	1

NEW

Advantages

- 1) threading for fittings and cable glands
- 2) screw designed for two purposes:
 - to fix insert to anchor wire
 - to fix the adaptor in place for heavy duty applications





NEW

LS-TYPE

Connections for stage equipment



LS-TYPE Enclosures



LS-TYPE Plugs and Socket-outlets


pluso - N

 plugs and socket-outlets
for stage equipment

- in compliance with EN 60309-1 and -2 standards
- body, inserts and locknut made of insulating, thermoplastic, self-extinguishing material
- fixing captive screws
- colour body and locknut RAL 9005

picture	ILME part No.	description	packaging
---------	---------------	-------------	-----------

NEW


plugs - splashproof IP44 (EN 60529)

		200÷250V ~ - 50 and 60 Hz - blue	
PN 1663 SV	16A - 2P + ⊕ - 6h ●		100
		380÷415V ~ - 50 and 60 Hz - red	
PN 1664 SV	16A - 3P + ⊕ - 6h ●		1
PN 1665 SV	16A - 3P + N + ⊕ - 6h ●		1
		200÷250V ~ - 50 and 60 Hz - blue	
PN 3263 SV	32A - 2P + ⊕ - 6h ●		1
		380÷415V ~ - 50 and 60 Hz - red	
PN 3264 SV	32A - 3P + ⊕ - 6h ●		1
PN 3265 SV	32A - 3P + N + ⊕ - 6h ●		1

NEW


couplers - splashproof IP44 (EN 60529)

		200÷250V ~ - 50 and 60 Hz - blue	
PN 1663 PV	16A - 2P + ⊕ - 6h ●		100
		380÷415V ~ - 50 and 60 Hz - red	
PN 1664 PV	16A - 3P + ⊕ - 6h ●		1
PN 1665 PV	16A - 3P + N + ⊕ - 6h ●		1
		200÷250V ~ - 50 and 60 Hz - blue	
PN 3263 PV	32A - 2P + ⊕ - 6h ●		1
		380÷415V ~ - 50 and 60 Hz - red	
PN 3264 PV	32A - 3P + ⊕ - 6h ●		1
PN 3265 PV	32A - 3P + N + ⊕ - 6h ●		1

NEW


inclined flush-mounting sockets - splashproof IP44 (EN 60529)

		200÷250V ~ - 50 and 60 Hz - blue	
PN 1663 PI	16A - 2P + ⊕ - 6h ● - flange 64x82 mm		20
		380÷415V ~ - 50 and 60 Hz - red	
PN 1664 PI	16A - 3P + ⊕ - 6h ● - flange 64x82 mm		1
PN 1665 PI	16A - 3P + N + ⊕ - 6h ● - flange 92x100 mm		1
		200÷250V ~ - 50 and 60 Hz - blue	
PN 3263 PI	32A - 2P + ⊕ - 6h ● - flange 92x100 mm		1
		380÷415V ~ - 50 and 60 Hz - red	
PN 3264 PI	32A - 3P + ⊕ - 6h ● - flange 92x100 mm		1
PN 3265 PI	32A - 3P + N + ⊕ - 6h ● - flange 92x102 mm		1

NEW


straight flush-mounting sockets - splashproof IP44 (EN 60529)

		200÷250V ~ - 50 and 60 Hz - blue	
PN 1663 PQ	16A - 2P + ⊕ - 6h ● - flange 65x65 mm		50
		380÷415V ~ - 50 and 60 Hz - red	
PN 1664 PQ	16A - 3P + ⊕ - 6h ● - flange 65x65 mm		1
PN 1665 PQ	16A - 3P + N + ⊕ - 6h ● - flange 80x80 mm		1
		200÷250V ~ - 50 and 60 Hz - blue	
PN 3263 PQ	32A - 2P + ⊕ - 6h ● - flange 80x80 mm		1
		380÷415V ~ - 50 and 60 Hz - red	
PN 3264 PQ	32A - 3P + ⊕ - 6h ● - flange 80x80 mm		1
PN 3265 PQ	32A - 3P + N + ⊕ - 6h ● - flange 80x80 mm		1



pluso - HD

plugs and socket-outlets
for industrial purposes
HEAVY DUTY


- in compliance with EN 60309-1 and -2 standards
- body, inserts and locknut made of insulating, thermoplastic, self-extinguishing material
- fixing captive screws
- stainless steel insert fixing screws
- nickel plated contacts as standard
- IP66/IP67 degree of protection (EN 60529)
- temperature range: from -40°C to +100°C
- with Italian Quality Mark

picture	ILME part No.	description	packaging
---------	---------------	-------------	-----------

plugs - watertight IP66/IP67 (EN 60529)


PHW...SV (IP66/IP67) types, entry with cable gland in the operating voltage colour, RAL 7012 grey colour body, locknut with gasket, in the operating voltage colour

200÷250V ~ - 50 and 60 Hz - blue

	PHW 1663 SV	16A - 2P+⊕ - 6h ● - ⊕◇	10
		380÷415V ~ - 50 and 60 Hz - red	
	PHW 1664 SV	16A - 3P+⊕ - 6h ● - ⊕◇	10
	PHW 1665 SV	16A - 3P+N+⊕ - 6h ● - ⊕◇	10
		200÷250V ~ - 50 and 60 Hz - blue	
	PHW 3263 SV	32A - 2P+⊕ - 6h ● - ⊕◇	10
		380÷415V ~ - 50 and 60 Hz - red	
	PHW 3264 SV	32A - 3P+⊕ - 6h ● - ⊕◇	10
	PHW 3265 SV	32A - 3P+N+⊕ - 6h ● - ⊕◇	10

16A - 32A

200÷250V ~ - 50 and 60 Hz - blue


	PHW 6363 SV	63A - 2P+⊕ - 6h ● - ◇	2
		380÷415V ~ - 50 and 60 Hz - red	
	PHW 6364 SV	63A - 3P+⊕ - 6h ● - ◇	2
	PHW 6365 SV	63A - 3P+N+⊕ - 6h ● - ◇	2
		380÷415V ~ - 50 and 60 Hz - red	
	PHW 12564 SV	125A - 3P+⊕ - 6h ● - ◇	6
	PHW 12565 SV	125A - 3P+N+⊕ - 6h ● - ◇	6

63A-125A

couplers - watertight IP66/IP67 (EN 60529)

PHW...PV (IP66/IP67) types, RAL 7012 grey colour body, spring cover with locknut and gasket in the operating voltage colour, entry with cable gland

200÷250V ~ - 50 and 60 Hz - blue

	PHW 1663 PV	16A - 2P+⊕ - 6h ● - ⊕◇	10
		380÷415V ~ - 50 and 60 Hz - red	
	PHW 1664 PV	16A - 3P+⊕ - 6h ● - ⊕◇	10
	PHW 1665 PV	16A - 3P+N+⊕ - 6h ● - ⊕◇	10
		200÷250V ~ - 50 and 60 Hz - blue	
	PHW 3263 PV	32A - 2P+⊕ - 6h ● - ⊕◇	10
		380÷415V ~ - 50 and 60 Hz - red	
	PHW 3264 PV	32A - 3P+⊕ - 6h ● - ⊕◇	10
	PHW 3265 PV	32A - 3P+N+⊕ - 6h ● - ⊕◇	10

16A - 32A

200÷250V ~ - 50 and 60 Hz - blue

	PHW 6363 PV	63A - 2P+⊕ - 6h ● - ◇	2
		380÷415V ~ - 50 and 60 Hz - red	
	PHW 6364 PV	63A - 3P+⊕ - 6h ● - ◇	2
	PHW 6365 PV	63A - 3P+N+⊕ - 6h ● - ◇	2
		380÷415V ~ - 50 and 60 Hz - red	
	PHW 12564 PV	125A - 3P+⊕ - 6h ● - ◇	6
	PHW 12565 PV	125A - 3P+N+⊕ - 6h ● - ◇	6

63A-125A

◇ The articles with hour position 6h refer to the rated voltage (2P+⊕/220÷250V ~ - 3P+⊕ and 3P+N+⊕/380÷415V ~)
Other executions not listed but within the norm can be supplied on request

The new HD (Heavy Duty) versions are able to withstand extreme weather conditions. Specifically, the materials have been changed to be more resistant to low temperatures. The contacts of HD models are nickel plated.
Best suited for use with:



TM from page 47



BK from page 91



pluso

plugs and socket-outlets
for industrial purposes
low voltage

- in compliance with European standards EN 60309-1 and -2
- body, insert and spring lid in insulating thermoplastic self-extinguishing material
- splashproof types: spring lid, entry with threaded grommet (replaceable with a cable gland))

- watertight types: spring lid with locking ring and gasket, entry with cable gland
- 63A, 125A: with pilot contact
- 63A, 125A: with nickel-plated contacts
- 125A: complete with terminal block for cable connection
- with Italian Quality Mark

picture description part No. packaging



16A-32A

wall-mounting sockets - splashproof IP44 (EN 60529)

100÷130V ~ - 50 and 60 Hz - yellow			
PE 1643 PP	16A - 2P + ⊕	- 4h ● - Pg 16- ⊕	10
PE 1644 PP	16A - 3P + ⊕	- 4h ● - Pg 16- ⊕	10
PE 1645 PP	16A - 3P + N + ⊕	- 4h ● - Pg 21- ⊕	10
PE 3243 PP	32A - 2P + ⊕	- 4h ● - Pg 21- ⊕	10
PE 3244 PP	32A - 3P + ⊕	- 4h ● - Pg 21- ⊕	10
PE 3245 PP	32A - 3P + N + ⊕	- 4h ● - Pg 21- ⊕	10
200÷250V ~ - 50 and 60 Hz - blue			
PE 1663 PP	16A - 2P + ⊕	- 6h ● - Pg 16- ⊕◇	20
PE 1694 PP	16A - 3P + ⊕	- 9h ● - Pg 16- ⊕	10
PE 1695 PP	16A - 3P + N + ⊕	- 9h ● - Pg 21- ⊕	10
PE 3263 PP	32A - 2P + ⊕	- 6h ● - Pg 21- ⊕◇	10
PE 3294 PP	32A - 3P + ⊕	- 9h ● - Pg 21- ⊕	10
PE 3295 PP	32A - 3P + N + ⊕	- 9h ● - Pg 21- ⊕	10
380÷415V ~ - 50 and 60 Hz - red			
PE 1693 PP	16A - 2P + ⊕	- 9h ● - Pg 16- ⊕	10
PE 1664 PP	16A - 3P + ⊕	- 6h ● - Pg 16- ⊕◇	20
PE 1665 PP	16A - 3P + N + ⊕	- 6h ● - Pg 21- ⊕◇	10
PE 3293 PP	32A - 2P + ⊕	- 9h ● - Pg 21- ⊕	10
PE 3264 PP	32A - 3P + ⊕	- 6h ● - Pg 21- ⊕◇	10
PE 3265 PP	32A - 3P + N + ⊕	- 6h ● - Pg 21- ⊕◇	10
480÷500V ~ - 50 and 60 Hz - black			
PE 1674 PP	16A - 3P + ⊕	- 7h ● - Pg 16- ⊕	10
PE 1675 PP	16A - 3P + N + ⊕	- 7h ● - Pg 21- ⊕	10
PE 3274 PP	32A - 3P + ⊕	- 7h ● - Pg 21- ⊕	10
PE 3275 PP	32A - 3P + N + ⊕	- 7h ● - Pg 21- ⊕	10



16A-32A

wall-mounting sockets - watertight IP67 (EN 60529)

100÷130V ~ - 50 and 60 Hz - yellow			
PEW 1643 PP	16A - 2P + ⊕	- 4h ● - Pg 16- ⊕	10
PEW 1644 PP	16A - 3P + ⊕	- 4h ● - Pg 16- ⊕	10
PEW 1645 PP	16A - 3P + N + ⊕	- 4h ● - Pg 21- ⊕	10
PEW 3243 PP	32A - 2P + ⊕	- 4h ● - Pg 21- ⊕	10
PEW 3244 PP	32A - 3P + ⊕	- 4h ● - Pg 21- ⊕	10
PEW 3245 PP	32A - 3P + N + ⊕	- 4h ● - Pg 21- ⊕	10
PEW 6343 PP	63A - 2P + ⊕	- 4h ● - Pg 29- ⊕	1
PEW 6344 PP	63A - 3P + ⊕	- 4h ● - Pg 29- ⊕	1
PEW 6345 PP	63A - 3P + N + ⊕	- 4h ● - Pg 29- ⊕	1
PEW 12544 PP	125A - 3P + ⊕	- 4h ● - Pg 48- ⊕	1
200÷250V ~ - 50 and 60 Hz - blue			
PEW 1663 PP	16A - 2P + ⊕	- 6h ● - Pg 16- ⊕◇	10
PEW 1694 PP	16A - 3P + ⊕	- 9h ● - Pg 16- ⊕	10
PEW 1695 PP	16A - 3P + N + ⊕	- 9h ● - Pg 21- ⊕	10
PEW 3263 PP	32A - 2P + ⊕	- 6h ● - Pg 21- ⊕◇	10
PEW 3294 PP	32A - 3P + ⊕	- 9h ● - Pg 21- ⊕	10
PEW 3295 PP	32A - 3P + N + ⊕	- 9h ● - Pg 21- ⊕	10
PEW 6363 PP	63A - 2P + ⊕	- 6h ● - Pg 29- ⊕◇	1
PEW 6394 PP	63A - 3P + ⊕	- 9h ● - Pg 29- ⊕	1
PEW 6395 PP	63A - 3P + N + ⊕	- 9h ● - Pg 29- ⊕	1
PEW 12563 PP	125A - 2P + ⊕	- 6h ● - Pg 48- ⊕◇	1
PEW 12594 PP	125A - 3P + ⊕	- 9h ● - Pg 48- ⊕	1
PEW 12595 PP	125A - 3P + N + ⊕	- 9h ● - Pg 48- ⊕	1
380÷415V ~ - 50 and 60 Hz - red			
PEW 1693 PP	16A - 2P + ⊕	- 9h ● - Pg 16- ⊕	10
PEW 1664 PP	16A - 3P + ⊕	- 6h ● - Pg 16- ⊕◇	10
PEW 1665 PP	16A - 3P + N + ⊕	- 6h ● - Pg 21- ⊕◇	10
PEW 3293 PP	32A - 2P + ⊕	- 9h ● - Pg 21- ⊕	10
PEW 3264 PP	32A - 3P + ⊕	- 6h ● - Pg 21- ⊕◇	10
PEW 3265 PP	32A - 3P + N + ⊕	- 6h ● - Pg 21- ⊕◇	10
PEW 6393 PP	63A - 2P + ⊕	- 9h ● - Pg 29- ⊕	1
PEW 6364 PP	63A - 3P + ⊕	- 6h ● - Pg 29- ⊕◇	1
PEW 6365 PP	63A - 3P + N + ⊕	- 6h ● - Pg 29- ⊕◇	1
PEW 12564 PP	125A - 3P + ⊕	- 6h ● - Pg 48- ⊕◇	1
PEW 12565 PP	125A - 3P + N + ⊕	- 6h ● - Pg 48- ⊕◇	1
480÷500V ~ - 50 and 60 Hz - black			
PEW 1674 PP	16A - 3P + ⊕	- 7h ● - Pg 16- ⊕	10
PEW 1675 PP	16A - 3P + N + ⊕	- 7h ● - Pg 21- ⊕	10
PEW 3274 PP	32A - 3P + ⊕	- 7h ● - Pg 21- ⊕	10
PEW 3275 PP	32A - 3P + N + ⊕	- 7h ● - Pg 21- ⊕	10
PEW 6374 PP	63A - 3P + ⊕	- 7h ● - Pg 29- ⊕	1
PEW 6375 PP	63A - 3P + N + ⊕	- 7h ● - Pg 29- ⊕	1
PEW 12574 PP	125A - 3P + ⊕	- 7h ● - Pg 48- ⊕	1
PEW 12575 PP	125A - 3P + N + ⊕	- 7h ● - Pg 48- ⊕	1



63A



125A

◇ The articles with hour position 6h refer to the rated voltage (2P+⊕/220÷250V ~ - 3P+⊕ and 3P+N+⊕/380÷415V ~) 16A and 32A versions with nickel-plated contacts can be supplied on request Other executions not listed but within the norm can be supplied on request



pluso

plugs and socket-outlets
for industrial purposes
low voltage

- in compliance with European standards EN 60309-1 and -2
- body, insert and spring lid in insulating thermoplastic self-extinguishing material
- flange with anti-aging gasket
- splashproof types: spring lid

- watertight types: spring lid with locking ring and gasket
- 63A, 125A: with pilot contact
- 63A, 125A: with nickel-plated contacts
- with Italian Quality Mark

picture

ILME
part No.

description

packaging



16A-32A

inclined flush-mounting sockets - splashproof IP44 (EN 60529)

100÷130V ~ - 50 and 60 Hz - yellow			
PE 1643 PI	16A - 2P + ⊕	- 4h ● - flange 64x82 mm- ⊕	10
PE 1644 PI	16A - 3P + ⊕	- 4h ● - flange 64x82 mm- ⊕	10
PE 1645 PI	16A - 3P + N + ⊕	- 4h ● - flange 92x100 mm- ⊕	10
PE 3243 PI	32A - 2P + ⊕	- 4h ● - flange 92x100 mm- ⊕	10
PE 3244 PI	32A - 3P + ⊕	- 4h ● - flange 92x100 mm- ⊕	10
PE 3245 PI	32A - 3P + N + ⊕	- 4h ● - flange 92x102 mm- ⊕	10
200÷250V ~ - 50 and 60 Hz - blue			
PE 1663 PI	16A - 2P + ⊕	- 6h ● - flange 64x82 mm- ⊕◇	20
PE 1694 PI	16A - 3P + ⊕	- 9h ● - flange 64x82 mm- ⊕	10
PE 1695 PI	16A - 3P + N + ⊕	- 9h ● - flange 92x100 mm- ⊕	10
PE 3263 PI	32A - 2P + ⊕	- 6h ● - flange 92x100 mm- ⊕◇	10
PE 3294 PI	32A - 3P + ⊕	- 9h ● - flange 92x100 mm- ⊕	10
PE 3295 PI	32A - 3P + N + ⊕	- 9h ● - flange 92x102 mm- ⊕	10
380÷415V ~ - 50 and 60 Hz - red			
PE 1693 PI	16A - 2P + ⊕	- 9h ● - flange 64x82 mm- ⊕	10
PE 1664 PI	16A - 3P + ⊕	- 6h ● - flange 64x82 mm- ⊕◇	10
PE 1665 PI	16A - 3P + N + ⊕	- 6h ● - flange 92x100 mm- ⊕◇	10
PE 3293 PI	32A - 2P + ⊕	- 9h ● - flange 92x100 mm- ⊕	10
PE 3264 PI	32A - 3P + ⊕	- 6h ● - flange 92x100 mm- ⊕◇	10
PE 3265 PI	32A - 3P + N + ⊕	- 6h ● - flange 92x102 mm- ⊕◇	10
480÷500V ~ - 50 and 60 Hz - black			
PE 1674 PI	16A - 3P + ⊕	- 7h ● - flange 64x82 mm- ⊕	10
PE 1675 PI	16A - 3P + N + ⊕	- 7h ● - flange 92x100 mm- ⊕	10
PE 3274 PI	32A - 3P + ⊕	- 7h ● - flange 92x100 mm- ⊕	10
PE 3275 PI	32A - 3P + N + ⊕	- 7h ● - flange 92x102 mm- ⊕	10

inclined flush-mounting sockets - watertight IP67 (EN 60529)



16A-32A
63A-125A

100÷130V ~ - 50 and 60 Hz - yellow			
PEW 1643 PI	16A - 2P + ⊕	- 4h ● - flange 65x82 mm- ⊕	10
PEW 1644 PI	16A - 3P + ⊕	- 4h ● - flange 65x82 mm- ⊕	10
PEW 1645 PI	16A - 3P + N + ⊕	- 4h ● - flange 90x100 mm- ⊕	10
PEW 3243 PI	32A - 2P + ⊕	- 4h ● - flange 90x100 mm- ⊕	10
PEW 3244 PI	32A - 3P + ⊕	- 4h ● - flange 90x100 mm- ⊕	10
PEW 3245 PI	32A - 3P + N + ⊕	- 4h ● - flange 90x100 mm- ⊕	10
PEW 6343 PI	63A - 2P + ⊕	- 4h ● - flange 100x107 mm- ⊕	4
PEW 6344 PI	63A - 3P + ⊕	- 4h ● - flange 100x107 mm- ⊕	4
PEW 6345 PI	63A - 3P + N + ⊕	- 4h ● - flange 100x107 mm- ⊕	4
PEW 12544 PI	125A - 3P + ⊕	- 4h ● - flange 130x130 mm- ⊕	1
200÷250V ~ - 50 and 60 Hz - blue			
PEW 1663 PI	16A - 2P + ⊕	- 6h ● - flange 65x82 mm- ⊕◇	10
PEW 1694 PI	16A - 3P + ⊕	- 9h ● - flange 65x82 mm- ⊕	10
PEW 1695 PI	16A - 3P + N + ⊕	- 9h ● - flange 90x100 mm- ⊕	10
PEW 3263 PI	32A - 2P + ⊕	- 6h ● - flange 90x100 mm- ⊕◇	10
PEW 3294 PI	32A - 3P + ⊕	- 9h ● - flange 90x100 mm- ⊕	10
PEW 3295 PI	32A - 3P + N + ⊕	- 9h ● - flange 90x100 mm- ⊕	10
PEW 6363 PI	63A - 2P + ⊕	- 6h ● - flange 100x107 mm- ⊕◇	10
PEW 6394 PI	63A - 3P + ⊕	- 9h ● - flange 100x107 mm- ⊕	4
PEW 6395 PI	63A - 3P + N + ⊕	- 9h ● - flange 100x107 mm- ⊕	4
PEW 12563 PI	125A - 2P + ⊕	- 6h ● - flange 130x130 mm- ⊕◇	8
PEW 12594 PI	125A - 3P + ⊕	- 9h ● - flange 130x130 mm- ⊕	1
PEW 12595 PI	125A - 3P + N + ⊕	- 9h ● - flange 130x130 mm- ⊕	1
380÷415V ~ - 50 and 60 Hz - red			
PEW 1693 PI	16A - 2P + ⊕	- 9h ● - flange 65x82 mm- ⊕	10
PEW 1664 PI	16A - 3P + ⊕	- 6h ● - flange 65x82 mm- ⊕◇	10
PEW 1665 PI	16A - 3P + N + ⊕	- 6h ● - flange 90x100 mm- ⊕◇	10
PEW 3293 PI	32A - 2P + ⊕	- 9h ● - flange 90x100 mm- ⊕	10
PEW 3264 PI	32A - 3P + ⊕	- 6h ● - flange 90x100 mm- ⊕◇	10
PEW 3265 PI	32A - 3P + N + ⊕	- 6h ● - flange 90x100 mm- ⊕◇	10
PEW 6393 PI	63A - 2P + ⊕	- 9h ● - flange 100x107 mm- ⊕	4
PEW 6364 PI	63A - 3P + ⊕	- 6h ● - flange 100x107 mm- ⊕◇	4
PEW 6365 PI	63A - 3P + N + ⊕	- 6h ● - flange 100x107 mm- ⊕◇	4
PEW 12564 PI	125A - 3P + ⊕	- 6h ● - flange 130x130 mm- ⊕◇	8
PEW 12565 PI	125A - 3P + N + ⊕	- 6h ● - flange 130x130 mm- ⊕◇	8
480÷500V ~ - 50 and 60 Hz - black			
PEW 1674 PI	16A - 3P + ⊕	- 7h ● - flange 65x82 mm- ⊕	10
PEW 1675 PI	16A - 3P + N + ⊕	- 7h ● - flange 90x100 mm- ⊕	10
PEW 3274 PI	32A - 3P + ⊕	- 7h ● - flange 90x100 mm- ⊕	10
PEW 3275 PI	32A - 3P + N + ⊕	- 7h ● - flange 90x100 mm- ⊕	10
PEW 6374 PI	63A - 3P + ⊕	- 7h ● - flange 100x107 mm- ⊕	4
PEW 6375 PI	63A - 3P + N + ⊕	- 7h ● - flange 100x107 mm- ⊕	4
PEW 12574 PI	125A - 3P + ⊕	- 7h ● - flange 130x130 mm- ⊕	1
PEW 12575 PI	125A - 3P + N + ⊕	- 7h ● - flange 130x130 mm- ⊕	1

◇ The articles with hour position 6h refer to the rated voltage (2P+⊕/220÷250V ~ - 3P+⊕ and 3P+N+⊕/380÷415V ~) 16A and 32A versions with nickel-plated contacts can be supplied on request
Other executions not listed but within the norm can be supplied on request



pluso

plugs and socket-outlets
for industrial purposes
low voltage

- in compliance with European standards EN 60309-1 and -2
- body, insert and spring lid in insulating thermoplastic self-extinguishing material
- flange with anti-aging gasket
- fixing screws bag provided with FM boxes: page 28
- splashproof types: spring lid

- watertight types: spring lid with locking ring and gasket
- 63A, 125A: with pilot contact
- 63A, 125A: with nickel-plated contacts
- with Italian Quality Mark

picture

ILME
part No.

description

packaging

straight flush-mounting sockets - splashproof IP44 (EN 60529)



16A-32A

100÷130V ~ - 50 and 60 Hz - yellow			
PE 1643 PQ	16A - 2P + ⊕	- 4h ● - flange 65x65 mm - ⊕	50
PE 1644 PQ	16A - 3P + ⊕	- 4h ● - flange 65x65 mm - ⊕	10
PE 1645 PQ	16A - 3P + N + ⊕	- 4h ● - flange 80x80 mm - ⊕	10
PE 3243 PQ	32A - 2P + ⊕	- 4h ● - flange 80x80 mm - ⊕	10
PE 3244 PQ	32A - 3P + ⊕	- 4h ● - flange 80x80 mm - ⊕	10
PE 3245 PQ	32A - 3P + N + ⊕	- 4h ● - flange 80x80 mm - ⊕	10
200÷250V ~ - 50 and 60 Hz - blue			
PE 1663 PQ	16A - 2P + ⊕	- 6h ● - flange 65x65 mm - ⊕◇	50
PE 1694 PQ	16A - 3P + ⊕	- 9h ● - flange 65x65 mm - ⊕	10
PE 1695 PQ	16A - 3P + N + ⊕	- 9h ● - flange 80x80 mm - ⊕	10
PE 3263 PQ	32A - 2P + ⊕	- 6h ● - flange 80x80 mm - ⊕◇	10
PE 3294 PQ	32A - 3P + ⊕	- 9h ● - flange 80x80 mm - ⊕	10
PE 3295 PQ	32A - 3P + N + ⊕	- 9h ● - flange 80x80 mm - ⊕	10
380÷415V ~ - 50 and 60 Hz - red			
PE 1693 PQ	16A - 2P + ⊕	- 9h ● - flange 65x65 mm - ⊕	10
PE 1664 PQ	16A - 3P + ⊕	- 6h ● - flange 65x65 mm - ⊕◇	10
PE 1665 PQ	16A - 3P + N + ⊕	- 6h ● - flange 80x80 mm - ⊕◇	10
PE 3293 PQ	32A - 2P + ⊕	- 9h ● - flange 80x80 mm - ⊕	10
PE 3264 PQ	32A - 3P + ⊕	- 6h ● - flange 80x80 mm - ⊕◇	10
PE 3265 PQ	32A - 3P + N + ⊕	- 6h ● - flange 80x80 mm - ⊕◇	10
480÷500V ~ - 50 and 60 Hz - black			
PE 1674 PQ	16A - 3P + ⊕	- 7h ● - flange 65x65 mm - ⊕	10
PE 1675 PQ	16A - 3P + N + ⊕	- 7h ● - flange 80x80 mm - ⊕	10
PE 3274 PQ	32A - 3P + ⊕	- 7h ● - flange 80x80 mm - ⊕	10
PE 3275 PQ	32A - 3P + N + ⊕	- 7h ● - flange 80x80 mm - ⊕	10

straight flush-mounting sockets - watertight IP67 (EN 60529)



16A-32A
63A-125A

100÷130V ~ - 50 and 60 Hz - yellow			
PEW 1643 PQ	16A - 2P + ⊕	- 4h ● - flange 65x65 mm - ⊕	10
PEW 1644 PQ	16A - 3P + ⊕	- 4h ● - flange 65x65 mm - ⊕	10
PEW 1645 PQ	16A - 3P + N + ⊕	- 4h ● - flange 80x80 mm - ⊕	10
PEW 3243 PQ	32A - 2P + ⊕	- 4h ● - flange 80x80 mm - ⊕	10
PEW 3244 PQ	32A - 3P + ⊕	- 4h ● - flange 80x80 mm - ⊕	10
PEW 3245 PQ	32A - 3P + N + ⊕	- 4h ● - flange 80x80 mm - ⊕	10
PEW 6343 PQ	63A - 2P + ⊕	- 4h ● - flange 100x107 mm - ⊕	4
PEW 6344 PQ	63A - 3P + ⊕	- 4h ● - flange 100x107 mm - ⊕	4
PEW 6345 PQ	63A - 3P + N + ⊕	- 4h ● - flange 100x107 mm - ⊕	4
PEW 12544 PQ	125A - 3P + ⊕	- 4h ● - flange 130x130 mm - ⊕	1
200÷250V ~ - 50 and 60 Hz - blue			
PEW 1663 PQ	16A - 2P + ⊕	- 6h ● - flange 65x65 mm - ⊕◇	10
PEW 1694 PQ	16A - 3P + ⊕	- 9h ● - flange 65x65 mm - ⊕	10
PEW 1695 PQ	16A - 3P + N + ⊕	- 9h ● - flange 80x80 mm - ⊕	10
PEW 3263 PQ	32A - 2P + ⊕	- 6h ● - flange 80x80 mm - ⊕◇	10
PEW 3294 PQ	32A - 3P + ⊕	- 9h ● - flange 80x80 mm - ⊕	10
PEW 3295 PQ	32A - 3P + N + ⊕	- 9h ● - flange 80x80 mm - ⊕	10
PEW 6363 PQ	63A - 2P + ⊕	- 6h ● - flange 100x107 mm - ⊕◇	4
PEW 6395 PQ	63A - 3P + N + ⊕	- 9h ● - flange 100x107 mm - ⊕	4
PEW 12563 PQ	125A - 2P + ⊕	- 6h ● - flange 130x130 mm - ⊕◇	8
PEW 12594 PQ	125A - 3P + ⊕	- 9h ● - flange 130x130 mm - ⊕	1
PEW 12595 PQ	125A - 3P + N + ⊕	- 9h ● - flange 130x130 mm - ⊕	1
380÷415V ~ - 50 and 60 Hz - red			
PEW 1693 PQ	16A - 2P + ⊕	- 9h ● - flange 65x65 mm - ⊕	10
PEW 1664 PQ	16A - 3P + ⊕	- 6h ● - flange 65x65 mm - ⊕◇	10
PEW 1665 PQ	16A - 3P + N + ⊕	- 6h ● - flange 80x80 mm - ⊕◇	10
PEW 3293 PQ	32A - 2P + ⊕	- 9h ● - flange 80x80 mm - ⊕	10
PEW 3264 PQ	32A - 3P + ⊕	- 6h ● - flange 80x80 mm - ⊕◇	10
PEW 3265 PQ	32A - 3P + N + ⊕	- 6h ● - flange 80x80 mm - ⊕◇	10
PEW 6393 PQ	63A - 2P + ⊕	- 9h ● - flange 100x107 mm - ⊕	4
PEW 6364 PQ	63A - 3P + ⊕	- 6h ● - flange 100x107 mm - ⊕◇	4
PEW 6365 PQ	63A - 3P + N + ⊕	- 6h ● - flange 100x107 mm - ⊕◇	4
PEW 12564 PQ	125A - 3P + ⊕	- 6h ● - flange 130x130 mm - ⊕◇	8
PEW 12565 PQ	125A - 3P + N + ⊕	- 6h ● - flange 130x130 mm - ⊕◇	8
480÷500V ~ - 50 and 60 Hz - black			
PEW 1674 PQ	16A - 3P + ⊕	- 7h ● - flange 65x65 mm - ⊕	10
PEW 1675 PQ	16A - 3P + N + ⊕	- 7h ● - flange 80x80 mm - ⊕	10
PEW 3274 PQ	32A - 3P + ⊕	- 7h ● - flange 80x80 mm - ⊕	10
PEW 3275 PQ	32A - 3P + N + ⊕	- 7h ● - flange 80x80 mm - ⊕	10
PEW 6374 PQ	63A - 3P + ⊕	- 7h ● - flange 100x107 mm - ⊕	4
PEW 6375 PQ	63A - 3P + N + ⊕	- 7h ● - flange 100x107 mm - ⊕	4
PEW 12574 PQ	125A - 3P + ⊕	- 7h ● - flange 130x130 mm - ⊕	4
PEW 12575 PQ	125A - 3P + N + ⊕	- 7h ● - flangia 130x130 mm - ⊕	1

◇ The articles with hour position 6h refer to the rated voltage (2P+⊕/220÷250V ~ - 3P+⊕ and 3P+N+⊕/380÷415V ~) 16A and 32A versions with nickel-plated contacts can be supplied on request Other executions not listed but within the norm can be supplied on request



pluso

plugs and socket-outlets
for industrial purposes
low voltage

- in compliance with European standards EN 60309-1 and -2
- body, insert and locking ring in insulating thermoplastic self-extinguishing material
- cable anchoring collar incorporated in the insert
- entry with cable gland
- splashproof types: enclosure colour coded according to the operating voltage
- watertight types: locking ring with gasket
- with Italian Quality Mark

picture ILME description packaging
part No.

angled plugs - splashproof IP44 (EN 60529)



16A-32A

100÷130V ~ - 50 and 60 Hz - yellow			
PE 1643 SA	16A - 2P + ⊕	- 4h ● - Pg 13,5- ⊕	1
PE 1644 SA	16A - 3P + ⊕	- 4h ● - Pg 16- ⊕	1
PE 1645 SA	16A - 3P + N + ⊕	- 4h ● - Pg 16- ⊕	1
PE 3243 SA	32A - 2P + ⊕	- 4h ● - Pg 21- ⊕	10
PE 3244 SA	32A - 3P + ⊕	- 4h ● - Pg 21- ⊕	10
PE 3245 SA	32A - 3P + N + ⊕	- 4h ● - Pg 21- ⊕	10
200÷250V ~ - 50 and 60 Hz - blue			
PE 1663 SA	16A - 2P + ⊕	- 6h ● - Pg 13,5- ⊕◇	10
PE 1694 SA	16A - 3P + ⊕	- 9h ● - Pg 16- ⊕	10
PE 1695 SA	16A - 3P + N + ⊕	- 9h ● - Pg 16- ⊕	10
PE 3263 SA	32A - 2P + ⊕	- 6h ● - Pg 21- ⊕◇	10
PE 3294 SA	32A - 3P + ⊕	- 9h ● - Pg 21- ⊕	10
PE 3295 SA	32A - 3P + N + ⊕	- 9h ● - Pg 21- ⊕	10
380÷415V ~ - 50 and 60 Hz - red			
PE 1693 SA	16A - 2P + ⊕	- 9h ● - Pg 13,5- ⊕	1
PE 1664 SA	16A - 3P + ⊕	- 6h ● - Pg 16- ⊕◇	10
PE 1665 SA	16A - 3P + N + ⊕	- 6h ● - Pg 16- ⊕◇	10
PE 3293 SA	32A - 2P + ⊕	- 9h ● - Pg 21- ⊕	10
PE 3264 SA	32A - 3P + ⊕	- 6h ● - Pg 21- ⊕◇	10
PE 3265 SA	32A - 3P + N + ⊕	- 6h ● - Pg 21- ⊕◇	10
480÷500V ~ - 50 and 60 Hz - black			
PE 1674 SA	16A - 3P + ⊕	- 7h ● - Pg 16- ⊕	10
PE 1675 SA	16A - 3P + N + ⊕	- 7h ● - Pg 16- ⊕	10
PE 3274 SA	32A - 3P + ⊕	- 7h ● - Pg 21- ⊕	10
PE 3275 SA	32A - 3P + N + ⊕	- 7h ● - Pg 21- ⊕	10

angled plugs - watertight IP67 (EN 60529)



16A-32A

100÷130V ~ - 50 and 60 Hz - yellow			
PEW 1643 SA	16A - 2P + ⊕	- 4h ● - Pg 13,5- ⊕	1
PEW 1644 SA	16A - 3P + ⊕	- 4h ● - Pg 16- ⊕	1
PEW 1645 SA	16A - 3P + N + ⊕	- 4h ● - Pg 16- ⊕	10
PEW 3243 SA	32A - 2P + ⊕	- 4h ● - Pg 21- ⊕	10
PEW 3244 SA	32A - 3P + ⊕	- 4h ● - Pg 21- ⊕	10
PEW 3245 SA	32A - 3P + N + ⊕	- 4h ● - Pg 21- ⊕	10
200÷250V ~ - 50 and 60 Hz - blue			
PEW 1663 SA	16A - 2P + ⊕	- 6h ● - Pg 13,5- ⊕◇	10
PEW 1694 SA	16A - 3P + ⊕	- 9h ● - Pg 16- ⊕	10
PEW 1695 SA	16A - 3P + N + ⊕	- 9h ● - Pg 16- ⊕	10
PEW 3263 SA	32A - 2P + ⊕	- 6h ● - Pg 21- ⊕◇	10
PEW 3294 SA	32A - 3P + ⊕	- 9h ● - Pg 21- ⊕	10
PEW 3295 SA	32A - 3P + N + ⊕	- 9h ● - Pg 21- ⊕	10
380÷415V ~ - 50 and 60 Hz - red			
PEW 1693 SA	16A - 2P + ⊕	- 9h ● - Pg 13,5- ⊕	10
PEW 1664 SA	16A - 3P + ⊕	- 6h ● - Pg 16- ⊕◇	10
PEW 1665 SA	16A - 3P + N + ⊕	- 6h ● - Pg 16- ⊕◇	10
PEW 3293 SA	32A - 2P + ⊕	- 9h ● - Pg 21- ⊕	10
PEW 3264 SA	32A - 3P + ⊕	- 6h ● - Pg 21- ⊕◇	10
PEW 3265 SA	32A - 3P + N + ⊕	- 6h ● - Pg 21- ⊕◇	10
480÷500V ~ - 50 and 60 Hz - black			
PEW 1674 SA	16A - 3P + ⊕	- 7h ● - Pg 16- ⊕	10
PEW 1675 SA	16A - 3P + N + ⊕	- 7h ● - Pg 16- ⊕	10
PEW 3274 SA	32A - 3P + ⊕	- 7h ● - Pg 21- ⊕	10
PEW 3275 SA	32A - 3P + N + ⊕	- 7h ● - Pg 21- ⊕	10

◇ The articles with hour position 6h refer to the rated voltage (2P+⊕/220÷250V ~ - 3P+⊕ and 3P+N+⊕/380÷415V ~) 16A and 32A versions with nickel-plated contacts can be supplied on request
Other executions not listed but within the norm can be supplied on request
Loose protective cover (accessory for plugs): see below.

loose protective cover

accessory for plugs IP67 (optional)



PEW ... CS

PEW 163 CS	16A - 2P + ⊕		1
PEW 164 CS	16A - 3P + ⊕		1
PEW 165 CS	16A - 3P + N + ⊕		1
PEW 324 CS	32A - 2/3P + ⊕		0
PEW 325 CS	32A - 3P + N + ⊕		0
PEW 63 CS	63A - all polarities		1
PEW 125 CS	125A - all polarities		1



pluso

plugs and socket-outlets
for industrial purposes
low voltage

- in compliance with European standards EN 60309-1 and -2
- body, insert and locking ring in insulating thermoplastic self-extinguishing material
- splashproof types: top entry with threaded grommet (replaceable with cable gland)

- watertight types: locking ring with gasket, top entry with cable gland
- 63A, 125A: with pilot contact
- 63A, 125A: with nickel-plated contacts
- 125A: complete with terminal block for cable connection
- with Italian Quality Mark packaging

picture

ILME
part No.

description

packaging

wall-mounting plugs - splashproof IP44 (EN 60529)



16A-32A

100÷130V ~ - 50 and 60 Hz - yellow			
PE 1643 SM	16A - 2P + ⊕	- 4h ● - Pg 16 - ⊕	10
PE 1644 SM	16A - 3P + ⊕	- 4h ● - Pg 16 - ⊕	10
PE 1645 SM	16A - 3P + N + ⊕	- 4h ● - Pg 21 - ⊕	10
PE 3243 SM	32A - 2P + ⊕	- 4h ● - Pg 21 - ⊕	10
PE 3244 SM	32A - 3P + ⊕	- 4h ● - Pg 21 - ⊕	10
PE 3245 SM	32A - 3P + N + ⊕	- 4h ● - Pg 21 - ⊕	10
200÷250V ~ - 50 and 60 Hz - blue			
PE 1663 SM	16A - 2P + ⊕	- 6h ● - Pg 16 - ⊕◇	10
PE 1694 SM	16A - 3P + ⊕	- 9h ● - Pg 16 - ⊕	10
PE 1695 SM	16A - 3P + N + ⊕	- 9h ● - Pg 21 - ⊕	10
PE 3263 SM	32A - 2P + ⊕	- 6h ● - Pg 21 - ⊕◇	10
PE 3294 SM	32A - 3P + ⊕	- 9h ● - Pg 21 - ⊕	10
PE 3295 SM	32A - 3P + N + ⊕	- 9h ● - Pg 21 - ⊕	10
380÷415V ~ - 50 and 60 Hz - red			
PE 1693 SM	16A - 2P + ⊕	- 9h ● - Pg 16 - ⊕	10
PE 1664 SM	16A - 3P + ⊕	- 6h ● - Pg 16 - ⊕◇	10
PE 1665 SM	16A - 3P + N + ⊕	- 6h ● - Pg 21 - ⊕◇	10
PE 3293 SM	32A - 2P + ⊕	- 9h ● - Pg 21 - ⊕	10
PE 3264 SM	32A - 3P + ⊕	- 6h ● - Pg 21 - ⊕◇	10
PE 3265 SM	32A - 3P + N + ⊕	- 6h ● - Pg 21 - ⊕◇	10
480÷500V ~ - 50 and 60 Hz - black			
PE 1674 SM	16A - 3P + ⊕	- 7h ● - Pg 16 - ⊕	10
PE 1675 SM	16A - 3P + N + ⊕	- 7h ● - Pg 21 - ⊕	10
PE 3274 SM	32A - 3P + ⊕	- 7h ● - Pg 21 - ⊕	10
PE 3275 SM	32A - 3P + N + ⊕	- 7h ● - Pg 21 - ⊕	10

wall-mounting plugs - watertight IP67 (EN 60529)



16A-32A

100÷130V ~ - 50 and 60 Hz - yellow			
PEW 1643 SM	16A - 2P + ⊕	- 4h ● - Pg 16 - ⊕	10
PEW 1644 SM	16A - 3P + ⊕	- 4h ● - Pg 16 - ⊕	10
PEW 1645 SM	16A - 3P + N + ⊕	- 4h ● - Pg 21 - ⊕	10
PEW 3243 SM	32A - 2P + ⊕	- 4h ● - Pg 21 - ⊕	10
PEW 3244 SM	32A - 3P + ⊕	- 4h ● - Pg 21 - ⊕	10
PEW 3245 SM	32A - 3P + N + ⊕	- 4h ● - Pg 21 - ⊕	10
PEW 6343 SM	63A - 2P + ⊕	- 4h ● - Pg 29 - ⊕	1
PEW 6344 SM	63A - 3P + ⊕	- 4h ● - Pg 29 - ⊕	1
PEW 6345 SM	63A - 3P + N + ⊕	- 4h ● - Pg 29 - ⊕	1
PEW 12544 SM	125A - 3P + ⊕	- 4h ● - Pg 48 - ⊕	1
200÷250V ~ - 50 and 60 Hz - blue			
PEW 1663 SM	16A - 2P + ⊕	- 6h ● - Pg 16 - ⊕◇	10
PEW 1694 SM	16A - 3P + ⊕	- 9h ● - Pg 16 - ⊕	10
PEW 1695 SM	16A - 3P + N + ⊕	- 9h ● - Pg 21 - ⊕	10
PEW 3263 SM	32A - 2P + ⊕	- 6h ● - Pg 21 - ⊕◇	10
PEW 3294 SM	32A - 3P + ⊕	- 9h ● - Pg 21 - ⊕	10
PEW 3295 SM	32A - 3P + N + ⊕	- 9h ● - Pg 21 - ⊕	10
PEW 6363 SM	63A - 2P + ⊕	- 6h ● - Pg 29 - ⊕◇	1
PEW 6394 SM	63A - 3P + ⊕	- 9h ● - Pg 29 - ⊕	1
PEW 6395 SM	63A - 3P + N + ⊕	- 9h ● - Pg 29 - ⊕	1
PEW 12563 SM	125A - 2P + ⊕	- 6h ● - Pg 48 - ⊕	1
PEW 12594 SM	125A - 3P + ⊕	- 9h ● - Pg 48 - ⊕	1
PEW 12595 SM	125A - 3P + N + ⊕	- 9h ● - Pg 48 - ⊕	1
380÷415V ~ - 50 and 60 Hz - red			
PEW 1693 SM	16A - 2P + ⊕	- 9h ● - Pg 16 - ⊕	10
PEW 1664 SM	16A - 3P + ⊕	- 6h ● - Pg 16 - ⊕◇	10
PEW 1665 SM	16A - 3P + N + ⊕	- 6h ● - Pg 21 - ⊕◇	10
PEW 3293 SM	32A - 2P + ⊕	- 9h ● - Pg 21 - ⊕	10
PEW 3264 SM	32A - 3P + ⊕	- 6h ● - Pg 21 - ⊕◇	10
PEW 3265 SM	32A - 3P + N + ⊕	- 6h ● - Pg 21 - ⊕◇	10
PEW 6393 SM	63A - 2P + ⊕	- 9h ● - Pg 29 - ⊕	1
PEW 6364 SM	63A - 3P + ⊕	- 6h ● - Pg 29 - ⊕◇	1
PEW 6365 SM	63A - 3P + N + ⊕	- 6h ● - Pg 29 - ⊕◇	1
PEW 12564 SM	125A - 3P + ⊕	- 6h ● - Pg 48 - ⊕◇	1
PEW 12565 SM	125A - 3P + N + ⊕	- 6h ● - Pg 48 - ⊕◇	1
480÷500V ~ - 50 and 60 Hz - black			
PEW 1674 SM	16A - 3P + ⊕	- 7h ● - Pg 16 - ⊕	10
PEW 1675 SM	16A - 3P + N + ⊕	- 7h ● - Pg 21 - ⊕	10
PEW 3274 SM	32A - 3P + ⊕	- 7h ● - Pg 21 - ⊕	10
PEW 3275 SM	32A - 3P + N + ⊕	- 7h ● - Pg 21 - ⊕	10
PEW 6374 SM	63A - 3P + ⊕	- 7h ● - Pg 29 - ⊕	1
PEW 6375 SM	63A - 3P + N + ⊕	- 7h ● - Pg 29 - ⊕	1
PEW 12574 SM	125A - 3P + ⊕	- 7h ● - Pg 48 - ⊕	1
PEW 12575 SM	125A - 3P + N + ⊕	- 7h ● - Pg 48 - ⊕	1



63A



125A

◇ The articles with hour position 6h refer to the rated voltage (2P+⊕/220÷250V ~ - 3P+⊕ and 3P+N+⊕/380÷415V ~) 16A and 32A versions with nickel-plated contacts can be supplied on request
Other executions not listed but within the norm can be supplied on request
Loose protective cover (accessory for plugs): page 23



pluso

plugs and socket-outlets
for industrial purposes
low voltage

- in compliance with European standards EN 60309-1 and -2
- body, insert and locking ring in insulating thermoplastic self-extinguishing material
- flange with anti-aging gasket
- splashproof types: plug mouth colour coded according to the operating voltage
- watertight types: locking ring with gasket
- 63A, 125A: with pilot contact
- 63A, 125A: with nickel-plated contacts
- with Italian Quality Mark

picture ILME part No. description packaging



16A - 32A

flush-mounting plugs - splashproof IP44 (EN 60529)

100÷130V ~ - 50 and 60 Hz - yellow			
PE 1643 SI	16A - 2P + ⊕	- 4h ● - flange 65x82 mm- ⊕	10
PE 1644 SI	16A - 3P + ⊕	- 4h ● - flange 65x82 mm- ⊕	10
PE 1645 SI	16A - 3P + N + ⊕	- 4h ● - flange 90x100 mm- ⊕	10
PE 3243 SI	32A - 2P + ⊕	- 4h ● - flange 90x100 mm- ⊕	10
PE 3244 SI	32A - 3P + ⊕	- 4h ● - flange 90x100 mm- ⊕	10
PE 3245 SI	32A - 3P + N + ⊕	- 4h ● - flange 90x100 mm- ⊕	10
200÷250V ~ - 50 and 60 Hz - blue			
PE 1663 SI	16A - 2P + ⊕	- 6h ● - flange 65x82 mm- ⊕◇	10
PE 1694 SI	16A - 3P + ⊕	- 9h ● - flange 65x82 mm- ⊕	10
PE 1695 SI	16A - 3P + N + ⊕	- 9h ● - flange 90x100 mm- ⊕	10
PE 3263 SI	32A - 2P + ⊕	- 6h ● - flange 90x100 mm- ⊕◇	10
PE 3294 SI	32A - 3P + ⊕	- 9h ● - flange 90x100 mm- ⊕	10
PE 3295 SI	32A - 3P + N + ⊕	- 9h ● - flange 90x100 mm- ⊕	10
380÷415V ~ - 50 and 60 Hz - red			
PE 1693 SI	16A - 2P + ⊕	- 9h ● - flange 65x82 mm- ⊕	10
PE 1664 SI	16A - 3P + ⊕	- 6h ● - flange 65x82 mm- ⊕◇	10
PE 1665 SI	16A - 3P + N + ⊕	- 6h ● - flange 90x100 mm- ⊕◇	10
PE 3293 SI	32A - 2P + ⊕	- 9h ● - flange 90x100 mm- ⊕	10
PE 3264 SI	32A - 3P + ⊕	- 6h ● - flange 90x100 mm- ⊕◇	10
PE 3265 SI	32A - 3P + N + ⊕	- 6h ● - flange 90x100 mm- ⊕◇	10
480÷500V ~ - 50 and 60 Hz - black			
PE 1674 SI	16A - 3P + ⊕	- 7h ● - flange 65x82 mm- ⊕	10
PE 1675 SI	16A - 3P + N + ⊕	- 7h ● - flange 90x100 mm- ⊕	10
PE 3274 SI	32A - 3P + ⊕	- 7h ● - flange 90x100 mm- ⊕	10
PE 3275 SI	32A - 3P + N + ⊕	- 7h ● - flange 90x100 mm- ⊕	10

flush-mounting plugs - watertight IP67 (EN 60529)

100÷130V ~ - 50 and 60 Hz - yellow			
PEW 1643 SI	16A - 2P + ⊕	- 4h ● - flange 65x82 mm - ⊕	10
PEW 1644 SI	16A - 3P + ⊕	- 4h ● - flange 65x82 mm - ⊕	10
PEW 1645 SI	16A - 3P + N + ⊕	- 4h ● - flange 90x100 mm- ⊕	10
PEW 3243 SI	32A - 2P + ⊕	- 4h ● - flange 90x100 mm- ⊕	10
PEW 3244 SI	32A - 3P + ⊕	- 4h ● - flange 90x100 mm- ⊕	10
PEW 3245 SI	32A - 3P + N + ⊕	- 4h ● - flange 90x100 mm- ⊕	10
PEW 6343 SI	63A - 2P + ⊕	- 4h ● - flange 100x107 mm- ⊕	4
PEW 6344 SI	63A - 3P + ⊕	- 4h ● - flange 100x107 mm- ⊕	4
PEW 6345 SI	63A - 3P + N + ⊕	- 4h ● - flange 100x107 mm- ⊕	4
PEW 12544 SI	125A - 3P + ⊕	- 4h ● - flange 130x130 mm- ⊕	2
200÷250V ~ - 50 and 60 Hz - blue			
PEW 1663 SI	16A - 2P + ⊕	- 6h ● - flange 65x82 mm - ⊕◇	10
PEW 1694 SI	16A - 3P + ⊕	- 9h ● - flange 65x82 mm - ⊕	10
PEW 1695 SI	16A - 3P + N + ⊕	- 9h ● - flange 90x100 mm- ⊕	10
PEW 3263 SI	32A - 2P + ⊕	- 6h ● - flange 90x100 mm- ⊕◇	10
PEW 3294 SI	32A - 3P + ⊕	- 9h ● - flange 90x100 mm- ⊕	10
PEW 3295 SI	32A - 3P + N + ⊕	- 9h ● - flange 90x100 mm- ⊕	10
PEW 6363 SI	63A - 2P + ⊕	- 6h ● - flange 100x107 mm- ⊕◇	4
PEW 6394 SI	63A - 3P + ⊕	- 9h ● - flange 100x107 mm- ⊕	4
PEW 6395 SI	63A - 3P + N + ⊕	- 9h ● - flange 100x107 mm- ⊕	4
PEW 12563 SI	125A - 2P + ⊕	- 6h ● - flange 130x130 mm- ⊕◇	2
PEW 12594 SI	125A - 3P + ⊕	- 9h ● - flange 130x130 mm- ⊕	2
PEW 12595 SI	125A - 3P + N + ⊕	- 9h ● - flange 130x130 mm- ⊕	2
380÷415V ~ - 50 and 60 Hz - red			
PEW 1693 SI	16A - 2P + ⊕	- 9h ● - flange 65x82 mm - ⊕	10
PEW 1664 SI	16A - 3P + ⊕	- 6h ● - flange 65x82 mm - ⊕◇	10
PEW 1665 SI	16A - 3P + N + ⊕	- 6h ● - flange 90x100 mm- ⊕◇	10
PEW 3293 SI	32A - 2P + ⊕	- 9h ● - flange 90x100 mm- ⊕	10
PEW 3264 SI	32A - 3P + ⊕	- 6h ● - flange 90x100 mm- ⊕◇	10
PEW 3265 SI	32A - 3P + N + ⊕	- 6h ● - flange 90x100 mm- ⊕◇	10
PEW 6393 SI	63A - 2P + ⊕	- 9h ● - flange 100x107 mm- ⊕	4
PEW 6364 SI	63A - 3P + ⊕	- 6h ● - flange 100x107 mm- ⊕◇	4
PEW 6365 SI	63A - 3P + N + ⊕	- 6h ● - flange 100x107 mm- ⊕◇	4
PEW 12564 SI	125A - 3P + ⊕	- 6h ● - flange 130x130 mm- ⊕◇	2
PEW 12565 SI	125A - 3P + N + ⊕	- 6h ● - flange 130x130 mm- ⊕◇	2
480÷500V ~ - 50 and 60 Hz - black			
PEW 1674 SI	16A - 3P + ⊕	- 7h ● - flange 65x82 mm - ⊕	10
PEW 1675 SI	16A - 3P + N + ⊕	- 7h ● - flange 90x100 mm- ⊕	10
PEW 3274 SI	32A - 3P + ⊕	- 7h ● - flange 90x100 mm- ⊕	10
PEW 3275 SI	32A - 3P + N + ⊕	- 7h ● - flange 90x100 mm- ⊕	10
PEW 6374 SI	63A - 3P + ⊕	- 7h ● - flange 100x107 mm- ⊕	4
PEW 6375 SI	63A - 3P + N + ⊕	- 7h ● - flange 100x107 mm- ⊕	4
PEW 12574 SI	125A - 3P + ⊕	- 7h ● - flange 130x130 mm- ⊕	2
PEW 12575 SI	125A - 3P + N + ⊕	- 7h ● - flange 130x130 mm- ⊕	2



16A - 32A



63A



125A

◇ The articles with hour position 6h refer to the rated voltage (2P+⊕/220÷250V ~ - 3P+⊕ and 3P+N+⊕/380÷415V ~ -) 16A and 32A versions with nickel-plated contacts can be supplied on request
Other executions not listed but within the norm can be supplied on request
Loose protective cover (accessory for plugs): page 23



pluso - PB

plugs and socket-outlets
for industrial purposes
extra low voltage

- in compliance with European standards EN 60309-1 and -2
- body, insert and spring lid in insulating thermoplastic self-extinguishing material
- wall-mounting types: top entry with threaded grommet (replaceable with cable gland)
- mobile plugs and couplers types: cable anchoring collar incorporated in the insert, entry with grommet

picture

ILME
part No.

description

packaging

wall-mounting sockets - splashproof IP44 (EN 60529)



16A

PB 16002 PP	2P - ● 20:25V ~ - 50 and 60 Hz - no key way - Pg 21	10
PB 16003 PP	3P - ● 20:25V ~ - 50 and 60 Hz - no key way - Pg 21	10
PB 16122 PP	2P - ○ 40:50V ~ - 50 and 60 Hz - 12h - Pg 21	10
PB 16123 PP	3P - ○ 40:50V ~ - 50 and 60 Hz - 12h - Pg 21	10
PB 16042 PP	2P - ● 20:25V and 40:50V ~ - 100:200 Hz - 4h - Pg 21	10
PB 16043 PP	3P - ● 20:25V and 40:50V ~ - 100:200 Hz - 4h - Pg 21	10
PB 16112 PP	2P - ● 20:25V and 40:50V ~ - 400:500 Hz - 11h - Pg 21	10
PB 16113 PP	3P - ● 20:25V and 40:50V ~ - 400:500 Hz - 11h - Pg 21	10
PB 16102 PP	2P - ○ 20:25V and 40:50V ~ - 10h - Pg 21	10

32A

PB 32002 PP	2P - ● 20:25V ~ - 50 and 60 Hz - no key way - Pg 21	10
PB 32003 PP	3P - ● 20:25V ~ - 50 and 60 Hz - no key way - Pg 21	10
PB 32122 PP	2P - ○ 40:50V ~ - 50 and 60 Hz - 12h - Pg 21	10
PB 32123 PP	3P - ○ 40:50V ~ - 50 and 60 Hz - 12h - Pg 21	10
PB 32042 PP	2P - ● 20:25V and 40:50V ~ - 100:200 Hz - 4h - Pg 21	10
PB 32043 PP	3P - ● 20:25V and 40:50V ~ - 100:200 Hz - 4h - Pg 21	10
PB 32112 PP	2P - ● 20:25V and 40:50V ~ - 400:500 Hz - 11h - Pg 21	10
PB 32113 PP	3P - ● 20:25V and 40:50V ~ - 400:500 Hz - 11h - Pg 21	10
PB 32102 PP	2P - ○ 20:25V and 40:50V ~ - 10h - Pg 21	10

plugs - splashproof IP44 (EN 60529)



16A

PB 16002 SV	2P - ● 20:25V ~ - 50 and 60 Hz - no key way	20
PB 16003 SV	3P - ● 20:25V ~ - 50 and 60 Hz - no key way	10
PB 16122 SV	2P - ○ 40:50V ~ - 50 and 60 Hz - 12h	10
PB 16123 SV	3P - ○ 40:50V ~ - 50 and 60 Hz - 12h	10
PB 16042 SV	2P - ● 20:25V and 40:50V ~ - 100:200 Hz - 4h	10
PB 16043 SV	3P - ● 20:25V and 40:50V ~ - 100:200 Hz - 4h	10
PB 16112 SV	2P - ● 20:25V and 40:50V ~ - 400:500 Hz - 11h	10
PB 16113 SV	3P - ● 20:25V and 40:50V ~ - 400:500 Hz - 11h	10
PB 16102 SV	2P - ○ 20:25V and 40:50V ~ - 10h	10

32A

PB 32002 SV	2P - ● 20:25V ~ - 50 and 60 Hz - no key way	10
PB 32003 SV	3P - ● 20:25V ~ - 50 and 60 Hz - no key way	10
PB 32122 SV	2P - ○ 40:50V ~ - 50 and 60 Hz - 12h	10
PB 32123 SV	3P - ● 40:50V ~ - 50 and 60 Hz - 12h	10
PB 32042 SV	2P - ● 20:25V and 40:50V ~ - 100:200 Hz - 4h	10
PB 32043 SV	3P - ● 20:25V and 40:50V ~ - 100:200 Hz - 4h	10
PB 32112 SV	2P - ● 20:25V and 40:50V ~ - 400:500 Hz - 11h	10
PB 32113 SV	3P - ○ 20:25V and 40:50V ~ - 400:500 Hz - 11h	10
PB 32102 SV	2P - ○ 20:25V and 40:50V ~ - 10h	10

couplers - splashproof IP44 (EN 60529)



16A

PB 16002 PV	2P - ● 20:25V ~ - 50 and 60 Hz - no key way	10
PB 16003 PV	3P - ● 20:25V ~ - 50 and 60 Hz - no key way	10
PB 16122 PV	2P - ○ 40:50V ~ - 50 and 60 Hz - 12h	10
PB 16123 PV	3P - ○ 40:50V ~ - 50 and 60 Hz - 12h	10
PB 16042 PV	2P - ● 20:25V and 40:50V ~ - 100:200 Hz - 4h	10
PB 16043 PV	3P - ● 20:25V and 40:50V ~ - 100:200 Hz - 4h	10
PB 16112 PV	2P - ● 20:25V and 40:50V ~ - 400:500 Hz - 11h	10
PB 16113 PV	3P - ● 20:25V and 40:50V ~ - 400:500 Hz - 11h	1
PB 16102 PV	2P - ○ 20:25V and 40:50V ~ - 10h	10

32A

PB 32002 PV	2P - ● 20:25V ~ - 50 and 60 Hz - no key way	10
PB 32003 PV	3P - ● 20:25V ~ - 50 and 60 Hz - no key way	10
PB 32122 PV	2P - ○ 40:50V ~ - 50 and 60 Hz - 12h	10
PB 32123 PV	3P - ○ 40:50V ~ - 50 and 60 Hz - 12h	10
PB 32042 PV	2P - ● 20:25V and 40:50V ~ - 100:200 Hz - 4h	10
PB 32043 PV	3P - ● 20:25V and 40:50V ~ - 100:200 Hz - 4h	10
PB 32112 PV	2P - ● 20:25V and 40:50V ~ - 400:500 Hz - 11h	10
PB 32113 PV	3P - ● 20:25V and 40:50V ~ - 400:500 Hz - 11h	1
PB 32102 PV	2P - ○ 20:25V and 40:50V ~ - 10h	10

16A and 32A versions with nickel-plated contacts can be supplied on request



pluso - PB

plugs and socket-outlets
for industrial purposes
extra low voltage

- in compliance with European standards EN 60309-1 and -2
- enclosure, insert and spring lid in insulating thermoplastic self-extinguishing material
- flush-mounting types: flange with anti-aging gasket
- wall-mounting types: top entry with threaded grommet (replaceable with cable gland)

picture ILME part No. description packaging

flush-mounting sockets - splashproof IP44 (EN 60529)



16A - flange 55x55 mm		
PB 16002 PI	2P - ● 20÷25V ~ - 50 and 60 Hz - no key way	10
PB 16003 PI	3P - ● 20÷25V ~ - 50 and 60 Hz - no key way	10
PB 16122 PI	2P - ○ 40÷50V ~ - 50 and 60 Hz - 12h	10
PB 16123 PI	3P - ○ 40÷50V ~ - 50 and 60 Hz - 12h	10
PB 16042 PI	2P - ● 20÷25V and 40÷50V ~ - 100÷200 Hz - 4h	10
PB 16043 PI	3P - ● 20÷25V and 40÷50V ~ - 100÷200 Hz - 4h	10
PB 16112 PI	2P - ● 20÷25V and 40÷50V ~ - 400÷500 Hz - 11h	10
PB 16113 PI	3P - ● 20÷25V and 40÷50V ~ - 400÷500 Hz - 11h	10
PB 16102 PI	2P - ○ 20÷25V and 40÷50V ~ - 10h - Pg 21	10
32A - flange 55x55 mm		
PB 32002 PI	2P - ● 20÷25V ~ - 50 and 60 Hz - no key way	10
PB 32003 PI	3P - ● 20÷25V ~ - 50 and 60 Hz - no key way	10
PB 32122 PI	2P - ○ 40÷50V ~ - 50 and 60 Hz - 12h	10
PB 32123 PI	3P - ○ 40÷50V ~ - 50 and 60 Hz - 12h	10
PB 32042 PI	2P - ● 20÷25V and 40÷50V ~ - 100÷200 Hz - 4h	10
PB 32043 PI	3P - ● 20÷25V and 40÷50V ~ - 100÷200 Hz - 4h	10
PB 32112 PI	2P - ● 20÷25V and 40÷50V ~ - 400÷500 Hz - 11h	10
PB 32113 PI	3P - ● 20÷25V and 40÷50V ~ - 400÷500 Hz - 11h	10
PB 32102 PI	2P - ○ 20÷25V and 40÷50V ~ - 10h	10

wall-mounting plugs - splashproof IP44 (EN 60529)



16A		
PB 16002 SM	2P - ● 20÷25V ~ - 50 and 60 Hz - no key way - Pg 21	10
PB 16003 SM	3P - ● 20÷25V ~ - 50 and 60 Hz - no key way - Pg 21	10
PB 16122 SM	2P - ○ 40÷50V ~ - 50 and 60 Hz - 12h - Pg 21	10
PB 16123 SM	3P - ○ 40÷50V ~ - 50 and 60 Hz - 12h - Pg 21	10
PB 16042 SM	2P - ● 20÷25V and 40÷50V ~ - 100÷200 Hz - 4h - Pg 21	10
PB 16043 SM	3P - ● 20÷25V and 40÷50V ~ - 100÷200 Hz - 4h - Pg 21	10
PB 16112 SM	2P - ● 20÷25V and 40÷50V ~ - 400÷500 Hz - 11h - Pg 21	10
PB 16113 SM	3P - ● 20÷25V and 40÷50V ~ - 400÷500 Hz - 11h - Pg 21	10
PB 16102 SM	2P - ○ 20÷25V and 40÷50V ~ - 10h - Pg 21	10
32A		
PB 32002 SM	2P - ● 20÷25V ~ - 50 and 60 Hz - no key way - Pg 21	10
PB 32003 SM	3P - ● 20÷25V ~ - 50 and 60 Hz - no key way - Pg 21	10
PB 32122 SM	2P - ○ 40÷50V ~ - 50 and 60 Hz - 12h - Pg 21	10
PB 32123 SM	3P - ○ 40÷50V ~ - 50 and 60 Hz - 12h - Pg 21	10
PB 32042 SM	2P - ● 20÷25V and 40÷50V ~ - 100÷200 Hz - 4h - Pg 21	10
PB 32043 SM	3P - ● 20÷25V and 40÷50V ~ - 100÷200 Hz - 4h - Pg 21	10
PB 32112 SM	2P - ● 20÷25V and 40÷50V ~ - 400÷500 Hz - 11h - Pg 21	10
PB 32113 SM	3P - ● 20÷25V and 40÷50V ~ - 400÷500 Hz - 11h - Pg 21	10
PB 32102 SM	2P - ○ 20÷25V and 40÷50V ~ - 10h - Pg 21	10

16A and 32A versions with nickel-plated contacts can be supplied on request

NEW



flush-mounting sockets - splashproof IP44 (EN 60529) switching microswitch on plug insertion

16A - flange 55x55 mm		
PB 16002 PT	2P - ● 20÷25V ~ - 50 and 60 Hz - no key way	10
32A - flange 55x55 mm		
PB 32122 PT	2P - ○ 40÷50V ~ - 50 and 60 Hz - 12h	1



pluso - SIP

plugs
for industrial purposes
low voltage

- in compliance with European standards EN 60309-1 and -2
- enclosure and insert in insulating thermoplastic self-extinguishing material
- nickel plated contacts on request
- incorporated device for phase inversion that can be regulated using a simple screwdriver
- with Italian Quality Mark

picture	ILME part No.	description	packaging
---------	---------------	-------------	-----------



NEW

16A-32A

plugs with phase inverters
splashproof IP44 (EN 60529)

200/346 ÷ 240/415V ~ - 50 and 60 Hz - red

SIP 1665 SV	16A - 3P+N+⊕ - 6h ● - entry with cable gland - ⊕	10
SIP 3265 SV	32A - 3P+N+⊕ - 6h ● - entry with cable gland - ⊕	10



16A-32A

wall-mounting plugs with phase inverters
splashproof IP44 (EN 60529)

200/346 ÷ 240/415V ~ - 50 and 60 Hz - red

SIP 1665 SM	16A - 3P+N+⊕ - 6h ● - Pg 16 - entry with grommet - ⊕	10
SIP 3265 SM	32A - 3P+N+⊕ - 6h ● - Pg 21 - entry with grommet - ⊕	10



16A-32A

flush-mounting plugs with phase inverters
splashproof IP44 (EN 60529)

200/346 ÷ 240/415V ~ - 50 and 60 Hz - red

SIP 1665 SI	16A - 3P+N+⊕ - 6h ● - ⊕	10
SIP 3265 SI	32A - 3P+N+⊕ - 6h ● - ⊕	10



NEW

16A-32A

plugs with phase inverters
watertight IP67 (EN 60529)

200/346 ÷ 240/415V ~ - 50 and 60 Hz - red

SIPW 1665 SV	16A - 3P+N+⊕ - 6h ● - Pg 21 - entry with cable gland - ⊕	10
SIPW 3265 SV	32A - 3P+N+⊕ - 6h ● - Pg 21 - entry with cable gland - ⊕	10



16A-32A

wall-mounting plugs with phase inverters
watertight IP67 (EN 60529)

200/346 ÷ 240/415V ~ - 50 and 60 Hz - red

SIPW 1665 SM	16A - 3P+N+⊕ - 6h ● - Pg 21 - entry with cable gland - ⊕	10
SIPW 3265 SM	32A - 3P+N+⊕ - 6h ● - Pg 21 - entry with cable gland - ⊕	10



16A-32A

flush-mounting plugs with phase inverters
watertight IP67 (EN 60529))

200/346 ÷ 240/415V ~ - 50 and 60 Hz - red

SIPW 1665 SI	16A - 3P+N+⊕ - 6h ● - ⊕	10
SIPW 3265 SI	32A - 3P+N+⊕ - 6h ● - ⊕	10

Loose protective cover (accessory for plugs): page 23



SIP plugs incorporate a mechanical device that exchanges the position of the pins of phases L2 and L3 (phase inverter); this enables the phase cycles to be adapted to the required direction of rotation of three-phase motors.
The device can be regulated on the contact side using a screwdriver without having to disassemble the plug

INDUSTRIAL SOCKET OUTLETS

Best quality-price balance

IB6/FC Series



- IP66 degree of protection
- mechanical resistance: IK 10
- insulating enclosure
- 16A, 32A, 63A models
- installation: single wall mount or with FC series
- cable entry: top or rear
- bottom plug entry
- versions: without fuses; with fuses; with transformer

page 32

Extremely robust

TM Series



- IP66/IP67 degree of protection
- mechanical resistance: IK 10
- insulating enclosure, robust construction
- 16A, 32A, 63A models
- installation: wall / flush mount
- cable entry: top, bottom or rear
- bottom plug entry
- versions: without fuses; with fuses; with transformer

page 47

SQV/FM Series



- IP44/IP55 degree of protection
- mechanical resistance: 6 J
- insulating enclosure
- 16A, 32A models
- installation: wall / flush mount
- cable entry: top or rear
- plug entry 15° angled
- versions: without fuses; with fuses; with transformer

page 73

TM Ex Series



- IP66/IP67 degree of protection
- mechanical resistance: IK 10
- insulating enclosure, robust construction
- 16A, 32A, 63A models
- installation: wall mount
- cable entry: top or rear
- bottom plug entry
- versions: without fuses; with fuses

page 64

FM PI/PQ Series



- IP44 and IP55 degree of protection
- mechanical resistance: 6 J
- insulating enclosure
- 16A, 32A, Schuko®
- modular

page 77

TM PI Series



- IP44 and IP66/IP67 degree of protection
- mechanical resistance: IK 10
- insulating enclosure, robust construction
- 16A, 32A models
- installation: wall / flush mount
- cable entry: top, bottom or rear
- plug entry 15° angled
- versions: standard PLUSO plugs

page 59

PB5 Series, die-cast aluminium alloy



- IP55 degree of protection
- mechanical resistance: IK 10
- die-cast aluminium alloy enclosure
- 16A, 32A, 63A, 125A models
- installation: wall mount
- cable entry: top or rear
- bottom plug entry
- versions: without fuses; with fuses; with transformer

page 39

BK Series



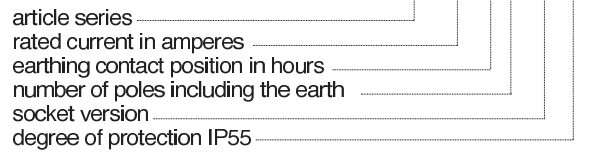
- IP66/IP67 degree of protection
- mechanical resistance: IK 10
- UL 94 V0 insulating enclosure
- 16A, 32A, 63A models
- installation: wall / flush mount
- cable entry: top, bottom or rear
- plug entry: front
- versions: without fuses; with fuses; with transformer

page 91



PB - PK - KI
interlocked switched
socket-outlets types

Composition of the part No.: e.g.
(low voltage)



sockets
with transformer



interlocked
switched
socket-outlets



NEW



NEW



KI...RI5



PK...EB



PK...PB5

PK...LL



sockets with
electric interlock

interlocked
switched
socket-outlets



FC interlocked switched socket-outlets types and accessories for set mounting

Complementary part of FC series

- ① = FC 1453 TB (page 41)
- ② = FC 1141 TB (page 41)
- ③ = FC TXT (page 41)
- ④ = FC 1114 DB/DB5 (page 43)
- ⑤ = FC 1414 DB/DB5 (page 43)
- ⑥ = FC 1114 GB5 (page 43)
- ⑦ = FC 1414 GB5 (page 43)
- ⑧ = FC 2214 DB5 (page 43)
- ⑨ = FC 2514 DB5 (page 43)
- ⑩ = FC 2814 DB5 (page 43)
- ⑪ = FC 2214 GB5 (page 43)
- ⑫ = FC 2514 GB5 (page 43)
- ⑬ = FC 2814 GB5 (page 43)
- ⑭ = FC 2241 DT (page 41)
- ⑮ = FC 2545 DT (page 41)
- ⑯ = FC 2853 DT (page 41)
- ⑰ = FC 2525 MU (page 87)
- ⑱ = FC 2542 RA (page 86)
- ⑲ = FC 2542 RAT (page 86)
- ⑳ = FC 2957 DT (page 35)
- ㉑ = FC 2957 DC (page 35)



Legend

The above overview shows the possible combinations of socket-outlets, supports and boxes to make up distribution boards. The coloured point above the socket-outlets indicates their format and the arrows (of the same colour) indicate the mounting possibilities.

- A** = socket-outlets with fixing base dimensions 166 x 88 mm
- B** = socket-outlets with fixing base dimensions 228 x 114 mm
- C** = socket-outlets with fixing base dimensions 343 x 143 mm



EB6
socket-outlets
for industrial purposes
low voltage

- in compliance with standards EN 60309-1, -2 and -4
- enclosures and inserts in insulating thermoplastic self-extinguishing material colour grey RAL 7035
- M25 threaded cable entry (16A/32A), M40 (63A)
- with bayonet lid

- double mechanical interlock that prevents: turning the switch to the "ON" position when the plug is not inserted and withdrawing the plug when the switch is at the "ON" position
- 63A: with pilot contact
- mechanical resistance to impacts: 20 J (IK 10 in compliance with EN 62262)
- with Italian Quality Mark

picture

ILME part No.

description

packaging

low voltage
interlocked switched socket-outlets without fuse carrier
insulating enclosure - IP66 (CEI EN 60529)

NEW



16A ○

NEW



32A ○

NEW



63A ●

100÷130V ~ - 50 and 60 Hz - yellow			
KI 1643 EB6	16A - 2P + ⊕	- 4h ● - M25 - ⊕	1
KI 1644 EB6	16A - 3P + ⊕	- 4h ● - M25 - ⊕	1
KI 1645 EB6	16A - 3P + N + ⊕	- 4h ● - M25 - ⊕	1
KI 3243 EB6	32A - 2P + ⊕	- 4h ● - M25 - ⊕	1
KI 3244 EB6	32A - 3P + ⊕	- 4h ● - M25 - ⊕	1
KI 3245 EB6	32A - 3P + N + ⊕	- 4h ● - M25 - ⊕	1
KI 6343 EB6	63A - 2P + ⊕	- 4h ● - M40 - ⊕	1
KI 6344 EB6	63A - 3P + ⊕	- 4h ● - M40 - ⊕	1
KI 6345 EB6	63A - 3P + N + ⊕	- 4h ● - M40 - ⊕	1
200÷250V ~ - 50 and 60 Hz - blue			
KI 1663 EB6	16A - 2P + ⊕	- 6h ● - M25 - ⊕◇	1
KI 1694 EB6	16A - 3P + ⊕	- 9h ● - M25 - ⊕	1
KI 1695 EB6	16A - 3P + N + ⊕	- 9h ● - M25 - ⊕	1
KI 3263 EB6	32A - 2P + ⊕	- 6h ● - M25 - ⊕◇	1
KI 3294 EB6	32A - 3P + ⊕	- 9h ● - M25 - ⊕	1
KI 3295 EB6	32A - 3P + N + ⊕	- 9h ● - M25 - ⊕	1
KI 6363 EB6	63A - 2P + ⊕	- 6h ● - M40 - ⊕◇	1
KI 6394 EB6	63A - 3P + ⊕	- 9h ● - M40 - ⊕	1
KI 6395 EB6	63A - 3P + N + ⊕	- 9h ● - M40 - ⊕	1
380÷415V ~ - 50 and 60 Hz - red			
KI 1693 EB6	16A - 2P + ⊕	- 9h ● - M25 - ⊕	1
KI 1664 EB6	16A - 3P + ⊕	- 6h ● - M25 - ⊕◇	1
KI 1665 EB6	16A - 3P + N + ⊕	- 6h ● - M25 - ⊕◇	1
KI 3293 EB6	32A - 2P + ⊕	- 9h ● - M25 - ⊕	1
KI 3264 EB6	32A - 3P + ⊕	- 6h ● - M25 - ⊕◇	1
KI 3265 EB6	32A - 3P + N + ⊕	- 6h ● - M25 - ⊕◇	1
KI 6393 EB6	63A - 2P + ⊕	- 9h ● - M40 - ⊕	1
KI 6364 EB6	63A - 3P + ⊕	- 6h ● - M40 - ⊕◇	1
KI 6365 EB6	63A - 3P + N + ⊕	- 6h ● - M40 - ⊕◇	1
480÷500V ~ - 50 and 60 Hz - black			
KI 1674 EB6	16A - 3P + ⊕	- 7h ● - M25 - ⊕	1
KI 1675 EB6	16A - 3P + N + ⊕	- 7h ● - M25 - ⊕	1
KI 3274 EB6	32A - 3P + ⊕	- 7h ● - M25 - ⊕	1
KI 3275 EB6	32A - 3P + N + ⊕	- 7h ● - M25 - ⊕	1
KI 6374 EB6	63A - 3P + ⊕	- 7h ● - M40 - ⊕	1
KI 6375 EB6	63A - 3P + N + ⊕	- 7h ● - M40 - ⊕	1

◇ The articles with hour position 6h refer to the rated voltage (2P+⊕/220÷250V ~ - 3P+⊕ and 3P+N+⊕/380÷415V ~)

spare switches


for KI...EB6 socket-outlets

PKR 432	4 x 32A - for 16A/32A socket-outlets - 3/4/5 poles	1
PKR 480 KI6	4 x 80A - for 63A socket-outlets - 3/4/5 poles	1



Accessories for box systems

FC 2542 RAT FC 2542 RA FC 2525 MU



(page 86-87)

Accessories


KI MICRO KI SCREW KI BLC



(page 35)

Assembled modular bases

FC 2241 DT * FC 2545 DT (page 41) FC 2853 DT ** (page 41)




*for 16A-32A

**

** for 63A

DT - Assembled modular bases

FC 2957 DTS FC 2957 DTM FC 2957 DTL



(page 35)

16A/32A 63A

DC - Assembled modular bases

FC 2957 DCS FC 2957 DCM FC 2957 DCL




(page 35)

16A/32A 63A

Accessories for socket-outlet combinations

back plates (page 41) with 1 back plate (page 43) with 2 back plates (page 43)





IB6
socket-outlets
for industrial purposes
low voltage

- in compliance with standards EN 60309-1, -2 and -4
- enclosures and inserts in insulating thermoplastic self-extinguishing material colour grey RAL 7035
- M25 threaded cable entry (16A/32A), M40 (63A)
- with bayonet lid

- double mechanical interlock that prevents: turning the switch to the "ON" position when the plug is not inserted and withdrawing the plug when the switch is at the "ON" position
- 63A: with pilot contact
- mechanical resistance to impacts: 20 J (IK 10 in compliance with EN 62262)
- with Italian Quality Mark

picture ILME description packaging
part No.

interlocked switched socket-outlets with sectionable fuse carrier
insulating enclosure - IP66 (CEI EN 60529)

fuses not provided - padlockable switch

100÷130V ~ - 50 and 60 Hz - yellow

KI 1643 IB6	16A - 2P + ⊕ - 4h ● - fuse carrier 10 x 38 - M25 - ⊕	1
KI 1644 IB6	16A - 3P + ⊕ - 4h ● - fuse carrier 10 x 38 - M25 - ⊕	1
KI 1645 IB6	16A - 3P + N + ⊕ - 4h ● - fuse carrier 10 x 38 - M25 - ⊕	1
KI 3243 IB6	32A - 2P + ⊕ - 4h ● - fuse carrier 10 x 38 - M25 - ⊕	1
KI 3244 IB6	32A - 3P + ⊕ - 4h ● - fuse carrier 10 x 38 - M25 - ⊕	1
KI 3245 IB6	32A - 3P + N + ⊕ - 4h ● - fuse carrier 10 x 38 - M25 - ⊕	1
KI 6343 IB6	63A - 2P + ⊕ - 4h ● - fuse carrier 22 x 58 - M40 - ⊕	1
KI 6344 IB6	63A - 3P + ⊕ - 4h ● - fuse carrier 22 x 58 - M40 - ⊕	1
KI 6345 IB6	63A - 3P + N + ⊕ - 4h ● - fuse carrier 22 x 58 - M40 - ⊕	1

200÷250V ~ - 50 and 60 Hz - blue

KI 1663 IB6	16A - 2P + ⊕ - 6h ● - fuse carrier 10 x 38 - M25 - ⊕ ◇	15
KI 1694 IB6	16A - 3P + ⊕ - 9h ● - fuse carrier 10 x 38 - M25 - ⊕	1
KI 1695 IB6	16A - 3P + N + ⊕ - 9h ● - fuse carrier 10 x 38 - M25 - ⊕	1
KI 3263 IB6	32A - 2P + ⊕ - 6h ● - fuse carrier 10 x 38 - M25 - ⊕ ◇	8
KI 3294 IB6	32A - 3P + ⊕ - 9h ● - fuse carrier 10 x 38 - M25 - ⊕	1
KI 3295 IB6	32A - 3P + N + ⊕ - 9h ● - fuse carrier 10 x 38 - M25 - ⊕	1
KI 6363 IB6	63A - 2P + ⊕ - 6h ● - fuse carrier 22 x 58 - M40 - ⊕ ◇	1
KI 6394 IB6	63A - 3P + ⊕ - 9h ● - fuse carrier 22 x 58 - M40 - ⊕	1
KI 6395 IB6	63A - 3P + N + ⊕ - 9h ● - fuse carrier 22 x 58 - M40 - ⊕	1

380÷415V ~ - 50 and 60 Hz - red

KI 1693 IB6	16A - 2P + ⊕ - 9h ● - fuse carrier 10 x 38 - M25 - ⊕	1
KI 1664 IB6	16A - 3P + ⊕ - 6h ● - fuse carrier 10 x 38 - M25 - ⊕ ◇	15
KI 1665 IB6	16A - 3P + N + ⊕ - 6h ● - fuse carrier 10 x 38 - M25 - ⊕ ◇	15
KI 3293 IB6	32A - 2P + ⊕ - 9h ● - fuse carrier 10 x 38 - M25 - ⊕	1
KI 3264 IB6	32A - 3P + ⊕ - 6h ● - fuse carrier 10 x 38 - M25 - ⊕ ◇	8
KI 3265 IB6	32A - 3P + N + ⊕ - 6h ● - fuse carrier 10 x 38 - M25 - ⊕ ◇	8
KI 6393 IB6	63A - 2P + ⊕ - 9h ● - fuse carrier 22 x 58 - M40 - ⊕	1
KI 6364 IB6	63A - 3P + ⊕ - 6h ● - fuse carrier 22 x 58 - M40 - ⊕ ◇	1
KI 6365 IB6	63A - 3P + N + ⊕ - 6h ● - fuse carrier 22 x 58 - M40 - ⊕ ◇	1

480÷500V ~ - 50 and 60 Hz - black

KI 1674 IB6	16A - 3P + ⊕ - 7h ● - fuse carrier 10 x 38 - M25 - ⊕	1
KI 1675 IB6	16A - 3P + N + ⊕ - 7h ● - fuse carrier 10 x 38 - M25 - ⊕	1
KI 3274 IB6	32A - 3P + ⊕ - 7h ● - fuse carrier 10 x 38 - M25 - ⊕	1
KI 3275 IB6	32A - 3P + N + ⊕ - 7h ● - fuse carrier 10 x 38 - M25 - ⊕	1
KI 6374 IB6	63A - 3P + ⊕ - 7h ● - fuse carrier 22 x 58 - M40 - ⊕	1
KI 6375 IB6	63A - 3P + N + ⊕ - 7h ● - fuse carrier 22 x 58 - M40 - ⊕	1

◇ The articles with hour position 6h refer to the rated voltage (2P+⊕/220÷250V ~ - 3P+⊕ and 3P+N+⊕/380÷415V ~)



16A ○



32A ○



63A ●

NEW

NEW

NEW



16A - 32A



63A

spare switches

for KI...IB6 socket-outlets

PKR 432 ZF	4 x 32A - for 16A/32A socket-outlets - 3/4/5 poles (with fuse carrier)	1
-------------------	--	---

PKR 480 KI6	4 x 80A - for 63A socket-outlets - 3/4/5 poles (without fuse carrier)	1
--------------------	---	---



IB6L
socket-outlets
for industrial purposes
low voltage

- in compliance with standards EN 60309-1, -2 and -4
- enclosures and inserts in insulating thermoplastic self-extinguishing material colour grey RAL 7035
- M25 threaded cable entry (16A/32A), M40 (63A)
- with bayonet lid

- double mechanical interlock that prevents: turning the switch to the "ON" position when the plug is not inserted and withdrawing the plug when the switch is at the "ON" position
- 63A: with pilot contact
- mechanical resistance to impacts: 20 J (IK 10 in compliance with EN 62262)

picture

ILME
part No.

description

packaging



NEW



16A - 32A

interlocked switched socket-outlets with sectionable fuse carrier, with LEDs^(*)
insulating enclosure - IP66 (CEI EN 60529) protection of degree

fuses not provided - padlockable switch

200÷250V ~ - 50 and 60 Hz - blue			
KI 1663 IB6L	16A - 2P + ⊕	- 6h ● - fuse carrier 10 x 38 - M25 ◇	15
KI 3263 IB6L	32A - 2P + ⊕	- 6h ● - fuse carrier 10 x 38 - M25 ◇	8
380÷415V ~ - 50 and 60 Hz - red			
KI 1664 IB6L	16A - 3P + ⊕	- 6h ● - fuse carrier 10 x 38 - M25 ◇	15
KI 1665 IB6L	16A - 3P + N + ⊕	- 6h ● - fuse carrier 10 x 38 - M25 ◇	15
KI 3264 IB6L	32A - 3P + ⊕	- 6h ● - fuse carrier 10 x 38 - M25 ◇	8
KI 3265 IB6L	32A - 3P + N + ⊕	- 6h ● - fuse carrier 10 x 38 - M25 ◇	8

◇ for fuses maintenance

◇ The articles with hour position 6h refer to the rated voltage (2P+⊕/220÷250V ~ - 3P+⊕ and 3P+N+⊕/380÷415V ~)



16A - 32A

spare switches

for KI...IB6L socket-outlets

PKR 432 ZF	4 x 32A - for 16A/32A socket-outlets - 3/4/5 poles (with fuse carrier)	1
-------------------	--	---

Accessories for box systems

FC 2542 RAT FC 2542 RA FC 2525 MU



(page 86-87)

Accessories


KI MICRO KI SCREW KI BLC



(page 35)

Assembled modular bases

FC 2241 DT * (page 41) FC 2545 DT (page 41) FC 2853 DT ** (page 41)



*for 16A-32A

**

** for 63A

DT - Assembled modular bases

FC 2957 DTS FC 2957 DTM FC 2957 DTL



(page 35) ↗ 16A/32A ↘ 63A

DC - Assembled modular bases


FC 2957 DCS FC 2957 DCM FC 2957 DCL



(page 35) ↗ 16A/32A ↘ 63A

Accessories for socket-outlet combinations

back plates (page 41) with 1 back plate (page 43) with 2 back plates





FC
accessories
for socket-outlet
combinations

picture	ILME part No.	description	packaging
---------	---------------	-------------	-----------

NEW



accessories for the assembly of interlocked switched socket outlets with insulating enclosure

assembled modular bases for modular assembly

FC 2957 DTS	for socket-outlets (N. 2 IB6/EB6 16A-32A)	1
FC 2957 DTM	for socket-outlets (N. 1 IB6/EB6 16A-32A + N. 1 IB6/EB6 63A)	1
FC 2957 DTL	for socket-outlets (N. 2 IB6/EB6 63A)	1
composed of:		
- back-plates and box		
predisposed for the assembly of:		
- 16A/32A-63A interlocked switched socket-outlet IB6/EB6 series		
max. dimensions 290 x 532 x 145 mm		
insulating thermoplastic self-extinguishing material grey RAL 7035		
IP66 (CEI EN 60529)		
provided with:		
- sized DIN-rail EN 60715		
- a series of small plates to close unused spaces		
- metric junctions for fixing interlocked socket-outlets		

NEW



assembled modular bases with junction box

FC 2957 DCS	for socket-outlets (N. 2 IB6/EB6 16A-32A)	1
FC 2957 DCM	for socket-outlets (N. 1 IB6/EB6 16A-32A + N. 1 IB6/EB6 63A)	1
FC 2957 DCL	for socket-outlets (N. 2 IB6/EB6 63A)	1
composed of:		
- back-plates and box		
predisposed for the assembly of:		
- 16A/32A-63A interlocked switched socket-outlet IB6/EB6 series		
max. dimensions 290 x 532 x 145 mm		
insulating thermoplastic self-extinguishing material grey RAL 7035		
IP66 (CEI EN 60529)		
provided with:		
- metric junctions for fixing interlocked socket-outlets		

accessories

KI SCREW	screw for fuse carrier cover	50
KI MICRO	microswitch indicating insertion status of plug and/or socket-outlet switch	1
FC M25 6.5 ¹⁾	hole coupling kit - Pg/Metric - KI 16/32A IB6/EB6	1
FC M40 6.5 ¹⁾	hole coupling kit - Pg/Metric - KI 63A IB6/EB6	1


¹⁾ for adapting IB6/EB6 metric hole to DB5/GB5 boxes formerly installed and Pg holed

padlock kit

KI BLC 16	for 16A-32A-63A socket-outlets IB6/EB6 series	1
------------------	---	---

DT - Assembled modular bases

FC 2957 DTS FC 2957 DTM FC 2957 DTL



(page 35) ↙ 16A/32A ↘ 63A

DC - Assembled modular bases

FC 2957 DCS FC 2957 DCM FC 2957 DCL



(page 35) ↙ 16A/32A ↘ 63A



PB - PK
socket-outlets
for industrial purposes

- in compliance with standards EN 60309-1, -2 and -4
- enclosures and inserts in insulating thermoplastic self-extinguishing material colour grey RAL 7035
- cable entry with threaded grommet
- 16A, 32A: with spring lid
- 63A: with bayonet jointed lid

- double mechanical interlock that prevents: turning the switch to the "ON" position when the plug is not inserted and withdrawing the plug when the switch is at the "ON" position
- 63A: with pilot contact
- mechanical resistance to impacts: 20 J (IK 10 in compliance with EN 62262)

picture	ILME part No.	description	packaging
---------	---------------	-------------	-----------



extra low voltage
socket-outlets with safety transformer
for class III lighting apparatus
splashproof IP44 (EN 60529)

primary switched by plug insertion screw-type fuse carrier on primary and secondary (fuse-links included)
transformer in compliance with EN 60742 - 144 VA continuous service
insulating enclosure

PB 16220 T1	● 1 socket 2P 16A - transf. 230/24V - cl. II	2
PB 16220 T2	● 2 sockets 2P 16A - transf. 230/24V - cl. II	1
transformer in compliance with EN 60742 - 144 VA continuous service enclosure in die-cast aluminium alloy		
PB 16220 A1	● 1 socket 2P 16A - transf. 230/24V - cl. I	1
PB 16220 A2	● 2 sockets 2P 16A - transf. 230/24V - cl. I	1



low voltage
switched socket-outlets without fuse carrier
insulating enclosure - splashproof IP44 (EN 60529)

100-130V ~ - 50 and 60 Hz - yellow

PK 1643 EB	16A - 2P + ⊕ - 4h ● - Pg 16	1
PK 1644 EB	16A - 3P + ⊕ - 4h ● - Pg 16	1
PK 1645 EB	16A - 3P + N + ⊕ - 4h ● - Pg 16	1
PK 3243 EB	32A - 2P + ⊕ - 4h ● - Pg 29	1
PK 3244 EB	32A - 3P + ⊕ - 4h ● - Pg 29	1
PK 3245 EB	32A - 3P + N + ⊕ - 4h ● - Pg 29	1
PK 6343 EB	63A - 2P + ⊕ - 4h ● - Pg 29	1
PK 6344 EB	63A - 3P + ⊕ - 4h ● - Pg 29	1
PK 6345 EB	63A - 3P + N + ⊕ - 4h ● - Pg 29	1



200-250V ~ - 50 and 60 Hz - blue

PK 1663 EB	16A - 2P + ⊕ - 6h ● - Pg 16 - ◇	1
PK 1694 EB	16A - 3P + ⊕ - 9h ● - Pg 16	1
PK 1695 EB	16A - 3P + N + ⊕ - 9h ● - Pg 16	1
PK 3263 EB	32A - 2P + ⊕ - 6h ● - Pg 29 - ◇	1
PK 3294 EB	32A - 3P + ⊕ - 9h ● - Pg 29	1
PK 3295 EB	32A - 3P + N + ⊕ - 9h ● - Pg 29	1
PK 6363 EB	63A - 2P + ⊕ - 6h ● - Pg 29 - ◇	1
PK 6394 EB	63A - 3P + ⊕ - 9h ● - Pg 29	1
PK 6395 EB	63A - 3P + N + ⊕ - 9h ● - Pg 29	1



380-415V ~ - 50 and 60 Hz - red

PK 1693 EB	16A - 2P + ⊕ - 9h ● - Pg 16	1
PK 1664 EB	16A - 3P + ⊕ - 6h ● - Pg 16 - ◇	1
PK 1665 EB	16A - 3P + N + ⊕ - 6h ● - Pg 16 - ◇	1
PK 3293 EB	32A - 2P + ⊕ - 9h ● - Pg 29	1
PK 3264 EB	32A - 3P + ⊕ - 6h ● - Pg 29 - ◇	1
PK 3265 EB	32A - 3P + N + ⊕ - 6h ● - Pg 29 - ◇	1
PK 6393 EB	63A - 2P + ⊕ - 9h ● - Pg 29	1
PK 6364 EB	63A - 3P + ⊕ - 6h ● - Pg 29 - ◇	1
PK 6365 EB	63A - 3P + N + ⊕ - 6h ● - Pg 29 - ◇	1



480-500V ~ - 50 and 60 Hz - black

PK 1674 EB	16A - 3P + ⊕ - 7h ● - Pg 16	1
PK 1675 EB	16A - 3P + N + ⊕ - 7h ● - Pg 16	1
PK 3274 EB	32A - 3P + ⊕ - 7h ● - Pg 29	1
PK 3275 EB	32A - 3P + N + ⊕ - 7h ● - Pg 29	1
PK 6374 EB	63A - 3P + ⊕ - 7h ● - Pg 29	1
PK 6375 EB	63A - 3P + N + ⊕ - 7h ● - Pg 29	1

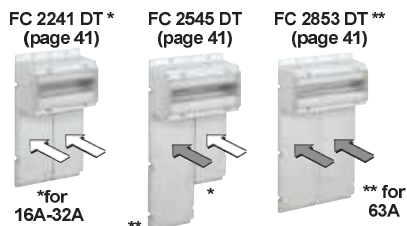
◇ The articles with hour position 6h refer to the rated voltage (2P+m/220÷250V ~ - 3P+m and 3P+N+m/380÷415V ~)

spare switches

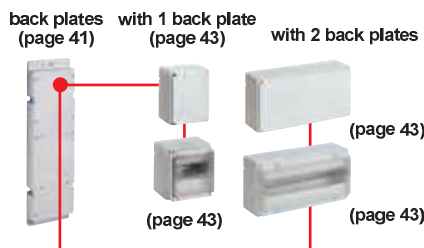
for PB...T1/T2/A1/A2 and PK...EB sockets

PKR 432	4 x 32A - for 16A switched sockets - 3/4/5 poles	1
PKR 480	4 x 80A - for 32A/63A switched sockets - 3/4/5 poles	1


Assembled modular bases



Accessories for socket-outlet combinations



Accessories for box systems





KI
socket-outlets
for industrial purposes
low voltage

- in compliance with standards EN 60309-1, -2 and -4
- enclosures and inserts in insulating thermoplastic self-extinguishing material colour grey RAL 7035
- cable entry with cable gland
- with bayonet jointed lid
- operating dial (padlock possible)
- double mechanical interlock that prevents: turning the switch to the "ON" position when the plug is not inserted and withdrawing the plug when the switch is at the "ON" position
- 63A: with pilot contact
- mechanical resistance to impacts: 20 J (IK 10 in compliance with EN 62262)

picture	ILME part No.	description	packaging
---------	---------------	-------------	-----------



interlocked switched socket-outlets with room for modular equipments
insulating enclosure - splashproof IP55 (EN 60529)

on DIN-rail EN 60715 can be mounted up to 7 units (max 123 mm)

100÷130V ~ - 50 and 60 Hz - yellow

KI 1643 RI5	16A - 2P + ⊕ - 4h ● - Pg 29	1
KI 1644 RI5	16A - 3P + ⊕ - 4h ● - Pg 29	1
KI 1645 RI5	16A - 3P + N + ⊕ - 4h ● - Pg 29	1
KI 3243 RI5	32A - 2P + ⊕ - 4h ● - Pg 29	1
KI 3244 RI5	32A - 3P + ⊕ - 4h ● - Pg 29	1
KI 3245 RI5	32A - 3P + N + ⊕ - 4h ● - Pg 29	1
KI 6343 RI5	63A - 2P + ⊕ - 4h ● - Pg 29	1
KI 6344 RI5	63A - 3P + ⊕ - 4h ● - Pg 29	1
KI 6345 RI5	63A - 3P + N + ⊕ - 4h ● - Pg 29	1

200÷250V ~ - 50 and 60 Hz - blue

KI 1663 RI5	16A - 2P + ⊕ - 6h ● - Pg 29 - ◇	1
KI 1694 RI5	16A - 3P + ⊕ - 9h ● - Pg 29	1
KI 1695 RI5	16A - 3P + N + ⊕ - 9h ● - Pg 29	1
KI 3263 RI5	32A - 2P + ⊕ - 6h ● - Pg 29 - ◇	1
KI 3294 RI5	32A - 3P + ⊕ - 9h ● - Pg 29	1
KI 3295 RI5	32A - 3P + N + ⊕ - 9h ● - Pg 29	1
KI 6363 RI5	63A - 2P + ⊕ - 6h ● - Pg 29 - ◇	1
KI 6394 RI5	63A - 3P + ⊕ - 9h ● - Pg 29	1
KI 6395 RI5	63A - 3P + N + ⊕ - 9h ● - Pg 29	1

380÷415V ~ - 50 and 60 Hz - red

KI 1693 RI5	16A - 2P + ⊕ - 9h ● - Pg 29	1
KI 1664 RI5	16A - 3P + ⊕ - 6h ● - Pg 29 - ◇	1
KI 1665 RI5	16A - 3P + N + ⊕ - 6h ● - Pg 29 - ◇	1
KI 3293 RI5	32A - 2P + ⊕ - 9h ● - Pg 29	1
KI 3264 RI5	32A - 3P + ⊕ - 6h ● - Pg 29 - ◇	1
KI 3265 RI5	32A - 3P + N + ⊕ - 6h ● - Pg 29 - ◇	1
KI 6393 RI5	63A - 2P + ⊕ - 9h ● - Pg 29	1
KI 6364 RI5	63A - 3P + ⊕ - 6h ● - Pg 29 - ◇	1
KI 6365 RI5	63A - 3P + N + ⊕ - 6h ● - Pg 29 - ◇	1

480÷500V ~ - 50 and 60 Hz - black

KI 1674 RI5	16A - 3P + ⊕ - 7h ● - Pg 29	1
KI 1675 RI5	16A - 3P + N + ⊕ - 7h ● - Pg 29	1
KI 3274 RI5	32A - 3P + ⊕ - 7h ● - Pg 29	1
KI 3275 RI5	32A - 3P + N + ⊕ - 7h ● - Pg 29	1
KI 6374 RI5	63A - 3P + ⊕ - 7h ● - Pg 29	1
KI 6375 RI5	63A - 3P + N + ⊕ - 7h ● - Pg 29	1

◇ The articles with hour position 6h refer to the rated voltage (2P+⊕/220÷250V ~ - 3P+⊕ and 3P+N+⊕/380÷415V ~)

spare switches

for KI...RI5 sockets

PKR 432	4 x 32A - for 16A switched sockets - 3/4/5 poles	1
PKR 480	4 x 80A - for 32A/63A switched sockets - 3/4/5 poles	1



16A-32A-63A ●



Assembled modular bases

FC 2853 DT **
(page 41)

** for 63A

Accessories for socket-outlet combinations

back plates (page 41) with 1 back plate (page 43) with 2 back plates (page 43)

(page 43) (page 43)



PK
socket-outlets
for industrial purposes
low voltage

- in compliance with standards EN 60309-1, -2 and -4
- die-cast aluminium alloy enclosure painted with grey epoxy polyester preceded by an anti-corrosive treatment
- inserts in insulating thermoplastic self-extinguishing material
- cable entry: with cable gland
- with bayonet jointed lid
- 125A: fuse carriers HRC (High Rupture Capacity)
- double mechanical interlock that prevents: turning the switch to the "ON" position when the plug is not inserted and withdrawing the plug when the switch is at the "ON" position
- 63A, 125A: with pilot contact
- mechanical resistance to impacts: 20 J (IK 10 in compliance with EN 62262) packaging

picture

ILME
part No.

description



interlocked switched socket-outlets without screw-type fuse carrier
aluminium enclosure - splashproof IP55 (EN 60529)

NEW



16A



32A-63A



125A

100÷130V ~ - 50 and 60 Hz - yellow

PK 1643 PE5	16A - 2P + ⊕ - 4h ● - Pg 16	1
PK 1644 PE5	16A - 3P + ⊕ - 4h ● - Pg 16	1
PK 1645 PE5	16A - 3P + N + ⊕ - 4h ● - Pg 16	1
PK 3243 PE5	32A - 2P + ⊕ - 4h ● - Pg 21	1
PK 3244 PE5	32A - 3P + ⊕ - 4h ● - Pg 21	1
PK 3245 PE5	32A - 3P + N + ⊕ - 4h ● - Pg 21	1
PK 6343 PE5	63A - 2P + ⊕ - 4h ● - Pg 29	1
PK 6344 PE5	63A - 3P + ⊕ - 4h ● - Pg 29	1
PK 6345 PE5	63A - 3P + N + ⊕ - 4h ● - Pg 29	1
PK 12544 PE5	125A - 3P + ⊕ - 4h ● - 2" gas	1
PK 12545 PE5	125A - 3P + N + ⊕ - 4h ● - 2" gas	1

200÷250V ~ - 50 and 60 Hz - blue

PK 1663 PE5	16A - 2P + ⊕ - 6h ● - Pg 16 - ◇	1
PK 1694 PE5	16A - 3P + ⊕ - 9h ● - Pg 16	1
PK 1695 PE5	16A - 3P + N + ⊕ - 9h ● - Pg 16	1
PK 3263 PE5	32A - 2P + ⊕ - 6h ● - Pg 21 - ◇	1
PK 3294 PE5	32A - 3P + ⊕ - 9h ● - Pg 21	1
PK 3295 PE5	32A - 3P + N + ⊕ - 9h ● - Pg 21	1
PK 6363 PE5	63A - 2P + ⊕ - 6h ● - Pg 29 - ◇	1
PK 6394 PE5	63A - 3P + ⊕ - 9h ● - Pg 29	1
PK 6395 PE5	63A - 3P + N + ⊕ - 9h ● - Pg 29	1
PK 12594 PE5	125A - 3P + ⊕ - 9h ● - 2" gas	1
PK 12595 PE5	125A - 3P + N + ⊕ - 9h ● - 2" gas	1

380÷415V ~ - 50 and 60 Hz - red

PK 1693 PE5	16A - 2P + ⊕ - 9h ● - Pg 16	1
PK 1664 PE5	16A - 3P + ⊕ - 6h ● - Pg 16 - ◇	1
PK 1665 PE5	16A - 3P + N + ⊕ - 6h ● - Pg 16 - ◇	1
PK 3293 PE5	32A - 2P + ⊕ - 9h ● - Pg 21	1
PK 3264 PE5	32A - 3P + ⊕ - 6h ● - Pg 21 - ◇	1
PK 3265 PE5	32A - 3P + N + ⊕ - 6h ● - Pg 21 - ◇	1
PK 6393 PE5	63A - 2P + ⊕ - 9h ● - Pg 29	1
PK 6364 PE5	63A - 3P + ⊕ - 6h ● - Pg 29 - ◇	1
PK 6365 PE5	63A - 3P + N + ⊕ - 6h ● - Pg 29 - ◇	1
PK 12564 PE5	125A - 3P + ⊕ - 6h ● - 2" gas ◇	1
PK 12565 PE5	125A - 3P + N + ⊕ - 6h ● - 2" gas ◇	1

480÷500V ~ - 50 and 60 Hz - black

PK 1674 PE5	16A - 3P + ⊕ - 7h ● - Pg 16	1
PK 1675 PE5	16A - 3P + N + ⊕ - 7h ● - Pg 16	1
PK 3274 PE5	32A - 3P + ⊕ - 7h ● - Pg 21	1
PK 3275 PE5	32A - 3P + N + ⊕ - 7h ● - Pg 21	1
PK 6374 PE5	63A - 3P + ⊕ - 7h ● - Pg 29	1
PK 6375 PE5	63A - 3P + N + ⊕ - 7h ● - Pg 29	1
PK 12574 PE5	125A - 3P + ⊕ - 7h ● - 2" gas	1
PK 12575 PE5	125A - 3P + N + ⊕ - 7h ● - 2" gas	1

◇ The articles with hour position 6h refer to the rated voltage (2P+m/220÷250V ~ - 3P+m and 3P+N+m/380÷415V ~)

spare switches

for PK...PE5 sockets

PKR 432	4 x 32A - for 16A sockets - 3/4/5 poles	1
PKR 480	4 x 80A - for 32A/63A sockets - 3/4/5 poles	1
PKR 4125	3 x 125A - for 125A sockets - 3P + ⊕	1
PKR 5125	4 x 125A - for 125A sockets - 3P + N + ⊕	1





PK
socket-outlets
for industrial purposes
low voltage

- in compliance with standards EN 60309-1, -2 and -4
- die-cast aluminium alloy enclosure painted with grey epoxy polyester preceded by an anti-corrosive treatment
- inserts in insulating thermoplastic self-extinguishing material
- cable entry: with cable gland
- with bayonet jointed lid
- 16A, 32A, 63A: screw-type fuse carriers
- 125A: fuse carriers HRC (High Rupture Capacity)
- double mechanical interlock that prevents: turning the switch to the "ON" position when the plug is not inserted and withdrawing the plug when the switch is at the "ON" position
- 63A, 125A: with pilot contact
- mechanical resistance to impacts: 20 J (IK 10 in compliance with EN 62262)

picture

ILME
part No.

description

packaging



interlocked switched socket-outlets with screw-type fuse carrier
aluminium enclosure - splashproof IP55 (EN 60529)

fuse-links not provided

100-130V ~ - 50 and 60 Hz - yellow

PK 1643 PB5	16A - 2P + ⊕ - 4h ● - fuse carrier E16* - Pg 16	1
PK 1644 PB5	16A - 3P + ⊕ - 4h ● - fuse carrier E16* - Pg 16	1
PK 1645 PB5	16A - 3P + N + ⊕ - 4h ● - fuse carrier E16* - Pg 16	1
PK 3243 PB5	32A - 2P + ⊕ - 4h ● - fuse carrier E33* - DIII - Pg 21	1
PK 3244 PB5	32A - 3P + ⊕ - 4h ● - fuse carrier E33* - DIII - Pg 21	1
PK 3245 PB5	32A - 3P + N + ⊕ - 4h ● - fuse carrier E33* - DIII - Pg 21	1
PK 6343 PB5	63A - 2P + ⊕ - 4h ● - fuse carrier E33* - DIII - Pg 29	1
PK 6344 PB5	63A - 3P + ⊕ - 4h ● - fuse carrier E33* - DIII - Pg 29	1
PK 6345 PB5	63A - 3P + N + ⊕ - 4h ● - fuse carrier E33* - DIII - Pg 29	1
PK 12544 PB5	125A - 3P + ⊕ - 4h ● - fuse carrier NH 00 - 2" gas	1
PK 12545 PB5	125A - 3P + N + ⊕ - 4h ● - fuse carrier NH 00 - 2" gas	1

200-250V ~ - 50 and 60 Hz - blue

PK 1663 PB5	16A - 2P + ⊕ - 6h ● - fuse carrier E16* - Pg 16 - ◇	1
PK 1694 PB5	16A - 3P + ⊕ - 9h ● - fuse carrier E16* - Pg 16	1
PK 1695 PB5	16A - 3P + N + ⊕ - 9h ● - fuse carrier E16* - Pg 16	1
PK 3263 PB5	32A - 2P + ⊕ - 6h ● - fuse carrier E33* - DIII - Pg 21 - ◇	1
PK 3294 PB5	32A - 3P + ⊕ - 9h ● - fuse carrier E33* - DIII - Pg 21	1
PK 3295 PB5	32A - 3P + N + ⊕ - 9h ● - fuse carrier E33* - DIII - Pg 21	1
PK 6363 PB5	63A - 2P + ⊕ - 6h ● - fuse carrier E33* - DIII - Pg 29 - ◇	1
PK 6394 PB5	63A - 3P + ⊕ - 9h ● - fuse carrier E33* - DIII - Pg 29	1
PK 6395 PB5	63A - 3P + N + ⊕ - 9h ● - fuse carrier E33* - DIII - Pg 29	1
PK 12594 PB5	125A - 3P + ⊕ - 9h ● - fuse carrier NH 00 - 2" gas	1
PK 12595 PB5	125A - 3P + N + ⊕ - 9h ● - fuse carrier NH 00 - 2" gas	1

380-415V ~ - 50 and 60 Hz - red

PK 1693 PB5	16A - 2P + ⊕ - 9h ● - fuse carrier E16* - Pg 16	1
PK 1664 PB5	16A - 3P + ⊕ - 6h ● - fuse carrier E16* - Pg 16 - ◇	1
PK 1665 PB5	16A - 3P + N + ⊕ - 6h ● - fuse carrier E16* - Pg 16 - ◇	1
PK 3293 PB5	32A - 2P + ⊕ - 9h ● - fuse carrier E33* - DIII - Pg 21	1
PK 3264 PB5	32A - 3P + ⊕ - 6h ● - fuse carrier E33* - DIII - Pg 21 - ◇	1
PK 3265 PB5	32A - 3P + N + ⊕ - 6h ● - fuse carrier E33* - DIII - Pg 21 - ◇	1
PK 6393 PB5	63A - 2P + ⊕ - 9h ● - fuse carrier E33* - DIII - Pg 29	1
PK 6364 PB5	63A - 3P + ⊕ - 6h ● - fuse carrier E33* - DIII - Pg 29 - ◇	1
PK 6365 PB5	63A - 3P + N + ⊕ - 6h ● - fuse carrier E33* - DIII - Pg 29 - ◇	1
PK 12564 PB5	125A - 3P + ⊕ - 6h ● - fuse carrier NH 00 - 2" gas ◇	1
PK 12565 PB5	125A - 3P + N + ⊕ - 6h ● - fuse carrier NH 00 - 2" gas ◇	1

480-500V ~ - 50 and 60 Hz - black

PK 1674 PB5	16A - 3P + ⊕ - 7h ● - fuse carrier E16* - Pg 16	1
PK 1675 PB5	16A - 3P + N + ⊕ - 7h ● - fuse carrier E16* - Pg 16	1
PK 3274 PB5	32A - 3P + ⊕ - 7h ● - fuse carrier E33* - DIII - Pg 21	1
PK 3275 PB5	32A - 3P + N + ⊕ - 7h ● - fuse carrier E33* - DIII - Pg 21	1
PK 6374 PB5	63A - 3P + ⊕ - 7h ● - fuse carrier E33* - DIII - Pg 29	1
PK 6375 PB5	63A - 3P + N + ⊕ - 7h ● - fuse carrier E33* - DIII - Pg 29	1
PK 12574 PB5	125A - 3P + ⊕ - 7h ● - fuse carrier NH 00 - 2" gas	1
PK 12575 PB5	125A - 3P + N + ⊕ - 7h ● - fuse carrier NH 00 - 2" gas	1

◇ The articles with hour position 6h refer to the rated voltage (2P+m/220-250V ~ - 3P+m and 3P+N+m/380-415V ~)

spare switches

for PK...PB5 sockets

PKR 432	4 x 32A - for 16A sockets - 3/4/5 poles	1
PKR 480	4 x 80A - for 32A/63A sockets - 3/4/5 poles	1
PKR 4125	3 x 125A - for 125A sockets - 3P + ⊕	1
PKR 5125	4 x 125A - for 125A sockets - 3P + N + ⊕	1



16A



32A-63A



125A





PK
socket-outlets
for industrial purposes
low voltage

- in compliance with standards EN 60309-1, -2 and -4
- inserts in insulating thermoplastic self-extinguishing material
- with bayonet jointed lid
- cable entry with box-type flange and cable gland
- mechanical resistance to impacts: 20J (IK 10 in compliance with EN 62262)

picture

ILME
part No.

description

packaging



63A-125A

switched sockets with automatic circuit-breaker and electrical interlock
aluminium enclosure - splashproof IP55 (EN 60529)

die-cast aluminium alloy enclosure painted
with grey epoxy polyester preceded by anti-corrosive treatment
100÷130V ~ - 50 and 60 Hz - yellow

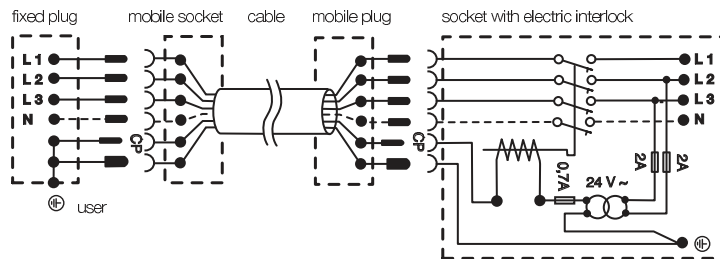
PK 6344 LL	63A - 3P + ⊕ - 4h ● - Pg 36	1
PK 6345 LL	63A - 3P + N + ⊕ - 4h ● - Pg 36	1
PK 12544 LL	125A - 3P + ⊕ - 4h ● - 2" gas	1
PK 12545 LL	125A - 3P + N + ⊕ - 4h ● - 2" gas	1
200÷250V ~ - 50 and 60 Hz - blue		
PK 6394 LL	63A - 3P + ⊕ - 9h ● - Pg 36	1
PK 6395 LL	63A - 3P + N + ⊕ - 9h ● - Pg 36	1
PK 12594 LL	125A - 3P + ⊕ - 9h ● - 2" gas	1
PK 12595 LL	125A - 3P + N + ⊕ - 9h ● - 2" gas	1
380÷415V ~ - 50 and 60 Hz - red		
PK 6364 LL	63A - 3P + ⊕ - 6h ● - Pg 36 ◊	1
PK 6365 LL	63A - 3P + N + ⊕ - 6h ● - Pg 36 ◊	1
PK 12564 LL	125A - 3P + ⊕ - 6h ● - 2" gas ◊	1
PK 12565 LL	125A - 3P + N + ⊕ - 6h ● - 2" gas ◊	1
480÷500V ~ - 50 and 60 Hz - black		
PK 6374 LL	63A - 3P + ⊕ - 7h ● - Pg 36	1
PK 6375 LL	63A - 3P + N + ⊕ - 7h ● - Pg 36	1
PK 12574 LL	125A - 3P + ⊕ - 7h ● - 2" gas	1
PK 12575 LL	125A - 3P + N + ⊕ - 7h ● - 2" gas	1

◊ The articles with hour position 6h refer to the rated voltage (2P+⊕/220÷250V ~ - 3P+⊕ and 3P+N+⊕/380÷415V ~) Magnetothermal circuit-breaker with undervoltage relay on request

Automatic magnetothermal circuit-breaker with undervoltage relay. Electric interlock realised by pilot contact that avoids underload operations and controls the earthing contact continuity. E16 screw-type fuse carriers with 2A fuse on the primary of the transformer. On 24V circuit, 0.7A fuse Ø 5x20 mm.

circuit-breaker characteristics

type	thermal relay	magnetic relay	breaking capacity (cos φ 0,3)		
			220V	380V	500V
63A	63A	630A	25kA	16kA	8kA
125A	125A	1250A	40kA	25kA	12kA





FC accessories for socket-outlet combinations

- in compliance with the Italian standard CEI 23-48,
corresponding to the International standard IEC 60670

picture	ILME part No.	description	packaging
accessories for the assembly of interlocked switched socket outlets with insulating enclosure			
modular back plates			
	FC 1141 TB	<p>predisposed for the assembly of:</p> <ul style="list-style-type: none"> - distribution enclosures FC 1114 DB - FC 1114 DB5 - enclosure for modular equipments FC 1114 GB5 - 16A interlocked switched socket-outlets IB5 series - 16A-32A-63A interlocked switched socket-outlets EB series <p>dimensions 115 x 415 x 30 mm insulating thermoplastic self-extinguishing material grey RAL 7035 fitted block with fixing plugs and screws for mounting of a.m. devices</p>	10
	FC 1453 TB	<p>predisposed for the assembly of:</p> <ul style="list-style-type: none"> - distribution enclosures FC 1114 DB - FC 1414 DB - FC 1114 DB5 - FC 1414 DB5 - enclosure for modular equipments FC 1414 GB5 - interlocked switched socket-outlets without fuse carriers SQ series - 32A-63A interlocked switched socket-outlets IB5 series - 16A-32A-63A interlocked switched socket-outlets RI5 series - socket-outlets with safety transformer PB 16220 T1 - PB 16220 T2 <p>dimensions 145 x 532 x 30 mm insulating thermoplastic self-extinguishing material grey RAL 7035 fitted block with fixing plugs and screws for mounting of a.m. devices</p>	10
	FC TXT	fixing plug to fit in for modular back plates FC 1141 TB - FC 1453 TB	1
assembled modular bases			
	FC 2241 DT	<p>composed of:</p> <ul style="list-style-type: none"> - two modular back plates FC 1141 TB - one enclosure for modular equipments FC 2214 GB5 <p>predisposed for the assembly of:</p> <ul style="list-style-type: none"> - 16A interlocked switched socket-outlets IB5 series - 16A-32A-63A interlocked switched socket-outlets EB series <p>dimensions max 230x415x145 mm in insulating thermoplastic self-extinguishing material grey RAL 7035 predisposed for snap-on fixing of modular equipment up to 11.5 units transparent cover to survey the inside equipment degree of protection IP55 (EN 60529) provided with:</p> <ul style="list-style-type: none"> - sized DIN-rail EN 60715 - a series of small plates to close unused spaces 	2
	FC 2545 DT	<p>composed of:</p> <ul style="list-style-type: none"> - one modular back plate FC 1141 TB and one FC 1453 TB - one enclosure for modular equipments FC 2514 GB5 <p>predisposed for the assembly of:</p> <ul style="list-style-type: none"> - interlocked switched socket-outlets without fuse carriers SQ series - 16A-32A-63A interlocked switched socket-outlets IB5, EB and RI5 series - socket-outlets with safety transformer PB 16220 T1 - PB 16220 T2 <p>dimensions max 260x532x145 mm insulating thermoplastic self-extinguishing material grey RAL 7035 predisposed for snap-on fixing of modular equipment up to 13.5 units transparent cover to survey the inside equipment degree of protection IP55 (EN 60529) provided with:</p> <ul style="list-style-type: none"> - sized DIN-rail EN 60715 - a series of small plates to close unused spaces 	2
	FC 2853 DT	<p>composed of:</p> <ul style="list-style-type: none"> - two modular back plates FC 1453 TB - one enclosure for modular equipments FC 2814 GB5 <p>predisposed for the assembly of:</p> <ul style="list-style-type: none"> - interlocked switched socket-outlets without fuse carriers SQ series - 32A-63A interlocked switched socket-outlets IB5 series - 16A-32A-63A interlocked switched socket-outlets RI5 series - socket-outlets with safety transformer PB 16220 T1 - PB 16220 T2 <p>dimensions max 290x532x145 mm in insulating thermoplastic self-extinguishing material grey RAL 7035 predisposed for snap-on fixing of modular equipment up to 15 units transparent cover to survey the inside equipment degree of protection IP55 (EN 60529) provided with:</p> <ul style="list-style-type: none"> - sized DIN-rail EN 60715 - a series of small plates to close unused spaces 	2



FC
accessories
for socket-outlet
combinations

• in compliance with the Italian standard CEI 23-48,
corresponding to the International standard IEC 60670

picture	ILME part No.	description	packaging
---------	---------------	-------------	-----------

accessories for the assembly of interlocked switched socket outlets
with insulating enclosures

enclosures for modular equipments



NEW

FC 1114 GB5	<p>predisposed for snap-on fixing of modular equipment, up to 5 units (max 90 mm) dimensions 115 x 144 x 115 mm in insulating thermoplastic self-extinguishing material grey RAL 7035 transparent cover to survey the inside equipment mountable on the modular back plate FC 1141 TB provided with: - sized DIN-rail EN 60715 - a series of small plates to close the unused spaces - union nipples degree of protection IP55 (EN 60529)</p>	4
--------------------	--	---



FC 1414 GB5	<p>predisposed for snap-on fixing of modular equipment, up to 6 units (max 118 mm) dimensions 144 x 144 x 115 mm in insulating thermoplastic self-extinguishing material grey RAL 7035 transparent cover to survey the inside equipment mountable on the modular back plate FC 1453 TB provided with: - sized DIN-rail EN 60715 - a series of small plates to close the unused spaces - union nipples degree of protection IP55 (EN 60529)</p>	4
--------------------	---	---



NEW


FC 2214 GB5	<p>predisposed for snap-on fixing of modular equipment up to 11.5 units (max 205 mm) dimensions 230 x 144 x 115 mm in insulating thermoplastic self-extinguishing material grey RAL 7035 transparent cover to survey the inside equipment mountable on the two modular back plates FC 1141 TB provided with: - sized DIN-rail EN 60715 - a series of small plates to close the unused spaces, union nipples degree of protection IP55 (EN 60529)</p>	2
--------------------	---	---



FC 2514 GB5	<p>predisposed for snap-on fixing of modular equipment up to 13.5 units (max 238 mm) dimensions 260 x 144 x 115 mm in insulating thermoplastic self-extinguishing material grey RAL 7035 transparent cover to survey the inside equipment mountable on the modular back plates FC 1141 TB and FC 1453 TB together provided with: - sized DIN-rail EN 60715 - a series of small plates to close the unused spaces, union nipples degree of protection IP55 (EN 60529)</p>	2
--------------------	---	---



FC 2814 GB5	<p>predisposed for snap-on fixing of modular equipment up to 15 units (max 267 mm) dimensions 290 x 144 x 115 mm in insulating thermoplastic self-extinguishing material grey RAL 7035 transparent cover to survey the inside equipment mountable on the two modular back plates FC 1453 TB provided with: - sized DIN-rail EN 60715 - a series of small plates to close the unused spaces, union nipples degree of protection IP55 (EN 60529)</p>	2
--------------------	---	---

















FC accessories for socket-outlet combinations


- in compliance with the Italian standard CEI 23-48, corresponding to the International standard IEC 60670
- in insulating thermoplastic self-extinguishing material grey RAL 7035

picture	ILME part No.	description	packaging
---------	---------------	-------------	-----------

accessories for the assembly of interlocked switched socket-outlets with insulating enclosures

distribution enclosures

	FC 1114 DB	mountable on the modular back plates FC 1141 TB – dimensions 115 x 144 x 88.5 mm - Ⓢ (CEI 23-48) the mounting plate can be fixed inside on the cover can be fixed buttons, signals, etc. provided with union nipples degree of protection IP44 (EN 60529)	20
	FC 1114 DB5	as above but with gasket for cover and plugs sealing the fixing screws degree of protection IP55 (EN 60529) - Ⓢ (CEI 23-48)	20
	FC 1414 DB	mountable on the modular back plate FC 1453 TB – dimensions 144 x 144 x 88.5 mm - Ⓢ (CEI 23-48) the mounting plate can be fixed inside on the cover can be fixed buttons, signals, etc. provided with union nipples degree of protection IP44 (EN 60529)	20
	FC 1414 DB5	as above but with gasket for cover and plugs sealing the fixing screws degree of protection IP55 (EN 60529) - Ⓢ (CEI 23-48)	20
	FC 2214 DB5	mountable on the two modular back plate FC 1141 TB – dimensions 230 x 144 x 88.5 mm - Ⓢ (CEI 23-48) provided with union nipples degree of protection IP55 (EN 60529)	4
	FC 2514 DB5	mountable on the modular back plate FC 1141 TB and FC 1453 TB together – dimensions 260 x 144 x 88.5 mm - Ⓢ (CEI 23-48) provided with union nipples degree of protection IP55 (EN 60529)	4
	FC 2814 DB5	mountable on the two modular back plates FC 1453 TB – dimensions 290 x 144 x 88.5 mm - Ⓢ (CEI 23-48) provided with union nipples degree of protection IP55 (EN 60529)	4
mounting plates for distribution enclosures			
	FC 1114 PF	for distribution enclosures FC 1114 DB - FC 1114 DB5	1
	FC 1414 PF	for distribution enclosures FC 1414 DB - FC 1414 DB5	1
union nipples for enclosures			
	FC NP 16	for holes Pg 16	1
	FC NP 21	for holes Pg 21	1
	FC NP 29	for holes Pg 29	1





TM
overview of the interlocked
switched socket-outlets

TM...K... = 32A socket-outlets with fixing base dimensions 255 x 114 mm
* TM...IT/SIT = 16A socket only

wall mounting
(with single box)



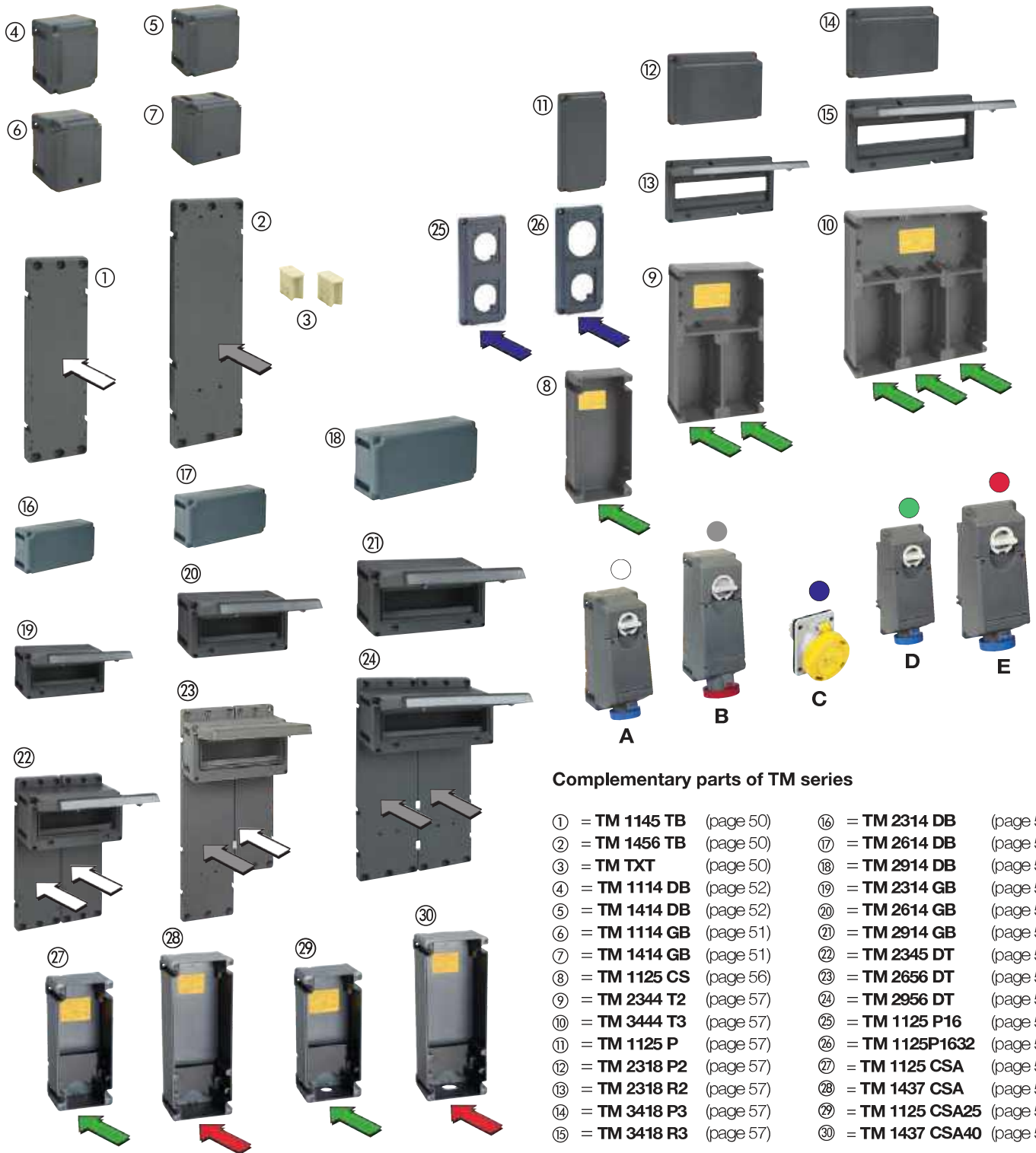
to be mounted in single
or multiple boxes





TM

overview of the interlocked switched socket-outlets and accessories for set mounting



Complementary parts of TM series

- | | | |
|---------------------------------|------------------------------------|------------------------------------|
| ① = TM 1145 TB (page 50) | ⑭ = TM 2318 P2 (page 57) | ⑲ = TM 2314 GB (page 51) |
| ② = TM 1456 TB (page 50) | ⑮ = TM 2318 R2 (page 57) | ⑳ = TM 2614 GB (page 51) |
| ③ = TM TXT (page 50) | ⑯ = TM 2314 DB (page 52) | ㉑ = TM 2914 GB (page 51) |
| ④ = TM 1114 DB (page 52) | ⑰ = TM 2614 DB (page 52) | ㉒ = TM 2345 DT (page 50) |
| ⑤ = TM 1414 DB (page 52) | ⑱ = TM 2914 DB (page 52) | ㉓ = TM 2656 DT (page 50) |
| ⑥ = TM 1114 GB (page 51) | ⑳ = TM 2314 GB (page 51) | ㉔ = TM 2956 DT (page 50) |
| ⑦ = TM 1414 GB (page 51) | ㉑ = TM 2914 DB (page 52) | ㉕ = TM 1125 P16 (page 59) |
| ⑧ = TM 1125 CS (page 56) | ㉒ = TM 2614 GB (page 51) | ㉖ = TM 1125P1632 (page 59) |
| ⑨ = TM 2344 T2 (page 57) | ㉓ = TM 2914 GB (page 51) | ㉗ = TM 1125 CSA (page 56) |
| ⑩ = TM 3444 T3 (page 57) | ㉔ = TM 2345 DT (page 50) | ㉘ = TM 1437 CSA (page 56) |
| ⑪ = TM 1125 P (page 57) | ㉕ = TM 2656 DT (page 50) | ㉙ = TM 1125 CSA25 (page 56) |
| ⑫ = TM 2318 P2 (page 57) | ㉖ = TM 2956 DT (page 50) | ㉚ = TM 1437 CSA40 (page 56) |
| ⑬ = TM 2318 R2 (page 57) | ㉗ = TM 1125 P16 (page 59) | |
| ⑭ = TM 3418 P3 (page 57) | ㉘ = TM 1125P1632 (page 59) | |
| ⑮ = TM 3418 R3 (page 57) | ㉙ = TM 1125 CSA (page 56) | |
| | ㉚ = TM 1437 CSA (page 56) | |
| | ㉛ = TM 1125 CSA25 (page 56) | |
| | ㉜ = TM 1437 CSA40 (page 56) | |

Legend

The above overview shows possible combinations of socket-outlets, supports and boxes to make up distribution boards. The coloured point above the socket-outlets indicates their format and the arrows (of the same colour) indicate the mounting possibilities.

- **A** = socket-outlets with fixing base dimensions 255 x 114 mm (TM 16A and 32K)
- **B** = socket-outlets with fixing base dimensions 370 x 144 mm (TM 32A and 63A)
- **C** = socket-outlets with fixing base dimensions 64 x 82 mm or 90 x 100 mm (PEW 16A/32A PI/PIF)
- **D** = socket-outlets without fixing base for box mounting (TM 16A and 32K)
- **E** = socket-outlets without fixing base for box mounting (TM 32A and 63A)



TM
socket-outlets
for industrial purposes
low voltage

- in compliance with standards EN 60309-1, -2 and -4
- enclosures in insulating thermoplastic self-extinguishing material MIL.BOX® moulded with BC-MUL® technique, colour grey RAL 7012
- cable entry: to be pierced in the marked position
- with bayonet jointed lid
- padlockable handle, both in O and I position
- 63A: with pilot contact
- double mechanical interlock that prevents: turning the switch to the "ON" position when the plug is not inserted and withdrawing the plug when the switch is at the "ON" position
- mechanical resistance to impacts: 20 J (IK 10 according to EN 62262)
- the switch cannot be switched ON until the fuse carriers' cover has been closed

picture ILME description packaging
part No.



interlocked switched socket-outlets with screw-type fuse carriers
insulating enclosure

fuse links not included
degree of protection IP66/IP67 (EN 60529) - the sockets are supplied not pierced, therefore their degree of protection will change according to the connecting adapter mounted on the boxes.

100÷130V ~ - 50 and 60 Hz - yellow

TM 1643 IT	16A - 2P + ⊕ - 4h ● - fuse carriers E16	9
TM 1644 IT	16A - 3P + ⊕ - 4h ● - fuse carriers E16	9
TM 1645 IT	16A - 3P + N + ⊕ - 4h ● - fuse carriers E16	1
TM 3243 IT	32A - 2P + ⊕ - 4h ● - fuse carriers E33 - DIII	1
TM 3244 IT	32A - 3P + ⊕ - 4h ● - fuse carriers E33 - DIII	4
TM 3245 IT	32A - 3P + N + ⊕ - 4h ● - fuse carriers E33 - DIII	1
TM 6343 IT	63A - 2P + ⊕ - 4h ● - fuse carriers E33 - DIII	1
TM 6344 IT	63A - 3P + ⊕ - 4h ● - fuse carriers E33 - DIII	1
TM 6345 IT	63A - 3P + N + ⊕ - 4h ● - fuse carriers E33 - DIII	1

200÷250V ~ - 50 and 60 Hz - blue

TM 1663 IT	16A - 2P + ⊕ - 6h ● - fuse carriers E16 - ◇	9
TM 1694 IT	16A - 3P + ⊕ - 9h ● - fuse carriers E16	9
TM 1695 IT	16A - 3P + N + ⊕ - 9h ● - fuse carriers E16	1
TM 3263 IT	32A - 2P + ⊕ - 6h ● - fuse carriers E33 - DIII - ◇	4
TM 3294 IT	32A - 3P + ⊕ - 9h ● - fuse carriers E33 - DIII	1
TM 3295 IT	32A - 3P + N + ⊕ - 9h ● - fuse carriers E33 - DIII	1
TM 6363 IT	63A - 2P + ⊕ - 6h ● - fuse carriers E33 - DIII - ◇	1
TM 6394 IT	63A - 3P + ⊕ - 9h ● - fuse carriers E33 - DIII	1
TM 6395 IT	63A - 3P + N + ⊕ - 9h ● - fuse carriers E33 - DIII	1

380÷415V ~ - 50 and 60 Hz - red

TM 1693 IT	16A - 2P + ⊕ - 9h ● - fuse carriers E16	9
TM 1664 IT	16A - 3P + ⊕ - 6h ● - fuse carriers E16 - ◇	9
TM 1665 IT	16A - 3P + N + ⊕ - 6h ● - fuse carriers E16 - ◇	9
TM 3293 IT	32A - 2P + ⊕ - 9h ● - fuse carriers E33 - DIII	1
TM 3264 IT	32A - 3P + ⊕ - 6h ● - fuse carriers E33 - DIII - ◇	4
TM 3265 IT	32A - 3P + N + ⊕ - 6h ● - fuse carriers E33 - DIII - ◇	4
TM 6393 IT	63A - 2P + ⊕ - 9h ● - fuse carriers E33 - DIII	1
TM 6364 IT	63A - 3P + ⊕ - 6h ● - fuse carriers E33 - DIII - ◇	1
TM 6365 IT	63A - 3P + N + ⊕ - 6h ● - fuse carriers E33 - DIII - ◇	1

480÷500V ~ - 50 and 60 Hz - black

TM 1674 IT	16A - 3P + ⊕ - 7h ● - fuse carriers E16	1
TM 1675 IT	16A - 3P + N + ⊕ - 7h ● - fuse carriers E16	1
TM 3274 IT	32A - 3P + ⊕ - 7h ● - fuse carriers E33 - DIII	1
TM 3275 IT	32A - 3P + N + ⊕ - 7h ● - fuse carriers E33 - DIII	1
TM 6374 IT	63A - 3P + ⊕ - 7h ● - fuse carriers E33 - DIII	1
TM 6375 IT	63A - 3P + N + ⊕ - 7h ● - fuse carriers E33 - DIII	1

◇ The articles with hour position 6h refer to the rated voltage (2P+⊕/220÷250V ~ - 3P+⊕ and 3P+N+⊕/380÷415V ~)



16A



32A-63A



spare switches

for TM...IT sockets

PKR 432	4 x 32A - for 16A and 25A sockets - 3/4/5 poles	1
PKR 480	4 x 80A - for 32A/63A sockets - 3/4/5 poles	1



socket-outlets with safety transformer - 144 VA continuous service

for class III lighting apparatus
in compliance with standard EN 60742 (class. CEI 96-2)
degree of protection IP66/IP67 (EN 60529) - the sockets are supplied not pierced, therefore their degree of protection will change according to the connecting adapter mounted on the boxes.
with bayonet jointed lid
primary switched by plug insertion

self-protected toroidal transformer with automatic re-start according to EN 60742 - 144 VA continuous service

TM 16220 T1	16A - 2P ● - 24V~ - 50 and 60 Hz - transf. 230/24V	2
TM 16380 T1	16A - 2P ● - 24V~ - 50 and 60 Hz - transf. 400/24V	2



16A



TM
socket-outlets
for industrial purposes
low voltage

- in compliance with standards EN 60309-1, -2 and -4
- enclosures in insulating thermoplastic self-extinguishing material MIL.BOX® moulded with BC-MUL® technique, colour grey RAL 7012
- cable entry: to be pierced in the marked position
- with bayonet jointed lid
- padlockable handle, both in O and I position
- 63A: with pilot contact
- double mechanical interlock that prevents: turning the switch to the "ON" position when the plug is not inserted and withdrawing the plug when the switch is at the "ON" position
- mechanical resistance to impacts: 20 J (IK 10 according to EN 62262)
- the switch cannot be switched ON until the fuse carriers' cover has been closed
- with Italian Quality Mark

drawing

ILME
part No.

description

packaging

interlocked switched socket-outlets with sectionable fuse carriers
insulating enclosure

fuse links not included

degree of protection IP66/IP67 (EN 60529) - the sockets are supplied not pierced, therefore their degree of protection will change according to the connecting adapter mounted on the boxes.

100÷130V ~ - 50 and 60 Hz - yellow

TM 1643 IS	16A - 2P + ⊕ - 4h ● - fuse carriers	10 x 38 mm - ⊕	1
TM 1644 IS	16A - 3P + ⊕ - 4h ● - fuse carriers	10 x 38 mm - ⊕	1
TM 1645 IS	16A - 3P + N + ⊕ - 4h ● - fuse carriers	10 x 38 mm - ⊕	1
TM 3243KIS	32A - 2P + ⊕ - 4h ● - fuse carriers	10 x 38 mm - ⊕ - compact (32K)	1
TM 3244KIS	32A - 3P + ⊕ - 4h ● - fuse carriers	10 x 38 mm - ⊕ - compact (32K)	1
TM 3245KIS	32A - 3P + N + ⊕ - 4h ● - fuse carriers	10 x 38 mm - ⊕ - compact (32K)	1
TM 3243 IS	32A - 2P + ⊕ - 4h ● - fuse carriers	14 x 51 mm - ⊕	1
TM 3244 IS	32A - 3P + ⊕ - 4h ● - fuse carriers	14 x 51 mm - ⊕	1
TM 3245 IS	32A - 3P + N + ⊕ - 4h ● - fuse carriers	14 x 51 mm - ⊕	1
TM 6343 IS	63A - 2P + ⊕ - 4h ● - fuse carriers	22 x 58 mm - ⊕	1
TM 6344 IS	63A - 3P + ⊕ - 4h ● - fuse carriers	22 x 58 mm - ⊕	1
TM 6345 IS	63A - 3P + N + ⊕ - 4h ● - fuse carriers	22 x 58 mm - ⊕	1

200÷250V ~ - 50 and 60 Hz - blue

TM 1663 IS	16A - 2P + ⊕ - 6h ● - fuse carriers	10 x 38 mm - ⊕◇	9
TM 1694 IS	16A - 3P + ⊕ - 9h ● - fuse carriers	10 x 38 mm - ⊕	9
TM 1695 IS	16A - 3P + N + ⊕ - 9h ● - fuse carriers	10 x 38 mm - ⊕	9
TM 3263KIS	32A - 2P + ⊕ - 6h ● - fuse carriers	10 x 38 mm - ⊕◇ - compact (32K)	1
TM 3294KIS	32A - 3P + ⊕ - 9h ● - fuse carriers	10 x 38 mm - ⊕ - compact (32K)	1
TM 3295KIS	32A - 3P + N + ⊕ - 9h ● - fuse carriers	10 x 38 mm - ⊕ - compact (32K)	1
TM 3263 IS	32A - 2P + ⊕ - 6h ● - fuse carriers	14 x 51 mm - ⊕◇	4
TM 3294 IS	32A - 3P + ⊕ - 9h ● - fuse carriers	14 x 51 mm - ⊕	4
TM 3295 IS	32A - 3P + N + ⊕ - 9h ● - fuse carriers	14 x 51 mm - ⊕	1
TM 6363 IS	63A - 2P + ⊕ - 6h ● - fuse carriers	22 x 58 mm - ⊕◇	1
TM 6394 IS	63A - 3P + ⊕ - 9h ● - fuse carriers	22 x 58 mm - ⊕	1
TM 6395 IS	63A - 3P + N + ⊕ - 9h ● - fuse carriers	22 x 58 mm - ⊕	1

380÷415V ~ - 50 and 60 Hz - red

TM 1693 IS	16A - 2P + ⊕ - 9h ● - fuse carriers	10 x 38 mm - ⊕	1
TM 1664 IS	16A - 3P + ⊕ - 6h ● - fuse carriers	10 x 38 mm - ⊕◇	9
TM 1665 IS	16A - 3P + N + ⊕ - 6h ● - fuse carriers	10 x 38 mm - ⊕◇	9
TM 3293KIS	32A - 2P + ⊕ - 9h ● - fuse carriers	10 x 38 mm - ⊕ - compact (32K)	1
TM 3264KIS	32A - 3P + ⊕ - 6h ● - fuse carriers	10 x 38 mm - ⊕◇ - compact (32K)	9
TM 3265KIS	32A - 3P + N + ⊕ - 6h ● - fuse carriers	10 x 38 mm - ⊕◇ - compact (32K)	9
TM 3293 IS	32A - 2P + ⊕ - 9h ● - fuse carriers	14 x 51 mm - ⊕	1
TM 3264 IS	32A - 3P + ⊕ - 6h ● - fuse carriers	14 x 51 mm - ⊕◇	4
TM 3265 IS	32A - 3P + N + ⊕ - 6h ● - fuse carriers	14 x 51 mm - ⊕◇	4
TM 6393 IS	63A - 2P + ⊕ - 9h ● - fuse carriers	22 x 58 mm - ⊕	1
TM 6364 IS	63A - 3P + ⊕ - 6h ● - fuse carriers	22 x 58 mm - ⊕◇	1
TM 6365 IS	63A - 3P + N + ⊕ - 6h ● - fuse carriers	22 x 58 mm - ⊕◇	1

480÷500V ~ - 50 and 60 Hz - black

TM 1674 IS	16A - 3P + ⊕ - 7h ● - fuse carriers	10 x 38 mm - ⊕	1
TM 1675 IS	16A - 3P + N + ⊕ - 7h ● - fuse carriers	10 x 38 mm - ⊕	1
TM 3274 IS	32A - 3P + ⊕ - 7h ● - fuse carriers	14 x 51 mm - ⊕	1
TM 3275 IS	32A - 3P + N + ⊕ - 7h ● - fuse carriers	14 x 51 mm - ⊕	1
TM 6374 IS	63A - 3P + ⊕ - 7h ● - fuse carriers	22 x 58 mm - ⊕	1
TM 6375 IS	63A - 3P + N + ⊕ - 7h ● - fuse carriers	22 x 58 mm - ⊕	1

◇ The articles with hour position 6h refer to the rated voltage (2P+⊕/220÷250V ~ - 3P+⊕ and 3P+N+⊕/380÷415V ~)

spare switches

for TM...IS/KIS sockets

PKR 432	4 x 32A - for 16A and 32A (K version) sockets - 3/4/5 poles	1
PKR 480	4 x 80A - for 32A/63A sockets - 3/4/5 poles	1



16A-32K



32A-63A



Assembled modular bases

TM 2345 DT *
(page 50)



*for
TM 16A-32K

TM 2656 DT
(page 50)



**

TM 2956 DT **
(page 50)



** for
TM 32A-TM63A

Accessories for set mounting

back plates
(page 50)



for 1 back plate
(pages 51 - 52)



for 2 back plates



(page 52)

(page 51)

Accessories for board mounting

QP V - QG V



(page 102)

Please refer to the preset system
available on-line at www.ilme.com



TM
socket-outlets
for industrial purposes
low voltage

- in compliance with standards EN 60309-1, -2 and -4
- enclosures in insulating thermoplastic self-extinguishing material MIL.BOX® moulded with BC-MUL® technique, colour grey RAL 7012
- cable entry: to be pierced in the marked position
- with bayonet jointed lid
- padlockable handle, both in O and I position
- 63A: with pilot contact
- with Italian Quality Mark
- double mechanical interlock that prevents: turning the switch to the "ON" position when the plug is not inserted and withdrawing the plug when the switch is at the "ON" position
- mechanical resistance to impacts: 20 J (IK 10 according to EN 62262)
- the switch cannot be switched ON until the cover of the room for modular equipment has been closed

picture

ILME
part No.

description

packaging

interlocked switched socket-outlets with room for modular equipments
insulating enclosure

degree of protection IP66/IP67 (EN 60529) - the sockets are supplied not pierced, therefore their degree of protection will change according to the connecting adapter mounted on the boxes.

100÷130V ~ - 50 and 60 Hz - yellow

TM 1643 IR	16A - 2P + ⊕ - 4h ● - rail for 4.5 modules - ⊕	9
TM 1644 IR	16A - 3P + ⊕ - 4h ● - rail for 4.5 modules - ⊕	1
TM 1645 IR	16A - 3P + N + ⊕ - 4h ● - rail for 4.5 modules - ⊕	1
TM 3243KIR	32A - 2P + ⊕ - 4h ● - rail for 4.5 modules - ⊕ - compact (32K)	9
TM 3244KIR	32A - 3P + ⊕ - 4h ● - rail for 4.5 modules - ⊕ - compact (32K)	1
TM 3245KIR	32A - 3P + N + ⊕ - 4h ● - rail for 4.5 modules - ⊕ - compact (32K)	1
TM 3243 IR	32A - 2P + ⊕ - 4h ● - rail for 6 modules - ⊕	4
TM 3244 IR	32A - 3P + ⊕ - 4h ● - rail for 6 modules - ⊕	1
TM 3245 IR	32A - 3P + N + ⊕ - 4h ● - rail for 6 modules - ⊕	1
TM 6343 IR	63A - 2P + ⊕ - 4h ● - rail for 6 modules - ⊕	1
TM 6344 IR	63A - 3P + ⊕ - 4h ● - rail for 6 modules - ⊕	1
TM 6345 IR	63A - 3P + N + ⊕ - 4h ● - rail for 6 modules - ⊕	1

200÷250V ~ - 50 and 60 Hz - blue

TM 1663 IR	16A - 2P + ⊕ - 6h ● - rail for 4.5 modules - ⊕◇	9
TM 1694 IR	16A - 3P + ⊕ - 9h ● - rail for 4.5 modules - ⊕	1
TM 1695 IR	16A - 3P + N + ⊕ - 9h ● - rail for 4.5 modules - ⊕	9
TM 3263KIR	32A - 2P + ⊕ - 6h ● - rail for 4.5 modules - ⊕◇ - compact (32K)	9
TM 3294KIR	32A - 3P + ⊕ - 9h ● - rail for 4.5 modules - ⊕ - compact (32K)	9
TM 3295KIR	32A - 3P + N + ⊕ - 9h ● - rail for 4.5 modules - ⊕ - compact (32K)	1
TM 3263 IR	32A - 2P + ⊕ - 6h ● - rail for 6 modules - ⊕◇	4
TM 3294 IR	32A - 3P + ⊕ - 9h ● - rail for 6 modules - ⊕	1
TM 3295 IR	32A - 3P + N + ⊕ - 9h ● - rail for 6 modules - ⊕	4
TM 6363 IR	63A - 2P + ⊕ - 6h ● - rail for 6 modules - ⊕◇	1
TM 6394 IR	63A - 3P + ⊕ - 9h ● - rail for 6 modules - ⊕	1
TM 6395 IR	63A - 3P + N + ⊕ - 9h ● - rail for 6 modules - ⊕	1

380÷415V ~ - 50 and 60 Hz - red

TM 1693 IR	16A - 2P + ⊕ - 9h ● - rail for 4.5 modules - ⊕	1
TM 1664 IR	16A - 3P + ⊕ - 6h ● - rail for 4.5 modules - ⊕◇	9
TM 1665 IR	16A - 3P + N + ⊕ - 6h ● - rail for 4.5 modules - ⊕◇	9
TM 3293KIR	32A - 2P + ⊕ - 9h ● - rail for 4.5 modules - ⊕ - compact (32K)	1
TM 3264KIR	32A - 3P + ⊕ - 6h ● - rail for 4.5 modules - ⊕◇ - compact (32K)	9
TM 3265KIR	32A - 3P + N + ⊕ - 6h ● - rail for 4.5 modules - ⊕◇ - compact (32K)	9
TM 3293 IR	32A - 2P + ⊕ - 9h ● - rail for 6 modules - ⊕	1
TM 3264 IR	32A - 3P + ⊕ - 6h ● - rail for 6 modules - ⊕◇	4
TM 3265 IR	32A - 3P + N + ⊕ - 6h ● - rail for 6 modules - ⊕◇	4
TM 6393 IR	63A - 2P + ⊕ - 9h ● - rail for 6 modules - ⊕	1
TM 6364 IR	63A - 3P + ⊕ - 6h ● - rail for 6 modules - ⊕◇	1
TM 6365 IR	63A - 3P + N + ⊕ - 6h ● - rail for 6 modules - ⊕◇	1

480÷500V ~ - 50 and 60 Hz - black

TM 1674 IR	16A - 3P + ⊕ - 7h ● - rail for 4.5 modules - ⊕	1
TM 1675 IR	16A - 3P + N + ⊕ - 7h ● - rail for 4.5 modules - ⊕	1
TM 3274KIR	32A - 3P + ⊕ - 7h ● - rail for 4.5 modules - ⊕ - compact (32K)	1
TM 3275KIR	32A - 3P + N + ⊕ - 7h ● - rail for 4.5 modules - ⊕ - compact (32K)	1
TM 3274 IR	32A - 3P + ⊕ - 7h ● - rail for 6 modules - ⊕	4
TM 3275 IR	32A - 3P + N + ⊕ - 7h ● - rail for 6 modules - ⊕	4
TM 6374 IR	63A - 3P + ⊕ - 7h ● - rail for 6 modules - ⊕	1
TM 6375 IR	63A - 3P + N + ⊕ - 7h ● - rail for 6 modules - ⊕	1

◇ The articles with hour position 6h refer to the rated voltage (2P+⊕/220÷250V ~ - 3P+⊕ and 3P+N+⊕/380÷415V ~)

spare switches

for TM...IR/KIR sockets

PKR 432	4 x 32A - for 16A and 32A (K version) sockets - 3/4/5 poles	1
PKR 480	4 x 80A - for 32A/63A sockets - 3/4/5 poles	1



16A-32K



32A-63A



Assembled modular bases

TM 2345 DT*
(page 50)



*for
TM 16A-32K

TM 2656 DT
(page 50)



**

TM 2956 DT**
(page 50)



** for
TM 32A-TM63A

Accessories for set mounting


back plates
(page 50)



for 1 back plate
(pages 51 - 52)



for 2 back plates



Accessories for board mounting

QP V - QG V



(page 102)

Please refer to the preset system
available on-line at www.ilme.com



TM
socket-outlets
for industrial purposes
low voltage

- in compliance with standards EN 60309-1, -2 and -4
- enclosures in insulating thermoplastic self-extinguishing material MIL.BOX® moulded with BC-MUL® technique, colour grey RAL 7012
- cable entry: to be pierced in the marked position
- with bayonet jointed lid
- padlockable handle, both in O and I position
- 63A: with pilot contact
- double mechanical interlock that prevents: turning the switch to the "ON" position when the plug is not inserted and withdrawing the plug when the switch is at the "ON" position
- mechanical resistance to impacts: 20 J (IK 10 according to EN 62262)
- with Italian Quality Mark

picture

ILME
part No.

description

packaging

interlocked switched socket-outlets (without fuse carriers)
insulating enclosure

degree of protection IP66/IP67 (EN 60529) - the sockets are supplied not pierced, therefore their degree of protection will change according to the connecting adapter mounted on the boxes

100÷130V ~ - 50 and 60 Hz - yellow

TM 1643 SP	16A - 2P + ⊕ - 4h ● - ⊕	9
TM 1644 SP	16A - 3P + ⊕ - 4h ● - ⊕	1
TM 1645 SP	16A - 3P + N + ⊕ - 4h ● - ⊕	1
TM 3243KSP	32A - 2P + ⊕ - 4h ● - ⊕ - compact (32K)	9
TM 3244KSP	32A - 3P + ⊕ - 4h ● - ⊕ - compact (32K)	1
TM 3245KSP	32A - 3P + N + ⊕ - 4h ● - ⊕ - compact (32K)	1
TM 3243 SP	32A - 2P + ⊕ - 4h ● - ⊕	1
TM 3244 SP	32A - 3P + ⊕ - 4h ● - ⊕	4
TM 3245 SP	32A - 3P + N + ⊕ - 4h ● - ⊕	4
TM 6343 SP	63A - 2P + ⊕ - 4h ● - ⊕	1
TM 6344 SP	63A - 3P + ⊕ - 4h ● - ⊕	1
TM 6345 SP	63A - 3P + N + ⊕ - 4h ● - ⊕	1

200÷250V ~ - 50 and 60 Hz - blue

TM 1663 SP	16A - 2P + ⊕ - 6h ● - ⊕	9
TM 1694 SP	16A - 3P + ⊕ - 9h ● - ⊕	9
TM 1695 SP	16A - 3P + N + ⊕ - 9h ● - ⊕	9
TM 3263KSP	32A - 2P + ⊕ - 6h ● - ⊕ - compact (32K)	9
TM 3294KSP	32A - 3P + ⊕ - 9h ● - ⊕ - compact (32K)	1
TM 3295KSP	32A - 3P + N + ⊕ - 9h ● - ⊕ - compact (32K)	1
TM 3263 SP	32A - 2P + ⊕ - 6h ● - ⊕	4
TM 3294 SP	32A - 3P + ⊕ - 9h ● - ⊕	1
TM 3295 SP	32A - 3P + N + ⊕ - 9h ● - ⊕	1
TM 6363 SP	63A - 2P + ⊕ - 6h ● - ⊕	1
TM 6394 SP	63A - 3P + ⊕ - 9h ● - ⊕	1
TM 6395 SP	63A - 3P + N + ⊕ - 9h ● - ⊕	1

380÷415V ~ - 50 and 60 Hz - red

TM 1693 SP	16A - 2P + ⊕ - 9h ● - ⊕	9
TM 1664 SP	16A - 3P + ⊕ - 6h ● - ⊕	9
TM 1665 SP	16A - 3P + N + ⊕ - 6h ● - ⊕	9
TM 3293KSP	32A - 2P + ⊕ - 9h ● - ⊕ - compact (32K)	1
TM 3264KSP	32A - 3P + ⊕ - 6h ● - ⊕ - compact (32K)	1
TM 3265KSP	32A - 3P + N + ⊕ - 6h ● - ⊕ - compact (32K)	9
TM 3293 SP	32A - 2P + ⊕ - 9h ● - ⊕	9
TM 3264 SP	32A - 3P + ⊕ - 6h ● - ⊕	1
TM 3265 SP	32A - 3P + N + ⊕ - 6h ● - ⊕	1
TM 6393 SP	63A - 2P + ⊕ - 9h ● - ⊕	1
TM 6364 SP	63A - 3P + ⊕ - 6h ● - ⊕	4
TM 6365 SP	63A - 3P + N + ⊕ - 6h ● - ⊕	4

480÷500V ~ - 50 and 60 Hz - black

TM 1674 SP	16A - 3P + ⊕ - 7h ● - ⊕	1
TM 1675 SP	16A - 3P + N + ⊕ - 7h ● - ⊕	1
TM 3274KSP	32A - 3P + ⊕ - 7h ● - ⊕ - compact (32K)	9
TM 3275KSP	32A - 3P + N + ⊕ - 7h ● - ⊕ - compact (32K)	1
TM 3274 SP	32A - 3P + ⊕ - 7h ● - ⊕	1
TM 3275 SP	32A - 3P + N + ⊕ - 7h ● - ⊕	1
TM 6374 SP	63A - 3P + ⊕ - 7h ● - ⊕	1
TM 6375 SP	63A - 3P + N + ⊕ - 7h ● - ⊕	1

◇ The articles with hour position 6h refer to the rated voltage (2P+⊕/220÷250V ~ - 3P+⊕ and 3P+N+⊕/380÷415V ~)

spare switches

for TM...SP/KSP sockets

PKR 432	4 x 32A - for 16A and 32A (K version) sockets - 3/4/5 poles	1
PKR 480	4 x 80A - for 32A/63A sockets - 3/4/5 poles	1



16A-32K



32A-63A



Assembled modular bases

TM 2345 DT *
(page 50)



*for
TM 16A-32K

TM 2656 DT
(page 50)



**

TM 2956 DT **
(page 50)



** for
TM 32A-TM63A

Accessories for set mounting


back plates
(page 50)



for 1 back plate
(pages 51 - 52)



for 2 back plates



Accessories for board mounting

QP V - QG V



(page 102)

Please refer to the preset system
available on-line at www.ilme.com



TM accessories for socket-outlet combinations

- in insulating thermoplastic self-extinguishing material MIL.BOX® moulded with BC-MUL® technique, grey RAL 7012
- Ⓢ with Italian Quality Mark (in compliance with the Italian standard CEI 23-48, corresponding to the international standard IEC 60670)
- the boxes are supplied not pierced, therefore their degree of protection will change according to the connecting adapter mounted on the boxes.

picture	ILME part No.	description	packaging
---------	---------------	-------------	-----------

accessories for set mounting of interlocked switched socket-outlets with insulating enclosure

modular back plates



TM 1145 TB	predisposed for the assembly of: – distribution enclosures TM 1114 DB – enclosure for modular equipments TM 1114 GB – 16A-32A (K) interlocked switched socket-outlets TM.. IT-IS-IR-SP series – socket-outlets with transformer TM 16220 T1 - TM 16380 T1 dimensions 115 x 450 x 18 mm provided with fixing plugs and screws for mounting of a.m. devices	10
-------------------	---	----

TM 1456 TB	predisposed for the assembly of: – distribution enclosures TM 1114 DB - TM 1414 DB – enclosure for modular equipments TM 1414 GB – 32A-63A interlocked switched socket-outlets TM.. IT-IS-IR-SP series dimensions 145 x 565 x 18 mm provided with fixing plugs and screws for mounting of a.m. devices	10
-------------------	--	----



TM TXT	fixing plug to fit in for modular back plates TM 1145 TB - TM 1456 TB	1
---------------	--	---

assembled modular bases



TM 2345 DT	composed of: – two modular back plates TM 1145 TB – one enclosure for modular equipments TM 2314 GB predisposed for the assembly of: – 16A-32A (K) interlocked switched socket-outlets TM.. IT-IS-IR-SP series – socket-outlets with transformer TM 16220 T1 - TM 16380 T1 dimensions max 230x450x138 mm - Ⓢ (CEI 23-48) predisposed for snap-on fixing of modular equipment up to 10.5 units cover to survey the inside equipment - degree of protection IP66/IP67 (EN 60529) provided with: - sized DIN-rail EN 60715 (CEI 17-78) - a series of small plates to close the unused spaces - screws for the fixing of the sockets	2
-------------------	--	---



TM 2656 DT	composed of: – one plate TM 1145 TB and one plate TM 1456 TB – one enclosure for modular equipments TM 2614 GB predisposed for the assembly of: – interlocked switched socket-outlets TM.. IT-IS-IR-SP series (N° 1 TM 16A or 32A (K) + N° 1 TM 32A or 63A) – socket-outlets with transformer TM 16220 T1 - TM 16380 T1 dimensions max 260x565x138 mm - Ⓢ (CEI 23-48) predisposed for snap-on fixing of modular equipment up to 12 units cover to survey the inside equipment - degree of protection IP66/IP67 (EN 60529) provided with: - sized DIN-rail EN 60715 (CEI 17-78) - a series of small plates to close the unused spaces - screws for the fixing of the sockets	2
-------------------	---	---



TM 2956 DT	composed of: – two modular back plates TM 1456 TB – one enclosure for modular equipments TM 2914 GB predisposed for the assembly of: – 32A-63A interlocked switched socket-outlets TM.. IT-IS-IR-SP series dimensions max 290x565x138 mm - Ⓢ (CEI 23-48) predisposed for snap-on fixing of modular equipment up to 13.5 units cover to survey the inside equipment - degree of protection IP66/IP67 (EN 60529) provided with: - sized DIN-rail EN 60715 (CEI 17-78) - a series of small plates to close the unused spaces - screws for the fixing of the sockets	2
-------------------	--	---



TM accessories for socket-outlet combinations

- in insulating thermoplastic self-extinguishing material MIL.BOX® moulded with BC-MUL® technique, grey RAL 7012
- Ⓢ with Italian Quality Mark (in compliance with the Italian standard CEI 23-48, corresponding to the international standard IEC 60670)
- the boxes are supplied not pierced, therefore their degree of protection will change according to the connecting adapter mounted on the boxes.

picture	ILME part No.	description	packaging
---------	---------------	-------------	-----------

accessories for set mounting of interlocked switched socket-outlets with insulating enclosure

enclosures for modular equipments, with hinged cover



TM 1114 GB ○	<p>pre-disposed for modular equipment, up to 4 units dimensions 115 x 144 x 120 mm - Ⓢ (CEI 23-48) cover to survey the inside equipment mountable on the modular back plate TM 1145 TB provided with: - sized DIN-rail EN 60715 (CEI 17-78) - a series of small plates to close the unused spaces degree of protection IP66/IP67 (EN 60529)</p>	4
------------------------	---	---

TM 1414 GB ●	<p>pre-disposed for modular equipment, up to 5.5 units dimensions 144 x 144 x 120 mm - Ⓢ (CEI 23-48) cover to survey the inside equipment mountable on the modular back plate TM 1456 TB provided with: - sized DIN-rail EN 60715 (CEI 17-78) - a series of small plates to close the unused spaces degree of protection IP66/IP67 (EN 60529)</p>	4
------------------------	---	---



TM 2314 GB ○ + ○	<p>pre-disposed for modular equipment, up to 10.5 units (max 186.5 mm) dimensions 230 x 144 x 120 mm - Ⓢ (CEI 23-48) cover to survey the inside equipment mountable on the two modular back plates TM 1145 TB provided with: - sized DIN-rail EN 60715 (CEI 17-78) - a series of small plates to close the unused spaces degree of protection IP66/IP67 (EN 60529)</p>	2
----------------------------	--	---

TM 2614 GB ● + ○	<p>pre-disposed for modular equipment, up to 12 units (max 215 mm) dimensions 260 x 144 x 120 mm - Ⓢ (CEI 23-48) cover to survey the inside equipment mountable on the two modular back plates TM 1145 TB and TM 1456 TB together provided with: - sized DIN-rail EN 60715 (CEI 17-78) - a series of small plates to close the unused spaces degree of protection IP66/IP67 (EN 60529)</p>	2
----------------------------	---	---

TM 2914 GB ● + ●	<p>pre-disposed for snap-on fixing of modular equipment, up to 13,5 units (max 243.5 mm) dimensions 290 x 144 x 120 mm - Ⓢ (CEI 23-48) cover to survey the inside equipment mountable on the two modular back plates TM 1456 TB provided with: - sized DIN-rail EN 60715 (CEI 17-78) - a series of small plates to close the unused spaces degree of protection IP66/IP67 (EN 60529)</p>	2
----------------------------	--	---



union nipples for enclosures		
FC NP 21	for holes Pg 21	1
FC NP 29	for holes Pg 29	1







TM accessories for socket-outlet combinations

- with Italian Quality Mark (in compliance with the Italian standard CEI 23-48, corresponding to the international standard IEC 60670)
- the boxes are supplied not pierced, therefore their degree of protection will change according to the connecting adapter mounted on the boxes.



picture	ILME part No.	description	packaging
---------	---------------	-------------	-----------


accessories for set mounting of interlocked switched socket-outlets with insulating enclosure

distribution enclosures, with fix cover

	TM 1114 DB ○	<p>preset for mounting on the modular back plate TM 1145 TB</p> <p>– dimensions 115 x 144 x 94.5 mm - (CEI 23-48)</p> <p>in insulating thermoplastic self-extinguishing material MIL.BOX® moulded with BC-MUL® technique, grey RAL 7012</p> <p>the mounting plate can be fixed inside</p> <p>on the cover buttons, signals, etc. can be fixed</p> <p>degree of protection IP66/IP67 (EN 60529)</p>	20
	TM 1414 DB ●	<p>preset for mounting on the modular back plate TM 1456 TB</p> <p>– dimensions 144 x 144 x 94.5 mm - (CEI 23-48)</p> <p>in insulating thermoplastic self-extinguishing material MIL.BOX® moulded with BC-MUL® technique, grey RAL 7012</p> <p>the mounting plate can be fixed inside</p> <p>on the cover buttons, signals, etc. can be fixed</p> <p>degree of protection IP66/IP67 (EN 60529)</p>	20
	TM 2314 DB ○ + ○	<p>preset for mounting on the two modular back plates TM 1145 TB</p> <p>– dimensions 230 x 144 x 94.5 mm - (CEI 23-48)</p> <p>in insulating thermoplastic self-extinguishing material MIL.BOX® moulded with BC-MUL® technique, grey RAL 7012</p> <p>the mounting plate can be fixed inside</p> <p>on the cover buttons, signals, etc. can be fixed</p> <p>degree of protection IP66/IP67 (EN 60529)</p>	2
	TM 2614 DB ● + ○	<p>preset for mounting on the modular back plates TM 1145 TB and TM 1456 TB together</p> <p>– dimensions 260 x 144 x 94.5 mm - (CEI 23-48)</p> <p>in insulating thermoplastic self-extinguishing material MIL.BOX® moulded with BC-MUL® technique, grey RAL 7012</p> <p>the mounting plate can be fixed inside</p> <p>on the cover buttons, signals, etc. can be fixed</p> <p>degree of protection IP66/IP67 (EN 60529)</p>	2
	TM 2914 DB ● + ●	<p>preset for mounting on the two modular back plates TM 1456 TB</p> <p>– dimensions 290 x 144 x 94.5 mm - (CEI 23-48)</p> <p>in insulating thermoplastic self-extinguishing material MIL.BOX® moulded with BC-MUL® technique, grey RAL 7012</p> <p>the mounting plate can be fixed inside</p> <p>on the cover buttons, signals, etc. can be fixed</p> <p>degree of protection IP66/IP67 (EN 60529)</p>	2

zinc plated mounting plates for distribution enclosures

	TM 1114 PF	for distribution enclosures TM 1114 DB	1
	TM 1414 PF	for distribution enclosures TM 1414 DB	1
	TM 2314 PF	for distribution enclosures TM 2314 DB	1
	TM 2614 PF	for distribution enclosures TM 2614 DB	1
	TM 2914 PF	for distribution enclosures TM 2914 DB	1





TM
socket-outlets
for industrial purposes
low voltage

- in compliance with standards CEI EN 60309-1, -2 and -4
- enclosures in insulating thermoplastic self-extinguishing material MIL.BOX® moulded with BC-MUL® technique, colour grey RAL 7012
- with bayonet jointed lid
- padlockable handle, both in O and I position
- mechanical resistance to impacts: 20 J (IK 10 according to EN 62262)
- double mechanical interlock that prevents: turning the switch to the "ON" position when the plug is not inserted and withdrawing the plug when the switch is at the "ON" position
- the switch cannot be switched ON until the fuse carriers' cover has been closed
- with Italian Quality Mark

picture

ILME
part No.

description

packaging

interlocked switched socket-outlets with sectionable fuse carriers
without back box*

fuses not provided

degree of protection IP66/IP67 (EN 60529) - the sockets are supplied not pierced, therefore their degree of protection will change according to the connecting adapter mounted on the boxes

100÷130V ~ - 50 and 60 Hz - yellow

TM 1643 SIS	16A - 2P + ⊕ - 4h ● - fuse carrier 10 x 38 mm - ⊕	1
TM 1644 SIS	16A - 3P + ⊕ - 4h ● - fuse carrier 10 x 38 mm - ⊕	1
TM 1645 SIS	16A - 3P + N + ⊕ - 4h ● - fuse carrier 10 x 38 mm - ⊕	1
TM 3243KSIS	32A - 2P + ⊕ - 4h ● - fuse carrier 10 x 38 mm - ⊕ - compact (32K)	1
TM 3244KSIS	32A - 3P + ⊕ - 4h ● - fuse carrier 10 x 38 mm - ⊕ - compact (32K)	1
TM 3245KSIS	32A - 3P + N + ⊕ - 4h ● - fuse carrier 10 x 38 mm - ⊕ - compact (32K)	1
TM 3243 SIS	32A - 2P + ⊕ - 4h ● - fuse carrier 14 x 51 mm - ⊕	1
TM 3244 SIS	32A - 3P + ⊕ - 4h ● - fuse carrier 14 x 51 mm - ⊕	1
TM 3245 SIS	32A - 3P + N + ⊕ - 4h ● - fuse carrier 14 x 51 mm - ⊕	1
TM 6343 SIS	63A - 2P + ⊕ - 4h ● - fuse carrier 22 x 58 mm - ⊕	1
TM 6344 SIS	63A - 3P + ⊕ - 4h ● - fuse carrier 22 x 58 mm - ⊕	1
TM 6345 SIS	63A - 3P + N + ⊕ - 4h ● - fuse carrier 22 x 58 mm - ⊕	1

200÷250V ~ - 50 and 60 Hz - blue

TM 1663 SIS	16A - 2P + ⊕ - 6h ● - fuse carrier 10 x 38 mm - ⊕◇	9
TM 1694 SIS	16A - 3P + ⊕ - 9h ● - fuse carrier 10 x 38 mm - ⊕	1
TM 1695 SIS	16A - 3P + N + ⊕ - 9h ● - fuse carrier 10 x 38 mm - ⊕	1
TM 3263KSIS	32A - 2P + ⊕ - 6h ● - fuse carrier 10 x 38 mm - ⊕◇ - compact (32K)	1
TM 3294KSIS	32A - 3P + ⊕ - 9h ● - fuse carrier 10 x 38 mm - ⊕ - compact (32K)	1
TM 3295KSIS	32A - 3P + N + ⊕ - 9h ● - fuse carrier 10 x 38 mm - ⊕ - compact (32K)	1
TM 3263 SIS	32A - 2P + ⊕ - 6h ● - fuse carrier 14 x 51 mm - ⊕◇	1
TM 3294 SIS	32A - 3P + ⊕ - 9h ● - fuse carrier 14 x 51 mm - ⊕	1
TM 3295 SIS	32A - 3P + N + ⊕ - 9h ● - fuse carrier 14 x 51 mm - ⊕	1
TM 6363 SIS	63A - 2P + ⊕ - 6h ● - fuse carrier 22 x 58 mm - ⊕◇	1
TM 6394 SIS	63A - 3P + ⊕ - 9h ● - fuse carrier 22 x 58 mm - ⊕	1
TM 6395 SIS	63A - 3P + N + ⊕ - 9h ● - fuse carrier 22 x 58 mm - ⊕	1

380÷415V ~ - 50 and 60 Hz - red

TM 1693 SIS	16A - 2P + ⊕ - 9h ● - fuse carrier 10 x 38 mm - ⊕	1
TM 1664 SIS	16A - 3P + ⊕ - 6h ● - fuse carrier 10 x 38 mm - ⊕◇	9
TM 1665 SIS	16A - 3P + N + ⊕ - 6h ● - fuse carrier 10 x 38 mm - ⊕◇	9
TM 3293KSIS	32A - 2P + ⊕ - 9h ● - fuse carrier 10 x 38 mm - ⊕ - compact (32K)	1
TM 3264KSIS	32A - 3P + ⊕ - 6h ● - fuse carrier 10 x 38 mm - ⊕◇ - compact (32K)	1
TM 3265KSIS	32A - 3P + N + ⊕ - 6h ● - fuse carrier 10 x 38 mm - ⊕◇ - compact (32K)	1
TM 3293 SIS	32A - 2P + ⊕ - 9h ● - fuse carrier 14 x 51 mm - ⊕	1
TM 3264 SIS	32A - 3P + ⊕ - 6h ● - fuse carrier 14 x 51 mm - ⊕◇	1
TM 3265 SIS	32A - 3P + N + ⊕ - 6h ● - fuse carrier 14 x 51 mm - ⊕◇	1
TM 6393 SIS	63A - 2P + ⊕ - 9h ● - fuse carrier 22 x 58 mm - ⊕	1
TM 6364 SIS	63A - 3P + ⊕ - 6h ● - fuse carrier 22 x 58 mm - ⊕◇	1
TM 6365 SIS	63A - 3P + N + ⊕ - 6h ● - fuse carrier 22 x 58 mm - ⊕◇	1

480÷500V ~ - 50 and 60 Hz - black

TM 1674 SIS	16A - 3P + ⊕ - 7h ● - fuse carrier 10 x 38 mm - ⊕	1
TM 1675 SIS	16A - 3P + N + ⊕ - 7h ● - fuse carrier 10 x 38 mm - ⊕	1
TM 3274 SIS	32A - 3P + ⊕ - 7h ● - fuse carrier 14 x 51 mm - ⊕	1
TM 3275 SIS	32A - 3P + N + ⊕ - 7h ● - fuse carrier 14 x 51 mm - ⊕	1
TM 6374 SIS	63A - 3P + ⊕ - 7h ● - fuse carrier 22 x 58 mm - ⊕	1
TM 6375 SIS	63A - 3P + N + ⊕ - 7h ● - fuse carrier 22 x 58 mm - ⊕	1

◇ The articles with hour position 6h refer to the rated voltage (2P+⊕/220÷250V ~ - 3P+⊕ and 3P+N+⊕/380÷415V ~ -)
* To install the TM...SIS/KSIS they have to be prior mounted in a single or multiple box

spare switches

for TM...SIS/KSIS sockets

PKR 432	4 x 32A - for 16A sockets - 3/4/5 poles	1
PKR 480	4 x 80A - for 32A/63A sockets - 3/4/5 poles	1



16A-32K



32A-63A



Accessories for set mounting of TM 16A / 32K sockets

TM 1125 CS (page 56)



TM 1125 CSA (page 56)



TM 2344 T2 (page 57)



TM 2318 P2 (page 57)



TM 3444 T3 (page 57)



TM 3418 P3 (page 57)



TM 1125 CSA25 (page 56)



TM 2318 R2 (page 57)

Accessories for set mounting of TM 32A / 63A

TM 1437 CS (page 56)



TM 1437 CSA (page 56)



TM 1437 CSA40 (page 56)





TM
socket-outlets
for industrial purposes
low voltage

- in compliance with standards CEI EN 60309-1, -2 and -4
- enclosures in insulating thermoplastic self-extinguishing material MIL-BOX[®] moulded with BC-MUL[®] technique, colour grey RAL 7012
- with bayonet jointed lid
- padlockable handle, both in O and I position
- mechanical resistance to impacts: 20 J (IK 10 according to EN 62262)

- double mechanical interlock that prevents: turning the switch to the "ON" position when the plug is not inserted and withdrawing the plug when the switch is at the "ON" position
- the switch cannot be switched ON until the cover of the room for modular equipment has been closed
- with Italian Quality Mark

picture

ILME
part No.

description

packaging

interlocked switched socket-outlets with room for modular equipments
without back box*

degree of protection IP66/IP67 (EN 60529) - the sockets are supplied not pierced, therefore their degree of protection will change according to the connecting adapter mounted on the boxes.

100÷130V ~ - 50 and 60 Hz - yellow

TM 1643 SIR	16A - 2P + ⊕ - 4h - fuse carrier 10 x 38 mm -	1
TM 1644 SIR	16A - 3P + ⊕ - 4h - fuse carrier 10 x 38 mm -	1
TM 1645 SIR	16A - 3P + N + ⊕ - 4h - fuse carrier 10 x 38 mm -	1
TM 3243KSIR	32A - 2P + ⊕ - 4h - fuse carrier 10 x 38 mm - - compact (32K)	1
TM 3244KSIR	32A - 3P + ⊕ - 4h - fuse carrier 10 x 38 mm - - compact (32K)	1
TM 3245KSIR	32A - 3P + N + ⊕ - 4h - fuse carrier 10 x 38 mm - - compact (32K)	1
TM 3243 SIR	32A - 2P + ⊕ - 4h - fuse carrier 14 x 51 mm -	1
TM 3244 SIR	32A - 3P + ⊕ - 4h - fuse carrier 14 x 51 mm -	1
TM 3245 SIR	32A - 3P + N + ⊕ - 4h - fuse carrier 14 x 51 mm -	1
TM 6343 SIR	63A - 2P + ⊕ - 4h - fuse carrier 22 x 58 mm -	1
TM 6344 SIR	63A - 3P + ⊕ - 4h - fuse carrier 22 x 58 mm -	1
TM 6345 SIR	63A - 3P + N + ⊕ - 4h - fuse carrier 22 x 58 mm -	1

200÷250V ~ - 50 and 60 Hz - blue

TM 1663 SIR	16A - 2P + ⊕ - 6h - fuse carrier 10 x 38 mm - ◊	9
TM 1694 SIR	16A - 3P + ⊕ - 9h - fuse carrier 10 x 38 mm -	1
TM 1695 SIR	16A - 3P + N + ⊕ - 9h - fuse carrier 10 x 38 mm -	1
TM 3263KSIR	32A - 2P + ⊕ - 6h - fuse carrier 10 x 38 mm - ◊ - compact (32K)	1
TM 3294KSIR	32A - 3P + ⊕ - 9h - fuse carrier 10 x 38 mm - - compact (32K)	1
TM 3295KSIR	32A - 3P + N + ⊕ - 9h - fuse carrier 10 x 38 mm - - compact (32K)	1
TM 3263 SIR	32A - 2P + ⊕ - 6h - fuse carrier 14 x 51 mm - ◊	1
TM 3294 SIR	32A - 3P + ⊕ - 9h - fuse carrier 14 x 51 mm -	1
TM 3295 SIR	32A - 3P + N + ⊕ - 9h - fuse carrier 14 x 51 mm -	1
TM 6363 SIR	63A - 2P + ⊕ - 6h - fuse carrier 22 x 58 mm - ◊	1
TM 6394 SIR	63A - 3P + ⊕ - 9h - fuse carrier 22 x 58 mm -	1
TM 6395 SIR	63A - 3P + N + ⊕ - 9h - fuse carrier 22 x 58 mm -	1

380÷415V ~ - 50 and 60 Hz - red

TM 1693 SIR	16A - 2P + ⊕ - 9h - fuse carrier 10 x 38 mm -	1
TM 1664 SIR	16A - 3P + ⊕ - 6h - fuse carrier 10 x 38 mm - ◊	9
TM 1665 SIR	16A - 3P + N + ⊕ - 6h - fuse carrier 10 x 38 mm - ◊	9
TM 3293KSIR	32A - 2P + ⊕ - 9h - fuse carrier 10 x 38 mm - - compact (32K)	1
TM 3264KSIR	32A - 3P + ⊕ - 6h - fuse carrier 10 x 38 mm - ◊ - compact (32K)	1
TM 3265KSIR	32A - 3P + N + ⊕ - 6h - fuse carrier 10 x 38 mm - ◊ - compact (32K)	1
TM 3293 SIR	32A - 2P + ⊕ - 9h - fuse carrier 14 x 51 mm -	1
TM 3264 SIR	32A - 3P + ⊕ - 6h - fuse carrier 14 x 51 mm - ◊	1
TM 3265 SIR	32A - 3P + N + ⊕ - 6h - fuse carrier 14 x 51 mm - ◊	1
TM 6393 SIR	63A - 2P + ⊕ - 9h - fuse carrier 22 x 58 mm -	1
TM 6364 SIR	63A - 3P + ⊕ - 6h - fuse carrier 22 x 58 mm - ◊	1
TM 6365 SIR	63A - 3P + N + ⊕ - 6h - fuse carrier 22 x 58 mm - ◊	1

480÷500V ~ - 50 and 60 Hz - black

TM 1674 SIR	16A - 3P + ⊕ - 7h - fuse carrier 10 x 38 mm -	1
TM 1675 SIR	16A - 3P + N + ⊕ - 7h - fuse carrier 10 x 38 mm -	1
TM 3274 SIR	32A - 3P + ⊕ - 7h - fuse carrier 14 x 51 mm -	1
TM 3275 SIR	32A - 3P + N + ⊕ - 7h - fuse carrier 14 x 51 mm -	1
TM 6374 SIR	63A - 3P + ⊕ - 7h - fuse carrier 22 x 58 mm -	1
TM 6375 SIR	63A - 3P + N + ⊕ - 7h - fuse carrier 22 x 58 mm -	1

◊ The articles with hour position 6h refer to the rated voltage (2P+⊕/220÷250V ~ - 3P+⊕ and 3P+N+⊕/380÷415V ~)
* To install the TM...SIR/KSIR they have to be prior mounted in a single or multiple box

spare switches

for TM...SIR/KSIR sockets

PKR 432	4 x 32A - for 16A sockets - 3/4/5 poles	1
PKR 480	4 x 80A - for 32A/63A sockets - 3/4/5 poles	1



16A-32K



32A-63A



Accessories for set mounting of TM 16A / 32K sockets

TM 1125 CS (page 56)



TM 1125 CSA (page 56)



TM 2344 T2 (page 57)




TM 2318 P2 (page 57)



TM 3444 T3 (page 57)



TM 3418 P3 (page 57)



TM 1125 CSA25 (page 56)

TM 2318 R2 (page 57)

TM 3418 R3 (page 57)

Accessories for set mounting of TM 32A / 63A

TM 1437 CS (page 56)



TM 1437 CSA (page 56)

TM 1437 CSA40 (page 56)





TM
socket-outlets
for industrial purposes
low voltage

- in compliance with standards CEI EN 60309-1, -2 and -4
- enclosures in insulating thermoplastic self-extinguishing material MIL.BOX® moulded with BC-MUL® technique, colour grey RAL 7012
- with bayonet jointed lid
- padlockable handle, both in O and I position

- mechanical resistance to impacts: 20 J (IK 10 according to EN 62262)
- double mechanical interlock that prevents: turning the switch to the "ON" position when the plug is not inserted and withdrawing the plug when the switch is at the "ON" position
- with Italian Quality Mark

picture

ILME
part No.

description

packaging

interlocked switched socket-outlets
without back box*

degree of protection IP66/IP67 (EN 60529) - the sockets are supplied not pierced, therefore their degree of protection will change according to the connecting adapter mounted on the boxes.

100±130V ~ - 50 and 60 Hz - yellow

TM 1643 SSP	16A - 2P + ⊕ - 4h ● - ⊕	1
TM 1644 SSP	16A - 3P + ⊕ - 4h ● - ⊕	1
TM 1645 SSP	16A - 3P + N + ⊕ - 4h ● - ⊕	1
TM 3243KSSP	32A - 2P + ⊕ - 4h ● - ⊕ - compact (32K)	1
TM 3244KSSP	32A - 3P + ⊕ - 4h ● - ⊕ - compact (32K)	1
TM 3245KSSP	32A - 3P + N + ⊕ - 4h ● - ⊕ - compact (32K)	1
TM 3243 SSP	32A - 2P + ⊕ - 4h ● - ⊕	1
TM 3244 SSP	32A - 3P + ⊕ - 4h ● - ⊕	1
TM 3245 SSP	32A - 3P + N + ⊕ - 4h ● - ⊕	1
TM 6343 SSP	63A - 2P + ⊕ - 4h ● - ⊕	1
TM 6344 SSP	63A - 3P + ⊕ - 4h ● - ⊕	1
TM 6345 SSP	63A - 3P + N + ⊕ - 4h ● - ⊕	1

200±250V ~ - 50 and 60 Hz - blue

TM 1663 SSP	16A - 2P + ⊕ - 6h ● - ⊕◇	1
TM 1694 SSP	16A - 3P + ⊕ - 9h ● - ⊕	1
TM 1695 SSP	16A - 3P + N + ⊕ - 9h ● - ⊕	1
TM 3263KSSP	32A - 2P + ⊕ - 6h ● - ⊕◇ - compact (32K)	1
TM 3294KSSP	32A - 3P + ⊕ - 9h ● - ⊕ - compact (32K)	1
TM 3295KSSP	32A - 3P + N + ⊕ - 9h ● - ⊕ - compact (32K)	1
TM 3263 SSP	32A - 2P + ⊕ - 6h ● - ⊕◇	1
TM 3294 SSP	32A - 3P + ⊕ - 9h ● - ⊕	1
TM 3295 SSP	32A - 3P + N + ⊕ - 9h ● - ⊕	1
TM 6363 SSP	63A - 2P + ⊕ - 6h ● - ⊕◇	1
TM 6394 SSP	63A - 3P + ⊕ - 9h ● - ⊕	1
TM 6395 SSP	63A - 3P + N + ⊕ - 9h ● - ⊕	1

380±415V ~ - 50 and 60 Hz - red

TM 1693 SSP	16A - 2P + ⊕ - 9h ● - ⊕	1
TM 1664 SSP	16A - 3P + ⊕ - 6h ● - ⊕◇	1
TM 1665 SSP	16A - 3P + N + ⊕ - 6h ● - ⊕◇	1
TM 3293KSSP	32A - 2P + ⊕ - 9h ● - ⊕ - compact (32K)	1
TM 3264KSSP	32A - 3P + ⊕ - 6h ● - ⊕◇ - compact (32K)	1
TM 3265KSSP	32A - 3P + N + ⊕ - 6h ● - ⊕◇ - compact (32K)	1
TM 3293 SSP	32A - 2P + ⊕ - 9h ● - ⊕	1
TM 3264 SSP	32A - 3P + ⊕ - 6h ● - ⊕◇	1
TM 3265 SSP	32A - 3P + N + ⊕ - 6h ● - ⊕◇	1
TM 6393 SSP	63A - 2P + ⊕ - 9h ● - ⊕	1
TM 6364 SSP	63A - 3P + ⊕ - 6h ● - ⊕◇	1
TM 6365 SSP	63A - 3P + N + ⊕ - 6h ● - ⊕◇	1

480±500V ~ - 50 and 60 Hz - black

TM 1674 SSP	16A - 3P + ⊕ - 7h ● - ⊕	1
TM 1675 SSP	16A - 3P + N + ⊕ - 7h ● - ⊕	1
TM 3274KSSP	32A - 3P + ⊕ - 7h ● - ⊕ - compact (32K)	1
TM 3275KSSP	32A - 3P + N + ⊕ - 7h ● - ⊕ - compact (32K)	1
TM 3274 SSP	32A - 3P + ⊕ - 7h ● - ⊕	1
TM 3275 SSP	32A - 3P + N + ⊕ - 7h ● - ⊕	1
TM 6374 SSP	63A - 3P + ⊕ - 7h ● - ⊕	1
TM 6375 SSP	63A - 3P + N + ⊕ - 7h ● - ⊕	1

◇ The articles with hour position 6h refer to the rated voltage (2P+⊕/220±250V ~ - 3P+⊕ and 3P+N+⊕/380±415V ~)
* To install the TM...SSP/KSSP, they have to be prior mounted in a single or multiple box

spare switches

for TM...SSP/KSSP sockets

PKR 432	4 x 32A - for 16A sockets - 3/4/5 poles	1
PKR 480	4 x 80A - for 32A/63A sockets - 3/4/5 poles	1

socket-outlets with safety transformer - 144 VA continuous service
without back-box*

for class III lighting apparatus
in compliance with standard EN 60742 (class, CEI 96-2)
degree of protection IP66/IP67 (EN 60529) - the sockets are supplied not pierced, therefore their degree of protection will change according to the connecting adapter mounted on the boxes
with bayonet jointed lid
primary switched by plug insertion

**self-protected toroidal transformer with automatic re-start
according to EN 60742 - 144 VA continuous service**

TM 16220 ST1	16A - 2P ● - 24V~ - 50 and 60 Hz - transf. 230/24V	2
TM 16380 ST1	16A - 2P ● - 24V~ - 50 and 60 Hz - transf. 400/24V	2

* To install the TM...ST1, they have to be prior mounted in a single or multiple box



16A-32K



32A-63A



16A






TM distribution system

- all components (modules, boxes, covers, etc.) are in insulating thermoplastic self-extinguishing material MIL-BOX® moulded with BC-MUL® technique, colour grey RAL 7012
- threaded seats, unlosable screws
- gaskets in anti-ageing rubber, resistant to oil
- their degree of protection will change according to the connecting adapter mounted on the boxes

picture	ILME part No.	description	packaging
---------	---------------	-------------	-----------

complements and accessories for TM socket-outlets without base box

single box

	TM 1125 CS	dimensions 114x255x50 mm for TM 16A/32K SIS/SIR/SSP and TM 16220 ST1/TM16380 ST1 sockets ⊗ (CEI 23-48)	10
	TM 1125 CSA	dimensions 114x255x75 mm, for TM 16A/32K SIS/SIR/SSP and TM 16220 ST1/TM16380 ST1 sockets can be pierced for bottom cable entry	
	TM 1125CSA25	dimensions 114x255x75 mm, for TM 16A/32K SIS/SIR/SSP and TM 16220 ST1/TM16380 ST1 sockets M25 hole for bottom cable entry	
	TM 1437 CS	dimensions 144x237x70 mm, for TM 32A/63A SIS/SIR/SSP sockets	
	TM 1437 CSA	dimensions 144x237x95 mm, for TM 32A/63A SIS/SIR/SSP sockets can be pierced for bottom cable entry	
	TM 1437CSA40	dimensions 144x237x95 mm, for TM 32A/63A SIS/SIR/SSP sockets M40 hole for bottom cable entry	





TM distribution system

- all components (modules, boxes, covers, etc.) are in insulating thermoplastic self-extinguishing material MIL.BOX[®] moulded with BC-MUL[®] technique, colour grey RAL 7012
- threaded seats, unlosable screws
- gaskets in anti-ageing rubber, resistant to oil
- with Italian Quality Mark (in compliance with the Italian standard CEI 23-48, corresponding to the international standard IEC 60670)
- the boxes are supplied not pierced, therefore their degree of protection will change according to the connecting adapter mounted on the boxes.

picture	ILME part No.	description	packaging
---------	---------------	-------------	-----------

complementary parts and accessories of the TM system

multiple boxes

	TM 2344 T2	double box	4
	TM 3444 T3	triple box	2



for interlocked switched sockets TM.. SIT-SIS-SIR-SSP 16A-32A (K) and socket-outlets with safety transformer TM ... ST1 series
 (CEI 23-48)

single cover

	TM 1125 P	to close unused spaces, as cover of equipment mounted on the back plate or as support for board accessories, it is equipped with gasket and stainless steel fixing screws (CEI 23-48)	5
--	------------------	--	---



smooth covers for multiple boxes

TM 2318 P2	to close the connecting zone of the double box	4
TM 3418 P3	to close the connecting zone of the triple box equipped with gasket, stainless steel fixing screws, sized rail DIN EN 60715 (CEI 17-78) and with fixing screws (CEI 23-48)	2

covers for mounting modular equipment on multiple boxes

	TM 2318 R2	to close the connecting zone of the double box with room for modular equipments (up to 10 units) and hinged cover	4
	TM 3418 R3	to close the connecting zone of the triple box with room for modular equipments (up to 16.5 units) and hinged cover	2

equipped with gaskets, stainless steel blocking screws sized DIN-rail EN 60715 (CEI 17-78) and with fixing screws, a series of small plates to close the unused spaces
 (CEI 23-48)

single module box mounting plate

	TM 1125 PF	to be mounted on the bottom of the double or triple box in zinc plated steel	1
--	-------------------	--	---

safety block with key

	BC CHT	to lock the cover TM 2318 R2 and TM 3418 R3 supplied with two keys	1
--	---------------	--	---

plates for empty spaces

	BC FR 62	to close empty modular spaces it comprises fractions of modules 17.5 mm (6 of $\frac{3}{4}$ + 2 of $\frac{1}{4}$ of modules)	1
--	-----------------	--	---

union nipples for enclosures

	FC NP 29	for holes Pg 29	10
	FC NP 36	for holes Pg 36	10

TM devices, when mounted on their boxes, keep IP66/IP67 degree of protection.



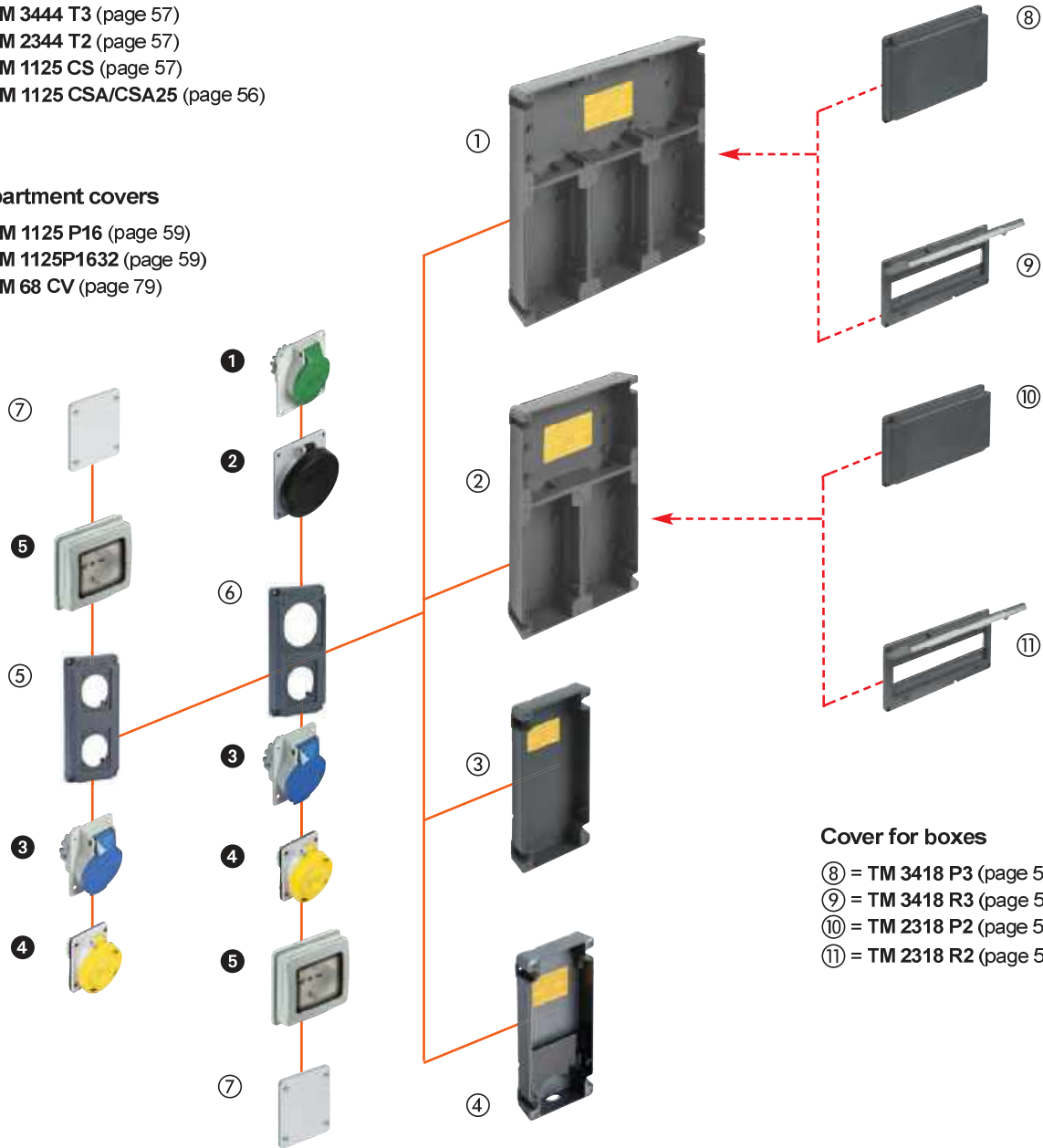
TM series overview

FM series enclosures

- ① = TM 3444 T3 (page 57)
- ② = TM 2344 T2 (page 57)
- ③ = TM 1125 CS (page 57)
- ④ = TM 1125 CSA/CSA25 (page 56)

Compartment covers

- ⑤ = TM 1125 P16 (page 59)
- ⑥ = TM 1125P1632 (page 59)
- ⑦ = FM 68 CV (page 79)



Cover for boxes

- ⑧ = TM 3418 P3 (page 57)
- ⑨ = TM 3418 R3 (page 57)
- ⑩ = TM 2318 P2 (page 57)
- ⑪ = TM 2318 R2 (page 57)

Complementary parts

ref.	type	distance between fixing holes in mm	flange	field of application	item identification	nominal current	protection rating	catalogue index
①	inclined socket-outlets	77 x 85 B	90 x 100	low voltage	types PE...PIF/PI	16A and 32A	IP44	pages 60-61
②	inclined socket-outlets	77 x 85 B	90 x 100	low voltage	types PEW...PIF/PI	16A and 32A	IP67	pages 60-61
③	inclined socket-outlets	52 x 60 A	64 x 82	low voltage	types PE...PI	16A	IP44	page 61
④	inclined socket-outlets	52 x 60 A	64 x 82	low voltage	types PEW...PI	16A	IP67	page 61
⑤	domestic insert carrier	52 x 60 A	64 x 82	low voltage	type GW 27042	—	—	—



TM
distribution
system

- body, insert and spring lid in MIL.BOX® self-extinguishing thermoplastic material, BC-MUL® moulding technique, RAL 7012 grey
- gaskets in anti-ageing rubber, resistant to oil
- provided with fixing screws for covers/socket-outlets
- with ® Italian Quality Mark (CEI 23-48, CEI 23-49)

picture	ILME part No.	description	packaging
---------	---------------	-------------	-----------

TM system complements and accessories

NEW



TM 1125 P16

cover with housing for flush-mounting socket-outlets

holes for 2 inclined flush-mounting socket-outlets with flange 64x82 mm **A** (see page 61) or 2 domestic insert carriers GW 27042 - ® (CEI 23-48, CEI 23-49)

1

NEW



TM 1125P1632

cover with 2 housings for flush-mounting socket-outlets

holes for 1 inclined flush-mounting socket-outlet with flange 64x82 mm **A** or 1 domestic insert carrier GW 27042 and 1 inclined flush-mounting socket-outlet with flange 90x100 **B** (see page 60) - ® (CEI 23-48, CEI 23-49)

1





pluso
plugs and socket-outlets
for industrial purposes
low voltage

- in compliance with European standards EN 60309-1 and -2
- body, insert and spring lid in insulating thermoplastic self-extinguishing material
- flange with anti-aging gasket
- bag of fixing screws provided with FM boxes: page 77
- splashproof types: spring lid
- watertight types: spring lid with locking ring and gasket
- with Italian Quality Mark

picture	ILME part No.	description	packaging
---------	---------------	-------------	-----------

inclined flush-mounting sockets - splashproof IP44 (EN 60529)



16A


100÷130V ~ - 50 and 60 Hz - yellow			
PE 1643 PIF	16A - 2P + ⊕ - 4h	● - flange 90x100 mm -	10
PE 1644 PIF	16A - 3P + ⊕ - 4h	● - flange 90x100 mm -	10
200÷250V ~ - 50 and 60 Hz - blue			
PE 1663 PIF	16A - 2P + ⊕ - 6h	● - flange 90x100 mm -	10
PE 1694 PIF	16A - 3P + ⊕ - 9h	● - flange 90x100 mm -	10
380÷415V ~ - 50 and 60 Hz - red			
PE 1693 PIF	16A - 2P + ⊕ - 9h	● - flange 90x100 mm -	10
PE 1664 PIF	16A - 3P + ⊕ - 6h	● - flange 90x100 mm -	10
480÷500V ~ - 50 and 60 Hz - black			
PE 1674 PIF	16A - 3P + ⊕ - 7h	● - flange 90x100 mm -	10

inclined flush-mounting sockets - watertight IP67 (EN 60529)



16A

100÷130V ~ - 50 and 60 Hz - yellow			
PEW 1643 PIF	16A - 2P + ⊕ - 4h	● - flange 90x100 mm -	10
PEW 1644 PIF	16A - 3P + ⊕ - 4h	● - flange 90x100 mm -	10
200÷250V ~ - 50 and 60 Hz - blue			
PEW 1663 PIF	16A - 2P + ⊕ - 6h	● - flange 90x100 mm -	10
PEW 1694 PIF	16A - 3P + ⊕ - 9h	● - flange 90x100 mm -	10
380÷415V ~ - 50 and 60 Hz - red			
PEW 1693 PIF	16A - 2P + ⊕ - 9h	● - flange 90x100 mm -	10
PEW 1664 PIF	16A - 3P + ⊕ - 6h	● - flange 90x100 mm -	10
480÷500V ~ - 50 and 60 Hz - black			
PEW 1674 PIF	16A - 3P + ⊕ - 7h	● - flange 90x100 mm -	10



For technical data sheets and further information please refer to the technical catalogues available at www.ilme.com



pluso
plugs and socket-outlets
for industrial purposes
low voltage

- in compliance with European standards EN 60309-1 and -2
- body, insert and spring lid in insulating thermoplastic self-extinguishing material
- flange with anti-aging gasket
- bag of fixing screws provided with FM boxes: page 77
- splashproof types: spring lid
- watertight types: spring lid with locking ring and gasket
- with Italian Quality Mark

picture

ILME part No.

description

packaging



16A-32A

inclined flush-mounting sockets - splashproof IP44 (EN 60529)

100÷130V ~ - 50 and 60 Hz - yellow			
PE 1643 PI	16A - 2P + ⊕	- 4h ● - flange 64x82 mm - ⊕ A	10
PE 1644 PI	16A - 3P + ⊕	- 4h ● - flange 64x82 mm - ⊕ A	10
PE 1645 PI	16A - 3P + N + ⊕	- 4h ● - flange 90x100 mm - ⊕ B	10
PE 3243 PI	32A - 2P + ⊕	- 4h ● - flange 90x100 mm - ⊕ B	10
PE 3244 PI	32A - 3P + ⊕	- 4h ● - flange 90x100 mm - ⊕ B	10
PE 3245 PI	32A - 3P + N + ⊕	- 4h ● - flange 90x100 mm - ⊕ B	10
200÷250V ~ - 50 and 60 Hz - blue			
PE 1663 PI	16A - 2P + ⊕	- 6h ● - flange 64x82 mm - ⊕ A ◇	20
PE 1694 PI	16A - 3P + ⊕	- 9h ● - flange 64x82 mm - ⊕ A	10
PE 1695 PI	16A - 3P + N + ⊕	- 9h ● - flange 90x100 mm - ⊕ B	10
PE 3293 PI	32A - 2P + m	- 6h ● - flange 90x100 mm - ⊕ B ◇	10
PE 3294 PI	32A - 3P + ⊕	- 9h ● - flange 90x100 mm - ⊕ B	10
PE 3295 PI	32A - 3P + N + ⊕	- 9h ● - flange 90x100 mm - ⊕ B	10
380÷415V ~ - 50 and 60 Hz - red			
PE 1693 PI	16A - 2P + ⊕	- 9h ● - flange 64x82 mm - ⊕ A	10
PE 1664 PI	16A - 3P + ⊕	- 6h ● - flange 64x82 mm - ⊕ A ◇	10
PE 1665 PI	16A - 3P + N + ⊕	- 6h ● - flange 90x100 mm - ⊕ B ◇	10
PE 3293 PI	32A - 2P + ⊕	- 9h ● - flange 90x100 mm - ⊕ B	10
PE 3264 PI	32A - 3P + ⊕	- 6h ● - flange 90x100 mm - ⊕ B ◇	10
PE 3265 PI	32A - 3P + N + ⊕	- 6h ● - flange 90x100 mm - ⊕ B ◇	10
480÷500V ~ - 50 and 60 Hz - black			
PE 1674 PI	16A - 3P + ⊕	- 7h ● - flange 64x82 mm - ⊕ B	10
PE 1675 PI	16A - 3P + N + ⊕	- 7h ● - flange 90x100 mm - ⊕ B	10
PE 3274 PI	32A - 3P + ⊕	- 7h ● - flange 90x100 mm - ⊕ B	10
PE 3275 PI	32A - 3P + N + ⊕	- 7h ● - flange 90x100 mm - ⊕ B	10




16A-32A
63A-125A

inclined flush-mounting sockets - watertight IP67 (EN 60529)

100÷130V ~ - 50 and 60 Hz - yellow			
PEW 1643 PI	16A - 2P + ⊕	- 4h ● - flange 64x82 mm - ⊕ A	10
PEW 1644 PI	16A - 3P + ⊕	- 4h ● - flange 64x82 mm - ⊕ A	10
PEW 1645 PI	16A - 3P + N + ⊕	- 4h ● - flange 90x100 mm - ⊕ B	10
PEW 3243 PI	32A - 2P + ⊕	- 4h ● - flange 90x100 mm - ⊕ B	10
PEW 3244 PI	32A - 3P + ⊕	- 4h ● - flange 90x100 mm - ⊕ B	10
PEW 3245 PI	32A - 3P + N + ⊕	- 4h ● - flange 90x100 mm - ⊕ B	10
200÷250V ~ - 50 and 60 Hz - blue			
PEW 1663 PI	16A - 2P + ⊕	- 6h ● - flange 64x82 mm - ⊕ A ◇	10
PEW 1694 PI	16A - 3P + ⊕	- 9h ● - flange 64x82 mm - ⊕ A	10
PEW 1695 PI	16A - 3P + N + ⊕	- 9h ● - flange 90x100 mm - ⊕ B	10
PEW 3263 PI	32A - 2P + ⊕	- 6h ● - flange 90x100 mm - ⊕ B	10
PEW 3294 PI	32A - 3P + ⊕	- 9h ● - flange 90x100 mm - ⊕ B	10
PEW 3295 PI	32A - 3P + N + ⊕	- 9h ● - flange 90x100 mm - ⊕ B	10
380÷415V ~ - 50 and 60 Hz - red			
PEW 1693 PI	16A - 2P + ⊕	- 9h ● - flange 64x82 mm - ⊕ A	10
PEW 1664 PI	16A - 3P + ⊕	- 6h ● - flange 64x82 mm - ⊕ A ◇	10
PEW 1665 PI	16A - 3P + N + ⊕	- 6h ● - flange 90x100 mm - ⊕ B ◇	10
PEW 3293 PI	32A - 2P + ⊕	- 9h ● - flange 90x100 mm - ⊕ B	10
PEW 3264 PI	32A - 3P + ⊕	- 6h ● - flange 90x100 mm - ⊕ B ◇	10
PEW 3265 PI	32A - 3P + N + ⊕	- 6h ● - flange 90x100 mm - ⊕ B ◇	10
480÷500V ~ - 50 and 60 Hz - black			
PEW 1674 PI	16A - 3P + ⊕	- 7h ● - flange 64x82 mm - ⊕ B	10
PEW 1675 PI	16A - 3P + N + ⊕	- 7h ● - flange 90x100 mm - ⊕ B	10
PEW 3274 PI	32A - 3P + ⊕	- 7h ● - flange 90x100 mm - ⊕ B	10
PEW 3275 PI	32A - 3P + N + ⊕	- 7h ● - flange 90x100 mm - ⊕ B	10

◇ The articles with hour position 6h refer to the rated voltage (2P+⊕/220÷250V ~ - 3P+⊕ and 3P+N+⊕/380÷415V ~) 16A and 32A versions with nickel-plated contacts can be supplied on request
Other executions not listed here but foreseen by the norm can be supplied on request.





TM-Ex
overview of socket-outlets
with mechanical interlock



wall-mounting,
with single box

for assembly
in single or multiple boxes



TM...ISX



16A

TM...SISX



16A

TM...SPX



63A

TM...SPX/KSPX



16A / 32K

TM...SSPX/KSSPX



16A / 32K

pluso -Ex



All of the ATEX interlocked sockets in the TM-Ex series must only power devices equipped with a corresponding Ex power plug, preferably ILME series PLUSO-Ex.



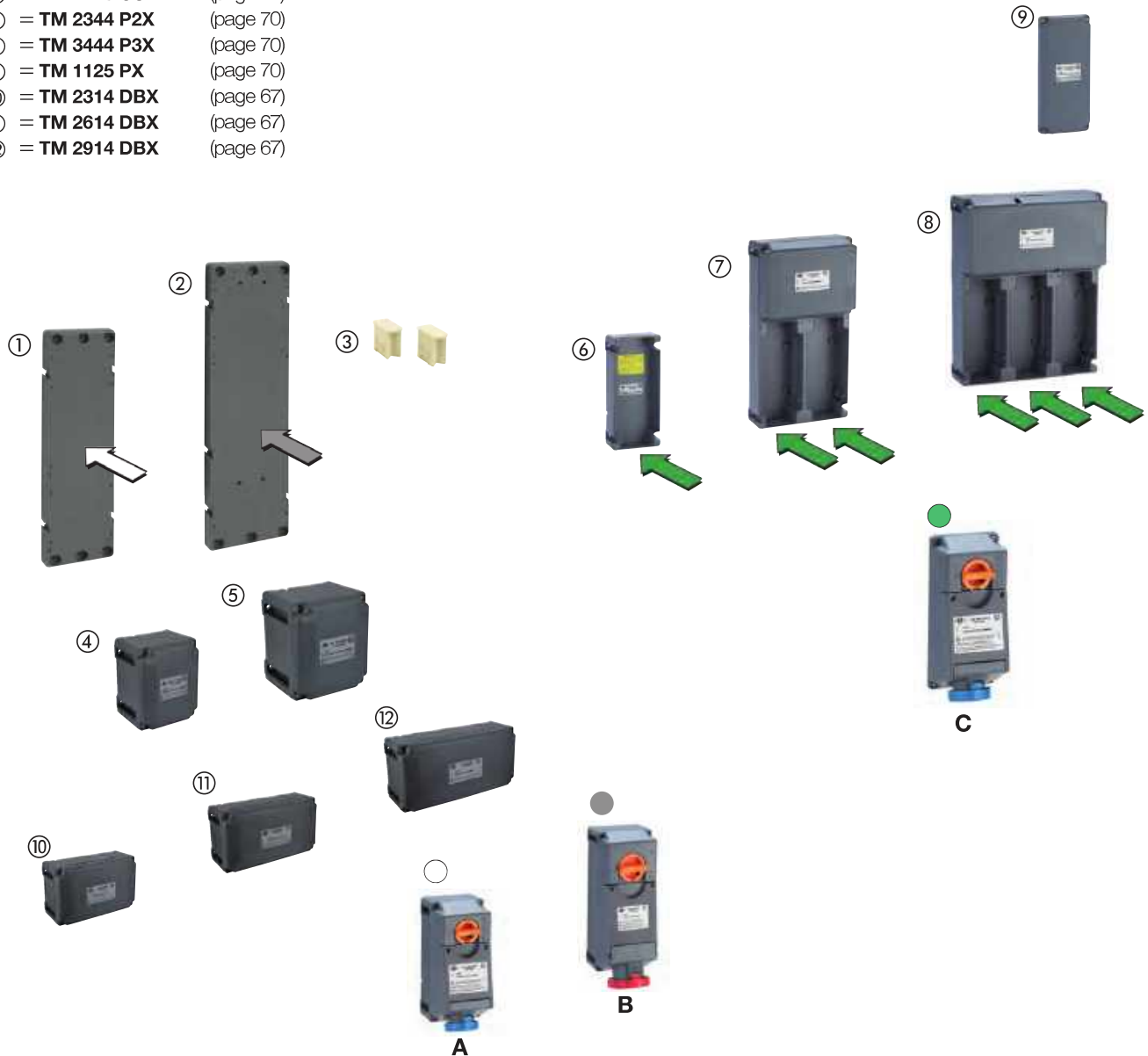
TM-Ex

overview of socket-outlets
complementary parts for group mounting



TM accessories

- ① = **TM 1145 TB** (page 50)
- ② = **TM 1456 TB** (page 50)
- ③ = **TM TXT** (page 50)
- ④ = **TM 1114 DBX** (page 67)
- ⑤ = **TM 1414 DBX** (page 67)
- ⑥ = **TM 1125 CSX** (page 70)
- ⑦ = **TM 2344 P2X** (page 70)
- ⑧ = **TM 3444 P3X** (page 70)
- ⑨ = **TM 1125 PX** (page 70)
- ⑩ = **TM 2314 DBX** (page 67)
- ⑪ = **TM 2614 DBX** (page 67)
- ⑫ = **TM 2914 DBX** (page 67)



Legend

The list above shows all the possible combinations of socket-outlets, back plates and enclosures that can be used to configure distribution systems. The coloured point near to the socket-outlets indicates their size, while the arrows (in the matching colour) indicate the assembly options.

- **A** = Socket-outlets with 255 x 114 mm fixing base (TM 16A and 32K)
- **B** = Socket-outlets with 370 x 144 mm fixing base (TM 32A and 63A)
- **C** = Socket-outlets without fixing base



TM-Ex
plugs
for industrial purposes
low voltage

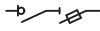
- compliant with ATEX CEI EN 60079-0 and CEI EN 60079-31 (dusts)
- compliant with CEI EN 60309-1, -2 and - 4
- in MIL.BOX® self-extinguishing thermoplastic material, BC-MUL® moulding technique, RAL 7012 grey
- cable entry with drilling template
- lockable knob in positions 0 and I
- 63A types with pilot contact
- mechanical interlock that prevents: turning the switch to the "ON" position when the plug is not inserted and withdrawing the plug when the switch is at the "ON" position
- mechanical resistance to impacts: 20 J (IK 10 as EN 62262)

picture

ILME part No.

description

packaging



interlocked socket-outlets with sectionable fuse carrier insulating enclosure

fuses not provided

IP66/IP67 degree of protection (CEI EN 60529) - the sockets are supplied not pierced, therefore their degree of protection will change according to the connecting adapter mounted on the boxes.

NEW



16A

100÷130V ~ - 50 and 60 Hz - yellow

TM 1643 ISX	16A - 2P + ⊕ - 4h ● - fuse carriers 10 x 38 mm	1
TM 1644 ISX	16A - 3P + ⊕ - 4h ● - fuse carriers 10 x 38 mm	1
TM 1645 ISX	16A - 3P + N + ⊕ - 4h ● - fuse carriers 10 x 38 mm	1
TM 3243 ISX	32A - 2P + ⊕ - 4h ● - fuse carriers 14 x 51 mm	1
TM 3244 ISX	32A - 3P + ⊕ - 4h ● - fuse carriers 14 x 51 mm	1
TM 3245 ISX	32A - 3P + N + ⊕ - 4h ● - fuse carriers 14 x 51 mm	1
TM 6343 ISX	63A - 2P + ⊕ - 4h ● - fuse carriers 22 x 58 mm	1
TM 6344 ISX	63A - 3P + ⊕ - 4h ● - fuse carriers 22 x 58 mm	1
TM 6345 ISX	63A - 3P + N + ⊕ - 4h ● - fuse carriers 22 x 58 mm	1

200÷250V ~ - 50 and 60 Hz - blue

TM 1663 ISX	16A - 2P + ⊕ - 6h ● - fuse carriers 10 x 38 mm - ◇	9
TM 1694 ISX	16A - 3P + ⊕ - 9h ● - fuse carriers 10 x 38 mm	1
TM 1695 ISX	16A - 3P + N + ⊕ - 9h ● - fuse carriers 10 x 38 mm	1
TM 3263 ISX	32A - 2P + ⊕ - 6h ● - fuse carriers 14 x 51 mm - ◇	1
TM 3294 ISX	32A - 3P + ⊕ - 9h ● - fuse carriers 14 x 51 mm	1
TM 3295 ISX	32A - 3P + N + ⊕ - 9h ● - fuse carriers 14 x 51 mm	1
TM 6363 ISX	63A - 2P + ⊕ - 6h ● - fuse carriers 22 x 58 mm - ◇	1
TM 6394 ISX	63A - 3P + ⊕ - 9h ● - fuse carriers 22 x 58 mm	1
TM 6395 ISX	63A - 3P + N + ⊕ - 9h ● - fuse carriers 22 x 58 mm	1

NEW



32A-63A

380÷415V ~ - 50 and 60 Hz - red

TM 1693 ISX	16A - 2P + ⊕ - 9h ● - fuse carriers 10 x 38 mm	1
TM 1664 ISX	16A - 3P + ⊕ - 6h ● - fuse carriers 10 x 38 mm - ◇	9
TM 1665 ISX	16A - 3P + N + ⊕ - 6h ● - fuse carriers 10 x 38 mm - ◇	9
TM 3293 ISX	32A - 2P + ⊕ - 9h ● - fuse carriers 14 x 51 mm	1
TM 3264 ISX	32A - 3P + ⊕ - 6h ● - fuse carriers 14 x 51 mm - ◇	1
TM 3265 ISX	32A - 3P + N + ⊕ - 6h ● - fuse carriers 14 x 51 mm - ◇	1
TM 6393 ISX	63A - 2P + ⊕ - 9h ● - fuse carriers 22 x 58 mm	1
TM 6364 ISX	63A - 3P + ⊕ - 6h ● - fuse carriers 22 x 58 mm - ◇	1
TM 6365 ISX	63A - 3P + N + ⊕ - 6h ● - fuse carriers 22 x 58 mm - ◇	1

◇The articles with hour position 6h refer to the rated voltage (2P+⊕/220÷250V ~ - 3P+⊕ and 3P+N+⊕/380÷415V ~)



II 3D

Ex tc IIIC T65 °C Dc IP66/IP67 X

Atex coupler plugs

PEW...SVX (page 71)



PEW...SVX (page 71)



Accessories for set mounting

back plates (page 66)

with 1 back plate (page 67)

with 2 back plates (page 67)





**TM-Ex
plugs
for industrial purposes
low voltage**

- compliant with ATEX CEI EN 60079-0 and CEI EN 60079-31 (dusts)
- compliant with CEI EN 60309-1, -2 and - 4
- in MIL.BOX® self-extinguishing thermoplastic material, BC-MUL® moulding technique, RAL 7012 grey
- cable entry with drilling template
- lockable knob in positions 0 and I
- 63A types with pilot contact
- mechanical interlock that prevents: turning the switch to the "ON" position when the plug is not inserted and withdrawing the plug when the switch is at the "ON" position
- mechanical resistance to impacts: 20 J (IK 10 as EN 62262)

picture

ILME part No.

description

packaging



**interlocked socket-outlets without sectionable fuse carrier
insulating enclosure**

IP66/IP67 degree of protection (CEI EN 60529) - the sockets are supplied not pierced, therefore their degree of protection will change according to the connecting adapter mounted on the boxes.

100÷130V ~ - 50 and 60 Hz - yellow

TM 1643 SPX	16A - 2P + ⊕ - 4h ●	1
TM 1644 SPX	16A - 3P + ⊕ - 4h ●	1
TM 1645 SPX	16A - 3P + N + ⊕ - 4h ●	1
TM 3243KSPX	32A - 2P + ⊕ - 4h ● - compact (32K)	1
TM 3244KSPX	32A - 3P + ⊕ - 4h ● - compact (32K)	1
TM 3245KSPX	32A - 3P + N + ⊕ - 4h ● - compact (32K)	1
TM 6343 SPX	63A - 2P + ⊕ - 4h ●	1
TM 6344 SPX	63A - 3P + ⊕ - 4h ●	1
TM 6345 SPX	63A - 3P + N + ⊕ - 4h ●	1

200÷250V ~ - 50 and 60 Hz - blue

TM 1663 SPX	16A - 2P + ⊕ - 6h ● - ◇	1
TM 1694 SPX	16A - 3P + ⊕ - 9h ●	1
TM 1695 SPX	16A - 3P + N + ⊕ - 9h ●	1
TM 3263KSPX	32A - 2P + ⊕ - 6h ● - ◇ - compact (32K)	1
TM 3294KSPX	32A - 3P + ⊕ - 9h ● - compact (32K)	1
TM 3295KSPX	32A - 3P + N + ⊕ - 9h ● - compact (32K)	1
TM 6363 SPX	63A - 2P + ⊕ - 6h ● - ◇	1
TM 6394 SPX	63A - 3P + ⊕ - 9h ●	1
TM 6395 SPX	63A - 3P + N + ⊕ - 9h ●	1

380÷415V ~ - 50 and 60 Hz - red

TM 1693 SPX	16A - 2P + ⊕ - 9h ●	1
TM 1664 SPX	16A - 3P + ⊕ - 6h ● - ◇	1
TM 1665 SPX	16A - 3P + N + ⊕ - 6h ● - ◇	1
TM 3293KSPX	32A - 2P + ⊕ - 9h ● - compact (32K)	1
TM 3264KSPX	32A - 3P + ⊕ - 6h ● - ◇ - compact (32K)	1
TM 3265KSPX	32A - 3P + N + ⊕ - 6h ● - ◇ - compact (32K)	1
TM 6393 SPX	63A - 2P + ⊕ - 9h ●	1
TM 6364 SPX	63A - 3P + ⊕ - 6h ● - ◇	1
TM 6365 SPX	63A - 3P + N + ⊕ - 6h ● - ◇	1



16A-32K




63A

NEW


NEW

◇ The articles with hour position 6h refer to the rated voltage (2P+⊕/220÷250V ~ - 3P+⊕ and 3P+N+⊕/380÷415V ~)




II 3D
Ex tc IIIC T65 °C Dc IP66/IP67 X

Atex coupler plugs




PEW...SVX
(page 71)




PEW...SVX
(page 71)


Accessories for set mounting



back plates
(page 66)



with 1 back plate
(page 67)



with 2 back plates
(page 67)



TM-Ex complementary parts for groups

- MIL.BOX® self-extinguishing thermoplastic material, BC-MUL® moulding technique, RAL 7012 grey

picture	ILME part No.	description	packaging
---------	---------------	-------------	-----------

complementary parts for groups of interlocked socket-outlets insulating enclosure

modular back plates



TM 1145 TB	<p>predisposed for the assembly of:</p> <ul style="list-style-type: none"> - distribution enclosures TM 1114 DBX - 16A-32A (K) interlocked switched socket-outlets TM.. IS-SPX series <p>dimensions 115 x 450 x 18 mm fitted block with fixing plugs and screws for mounting of a.m. devices</p>	10
-------------------	--	----

TM 1456 TB	<p>predisposed for the assembly of:</p> <ul style="list-style-type: none"> - distribution enclosures TM 1114 DBX - TM 1414 DBX - 16A-32A interlocked switched socket-outlets TM.. IS-SPX series <p>dimensions 145 x 565 x 18 mm fitted block with fixing plugs and screws for mounting of a.m. devices</p>	10
-------------------	--	----



TM TXT	fixing plugs for plates TM 1145 TB - TM 1456 TB	1
---------------	--	---

NEW



Ex complete insulating cable gland

Protection degree in accordance with (EN 60529) IP66/IP68, IP66 5 bar 30°
in thermoplastic material, temperature range -40 °C / + 75 °C, metric threading in accordance with EN 60423 and EN 50262

AW M25INX	complete insulating cable gland for Ø 7,0 - 17,0 mm thread M 25 cables	50
AW M32INX	complete insulating cable gland for Ø 13,0 - 21,0 mm thread M 32 cables	25
AW M40INX	complete insulating cable gland for Ø 17,0 - 28,0 mm thread M 40 cables	10
AW M50INX	complete insulating cable gland for Ø 23,0 - 35,0 mm thread M 50 cables	4

- ⊕ II 2 G Ex and II
- ⊕ II 2 D Ex tD A21 IP68

NEW



Ex lock nuts

lock nuts in nickel-plated brass

AW M25NX	for M 25 thread	100
AW M32NX	for M 32 thread	100
AW M40NX	for M 40 thread	50
AW M50NX	for M 50 thread	50



TM-Ex complementary parts for groups

- compliant with ATEX EN 60079-0, EN 60079-15 (gases) and EN 60079-31 (dusts)
- compliant with international standard IEC 60670 (Italian standard CEI 23-48)
- mechanical resistance to impacts: 20 J (IK 10 as EN 62262)
- the sockets are supplied not pierced, therefore their degree of protection will change according to the connecting adapter mounted on the boxes
- supplied complete with union nipples

picture	ILME part No.	description	packaging
---------	---------------	-------------	-----------

complementary parts for groups of interlocked socket-outlets insulating enclosure

junction boxes, fixed cover



NEW

TM 1114 DBX ○	<p>predisposed for the assembly on TM 1145 TB plate – dimensions 115 x 144 x 94,5 mm MIL.BOX® self-extinguishing thermoplastic material, BC-MUL® moulding technique, RAL 7012 grey the relative mounting plate can be mounted internally IP66/67 degree of protection (EN 60529)</p>	20
-------------------------	---	----



NEW

TM 1414 DBX ●	<p>predisposed for the assembly on TM 1456 TB plate – dimensions 144 x 144 x 94,5 mm MIL.BOX® self-extinguishing thermoplastic material, BC-MUL® moulding technique, RAL 7012 grey the relative mounting plate can be mounted internally IP66/67 degree of protection (EN 60529)</p>	20
-------------------------	---	----

TM 2314 DBX ○ + ○	<p>predisposed for the assembly on n. 2 TM 1145 TB plates – dimensions 230 x 144 x 94,5 mm MIL.BOX® self-extinguishing thermoplastic material, BC-MUL® moulding technique, RAL 7012 grey the relative mounting plate can be mounted internally IP66/67 degree of protection (EN 60529)</p>	2
-----------------------------	---	---

TM 2614 DBX ● + ○	<p>predisposed for the assembly on TM 1145 TB and TM 1456 TB coupled plates – dimensions 260 x 144 x 94,5 mm MIL.BOX® self-extinguishing thermoplastic material, BC-MUL® moulding technique, RAL 7012 grey the relative mounting plate can be mounted internally IP66/67 degree of protection (EN 60529)</p>	2
-----------------------------	--	---

TM 2914 DBX ● + ●	<p>predisposed for the assembly on n. 2 TM 1456 TB plates – dimensions 290 x 144 x 94,5 mm MIL.BOX® self-extinguishing thermoplastic material, BC-MUL® moulding technique, RAL 7012 grey the relative mounting plate can be mounted internally IP66/67 degree of protection (EN 60529)</p>	2
-----------------------------	---	---



galvanized steel, fixing plates for junction boxes - to be used with non-sparking components

TM 1114 PF	for TM 1114 DBX boxes	1
TM 1414 PF	for TM 1414 DBX boxes	1
TM 2314 PF	for TM 2314 DBX boxes	1
TM 2614 PF	for TM 2614 DBX boxes	1
TM 2914 PF	for TM 2914 DBX boxes	1




DIN EN 60715 rail - to be used with non-sparking components

TM GD8	for TM 1114 DBX boxes	1
TM GD10	for TM 1414 DBX boxes	1
TM GD18	for TM 2314 DBX boxes	1
TM GD21	for TM 2614 DBX boxes	1
TM GD24	for TM 2914 DBX boxes	1

TM DBX

II 3GD
Ex nA IIC 65 °C (T6) Gc U X
Ex tc IIIC T65 °C Dc IP66/IP67 U X

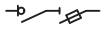




**TM-Ex
plugs
for industrial purposes
low voltage**

- compliant with ATEX CEI EN 60079-0 and CEI EN 60079-31 (dusts)
- compliant with CEI EN 60309-1, -2 and -4
- in MIL.BOX® self-extinguishing thermoplastic material, BC-MUL® moulding technique, RAL 7012 grey
- lockable knob in positions O and I
- safety lock systems on fuse carrier cover
- mechanical interlock that prevents: turning the switch to the "ON" position when the plug is not inserted and withdrawing the plug when the switch is at the "ON" position
- mechanical resistance to impacts: 20 J (IK 10 as EN 62262)

picture ILME description packaging
part No.



**interlocked socket-outlets, with sectionable fuse carrier
without base box***

fuses not provided

IP66/IP67 degree of protection (CEI EN 60529) - the sockets are supplied not pierced, therefore their degree of protection will change according to the connecting adapter mounted on the boxes.

NEW



16A-32K


100÷130V ~ - 50 and 60 Hz - yellow			
TM 1643 SISX	16A - 2P + ⊕	- 4h ● - fuse carriers 10 x 38 mm	1
TM 1644 SISX	16A - 3P + ⊕	- 4h ● - fuse carriers 10 x 38 mm	1
TM 1645 SISX	16A - 3P + N + ⊕	- 4h ● - fuse carriers 10 x 38 mm	1
200÷250V ~ - 50 and 60 Hz - blue			
TM 1663 SISX	16A - 2P + ⊕	- 6h ● - fuse carriers 10 x 38 mm - ◇	9
TM 1694 SISX	16A - 3P + ⊕	- 9h ● - fuse carriers 10 x 38 mm	1
TM 1695 SISX	16A - 3P + N + ⊕	- 9h ● - fuse carriers 10 x 38 mm	1
380÷415V ~ - 50 and 60 Hz - red			
TM 1693 SISX	16A - 2P + ⊕	- 9h ● - fuse carriers 10 x 38 mm	1
TM 1664 SISX	16A - 3P + ⊕	- 6h ● - fuse carriers 10 x 38 mm - ◇	9
TM 1665 SISX	16A - 3P + N + ⊕	- 6h ● - fuse carriers 10 x 38 mm - ◇	9

◇ The articles with hour position 6h refer to the rated voltage (2P+⊕/220÷250V ~ - 3P+⊕ and 3P+N+⊕/380÷415V ~)
* To install the TM...SISX socket-outlets, they have to be prior mounted in a single or multiple box




II 3D
Ex tc IIIC T65 °C Dc IP66/IP67 U X

Atex coupler plugs



PEW...SVX
(page 71)



PEW...SVX
(page 71)

Accessories for set mounting



TM 1125 CSX
(page 70)



TM 2344 P2X
(page 70)



TM 3444 P3X
(page 70)



**TM-Ex
plugs
for industrial purposes
low voltage**

- compliant with ATEX CEI EN 60079-0 and CEI EN 60079-31 (dusts)
- compliant with CEI EN 60309-1, -2 and -4
- in MIL.BOX® self-extinguishing thermoplastic material, BC-MUL® moulding technique, RAL 7012 grey
- lockable knob in positions O and I
- mechanical interlock that prevents: turning the switch to the "ON" position when the plug is not inserted and withdrawing the plug when the switch is at the "ON" position
- mechanical resistance to impacts: 20 J (IK 10 as EN 62262)

picture

ILME
part No.

description

packaging



**interlocked socket-outlets (without fuse carrier)
without base-box***

IP66/IP67 degree of protection (CEI EN 60529) - the sockets are supplied not pierced, therefore their degree of protection will change according to the connecting adapter mounted on the boxes.

NEW



16A-32K

100÷130V ~ - 50 and 60 Hz - yellow

TM 1643 SSPX	16A - 2P + ⊕ - 4h ●	1
TM 1644 SSPX	16A - 3P + ⊕ - 4h ●	1
TM 1645 SSPX	16A - 3P + N + ⊕ - 4h ●	1
TM 3243KSSPX	32A - 2P + ⊕ - 4h ●	1
TM 3244KSSPX	32A - 3P + ⊕ - 4h ●	1
TM 3245KSSPX	32A - 3P + N + ⊕ - 4h ●	1


200÷250V ~ - 50 and 60 Hz - blue

TM 1663 SSPX	16A - 2P + ⊕ - 6h ● - ◇	1
TM 1694 SSPX	16A - 3P + ⊕ - 9h ●	1
TM 1695 SSPX	16A - 3P + N + ⊕ - 9h ●	1
TM 3263KSSPX	32A - 2P + ⊕ - 6h ● - ◇	1
TM 3294KSSPX	32A - 3P + ⊕ - 9h ●	1
TM 3295KSSPX	32A - 3P + N + ⊕ - 9h ●	1

380÷415V ~ - 50 and 60 Hz - red


TM 1693 SSPX	16A - 2P + ⊕ - 9h ●	1
TM 1664 SSPX	16A - 3P + ⊕ - 6h ● - ◇	1
TM 1665 SSPX	16A - 3P + N + ⊕ - 6h ● - ◇	1
TM 3293KSSPX	32A - 2P + ⊕ - 9h ●	1
TM 3264KSSPX	32A - 3P + ⊕ - 6h ● - ◇	1
TM 3265KSSPX	32A - 3P + N + ⊕ - 6h ● - ◇	1

◇ The articles with hour position 6h refer to the rated voltage (2P+⊕/220÷250V ~ - 3P+⊕ and 3P+N+⊕/380÷415V ~)
* To install the TM...SSPX/KSSPX socket-outlets, they have to be prior mounted in a single or multiple box




II 3D
Ex tc IIIC T65 °C Dc IP66/IP67 U X

Atex coupler plugs



PEW...SVX
(page 71)



PEW...SVX
(page 71)

Accessories for set mounting



TM 1125 CSX
(page 70)



TM 2344 P2X
(page 70)



TM 3444 P3X
(page 70)



**TM-Ex
distribution
system**

- compliant with ATEX CEI EN 60079-0, CEI EN 60079-15 (gas) and CEI EN 60079-31 (dusts)
- compliant with international standard IEC 60670 (Italian standard CEI 23-48)
- mechanical resistance to impacts: 20 J (IK 10 as EN 62262)


- threaded seats, unlosable screws
- anti-aging rubber, resistant to oil
- the sockets are supplied not pierced, therefore their degree of protection will change according to the connecting adapter mounted on the boxes


picture	ILME part No.	description	packaging
---------	---------------	-------------	-----------

**TM complementary parts and accessories
for TM socket-outlets without base-box**

body, insert and spring lid in MIL.BOX® self-extinguishing thermoplastic material, BC-MUL® moulding technique, RAL 7012 grey

	NEW	single box	
	TM 1125 CSX	dimensions 114x255x50 mm	10

	NEW	smooth cover for one module	
	TM 1125 PX	to close empty spaces to be used as a cover for various devices mounted on a back plate or as support for panel accessories provided with gasket and stainless steel fixing screws	5

	NEW	multiple boxes with covers for junction boxes	
	TM 2344 P2X	double	4
	TM 3444 P3X	triple for 16A-32A (K) interlocked socket-outlets TM...SISX-SSPX series	2



II 3D
Ex tc IIIC T65 °C Dc IP66/IP67 U X



pluso Ex

plugs and sockets
for industrial purposes
low voltage

- compliant with ATEX CEI EN 60079-0 and CEI EN 60079-31 (dusts)
- compliant with EN 60309-1 and -2
- enclosure, insert and locking ring in insulating, thermoplastic, self-extinguishing material
- PEW...SVX types (IP66/IP67), entry with cable gland colour coded according to the operating voltage, RAL 7012 grey enclosure, locking ring with gasket colour coded according to the operating voltage
- terminals with retained screws
- stainless steel insert fixing screws

picture

ILME
part No.

description

packaging

coupler plugs - degrees of protection IP66/IP67 (CEI EN 60529)

temperature range: from -40 °C to +100 °C, nickel-plated contacts as standard



16A - 32A

100÷130V ~ - 50 and 60 Hz - yellow

PEW 1643 SVX	16A - 2P + ⊕	- 4h ●	1
PEW 1644 SVX	16A - 3P + ⊕	- 4h ●	1
PEW 1645 SVX	16A - 3P + N + ⊕	- 4h ●	1

200÷250V ~ - 50 and 60 Hz - blue

PEW 1663 SVX	16A - 2P + ⊕	- 6h ● - ◇	40
PEW 1694 SVX	16A - 3P + ⊕	- 9h ●	1
PEW 1695 SVX	16A - 3P + N + ⊕	- 9h ●	1

380÷415V ~ - 50 and 60 Hz - red

PEW 1693 SVX	16A - 2P + ⊕	- 9h ●	1
PEW 1664 SVX	16A - 3P + ⊕	- 6h ● - ◇	20
PEW 1665 SVX	16A - 3P + N + ⊕	- 6h ● - ◇	20

100÷130V ~ - 50 and 60 Hz - yellow

PEW 3243 SVX	32A - 2P + ⊕	- 4h ●	1
PEW 3244 SVX	32A - 3P + ⊕	- 4h ●	1
PEW 3245 SVX	32A - 3P + N + ⊕	- 4h ●	1

200÷250V ~ - 50 and 60 Hz - blue

PEW 3263 SVX	32A - 2P + ⊕	- 6h ● - ◇	10
PEW 3294 SVX	32A - 3P + ⊕	- 9h ●	1
PEW 3295 SVX	32A - 3P + N + ⊕	- 9h ●	1

380÷415V ~ - 50 and 60 Hz - red

PEW 3293 SVX	32A - 2P + ⊕	- 9h ●	1
PEW 3264 SVX	32A - 3P + ⊕	- 6h ● - ◇	10
PEW 3265 SVX	32A - 3P + N + ⊕	- 6h ● - ◇	10

100÷130V ~ - 50 and 60 Hz - yellow

PEW 6343 SVX	63A - 2P + ⊕	- 4h ●	1
PEW 6344 SVX	63A - 3P + ⊕	- 4h ●	1
PEW 6345 SVX	63A - 3P + N + ⊕	- 4h ●	1

200÷250V ~ - 50 and 60 Hz - blue

PEW 6363 SVX	63A - 2P + ⊕	- 6h ● - ◇	2
PEW 6394 SVX	63A - 3P + ⊕	- 9h ●	1
PEW 6395 SVX	63A - 3P + N + ⊕	- 9h ●	1


380÷415V ~ - 50 and 60 Hz - red

PEW 6393 SVX	63A - 2P + ⊕	- 9h ●	1
PEW 6364 SVX	63A - 3P + ⊕	- 6h ● - ◇	2
PEW 6365 SVX	63A - 3P + N + ⊕	- 6h ● - ◇	2



63A

◇ The articles with hour position 6h refer to the rated voltage (2P+⊕/220÷250V ~ - 3P+⊕ and 3P+N+⊕/380÷415V ~)

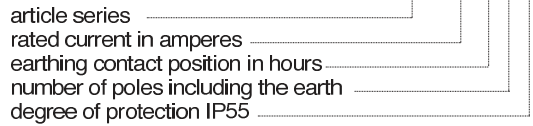




SQ - SQE - SQV - SQT
 overview of the socket-outlets
 for industrial purposes
 low voltage and
 extra low voltage

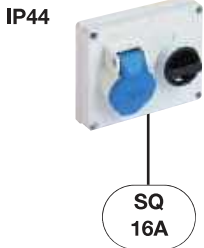
Composition of the part No.: e.g.
 (low voltage)

SQE 16 4 3 5



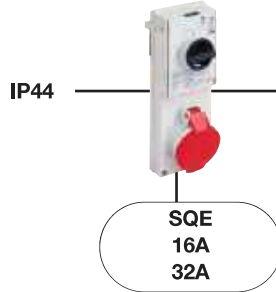
interlocked switched socket-outlets
 low voltage over 50V up to 690V

without fuse carrier




interlocked switched socket-outlets
 low voltage over 50V up to 690V

without fuse carrier



with fuse carrier

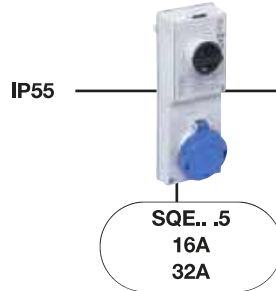


socket-outlets with safety transformer
 extra low voltage up to 50V




interlocked switched socket-outlets
 low voltage over 50V up to 690V

without fuse carrier



with fuse carrier



combinations of socket-outlets

- FC series enclosures
 - for SQ socket-outlets (IP44)
 - for SQE, SQV socket-outlets (IP44 and IP55)
 - for SQT socket-outlets (IP55)



combinations of socket-outlets

- FM series enclosures
 - for SQE, SQV socket-outlets (IP44 and IP55)
 - for SQT socket-outlets (IP55)



combinations of socket-outlets

- FM series enclosures
 - for SQ socket-outlets (IP44)





SQ -SQT
socket-outlets
for industrial purposes

- in compliance with standards EN 60309-1, -2 and -4
- enclosures and inserts in insulating thermoplastic self-extinguishing material colour grey RAL 7035
- socket with spring lid
- lockable command switch
- mechanical resistance to impacts: 6 J
- mechanical interlock that prevents: turning the switch to the "ON" position when the plug is not inserted, withdrawing the plug when the switch is at the "ON" position and dismantling the socket from the box system or the containing box when plug is inserted
- with Italian Quality Mark

picture

ILME
part No.

description

packaging



16A

**interlocked switched socket-outlets without fuse carrier
flush-mounting - IP44 (EN 60529) - low voltage**

100÷130V ~ - 50 and 60 Hz - yellow			
SQ 1643	16A - 2P + ⊕	- 4h ● - ⊕	1
SQ 1644	16A - 3P + ⊕	- 4h ● - ⊕	10
SQ 1645	16A - 3P + N + ⊕	- 4h ● - ⊕	1
200÷250V ~ - 50 and 60 Hz - blue			
SQ 1663	16A - 2P + ⊕	- 6h ● - ⊕	10
SQ 1694	16A - 3P + ⊕	- 9h ● - ⊕	1
SQ 1695	16A - 3P + N + ⊕	- 9h ● - ⊕	1
380÷415V ~ - 50 and 60 Hz - red			
SQ 1693	16A - 2P + ⊕	- 9h ● - ⊕	1
SQ 1664	16A - 3P + ⊕	- 6h ● - ⊕	10
SQ 1665	16A - 3P + N + ⊕	- 6h ● - ⊕	10
480÷500V ~ - 50 and 60 Hz - black			
SQ 1674	16A - 3P + ⊕	- 7h ● - ⊕	1
SQ 1675	16A - 3P + N + ⊕	- 7h ● - ⊕	1

◇ The articles with hour position 6h refer to the rated voltage (2P+⊕/220÷250V ~ - 3P+⊕ and 3P+N+⊕/380÷415V ~) To mount these sockets on the wall, the additional back box SQC 1114 CS is required

accessories and spare parts

single box

SQC 1114 CS	fitted out with: - pipe gland Pg 21 with gasket and nuts	1
--------------------	---	---

spare switch

PKR 432 Q	4 x 16A - for 16A switched sockets 3/4/5 poles	1
------------------	---	---



16A

**socket-outlets with safety transformer - splashproof IP55 (EN 60529)
extra low voltage**

for class III lighting apparatus
primary switched by plug insertion
self-protected toroidal transformer - with automatic re-start
in compliance with EN 61558-2-9 - 144 VA continuous service

SQT 16220	16A - 2P ● - 24V~ - 50 and 60 Hz - transf. 230/24V	2
To mount these sockets on the wall, the additional back box SQC 923 CS is required or box FM ... SQV		
single box		
SQC 923 CS	fitted out with: - pipe gland Pg 21 - Pg 29 with gasket and nuts - 4 plugs sealing the fixing screws	9
gasket for flush mounting		
SQC 923 ME	in anti-aging rubber, resistant to oil, to be mounted on modules built-in in niches with irregular borders or with tiled surfaces, to cover possible cracks	1





SQE
socket-outlets
for industrial purposes
low voltage

- in compliance with standards EN 60309-1, -2 and -4
- enclosures and inserts in insulating thermoplastic self-extinguishing material colour grey RAL 7035
- lockable command switch
- mechanical resistance to impacts: 6 J
- mechanical interlock that prevents: turning the switch to the "ON" position when the plug is not inserted, withdrawing the plug when the switch is at the "ON" position and dismantling the socket from the box system or the containing box when plug is inserted
- with Italian Quality Mark

picture

ILME part No.

description

packaging

interlocked switched socket-outlets without fuse carrier
flush-mounting - IP44 (EN 60529)

100÷130V ~ - 50 and 60 Hz - yellow

SQE 1643	16A - 2P + ⊕ - 4h ● - ⊕	1
SQE 1644	16A - 3P + ⊕ - 4h ● - ⊕	1
SQE 1645	16A - 3P + N + ⊕ - 4h ● - ⊕	1
SQE 3243	32A - 2P + ⊕ - 4h ● - ⊕	1
SQE 3244	32A - 3P + ⊕ - 4h ● - ⊕	1
SQE 3245	32A - 3P + N + ⊕ - 4h ● - ⊕	1

200÷250V ~ - 50 and 60 Hz - blue

SQE 1663	16A - 2P + ⊕ - 6h ● - ⊕◇	9
SQE 1694	16A - 3P + ⊕ - 9h ● - ⊕	9
SQE 1695	16A - 3P + N + ⊕ - 9h ● - ⊕	9
SQE 3263	32A - 2P + ⊕ - 6h ● - ⊕◇	9
SQE 3294	32A - 3P + ⊕ - 9h ● - ⊕	1
SQE 3295	32A - 3P + N + ⊕ - 9h ● - ⊕	1

380÷415V ~ - 50 and 60 Hz - red

SQE 1693	16A - 2P + ⊕ - 9h ● - ⊕	1
SQE 1664	16A - 3P + ⊕ - 6h ● - ⊕◇	9
SQE 1665	16A - 3P + N + ⊕ - 6h ● - ⊕◇	9
SQE 3293	32A - 2P + ⊕ - 9h ● - ⊕	1
SQE 3264	32A - 3P + ⊕ - 6h ● - ⊕◇	9
SQE 3265	32A - 3P + N + ⊕ - 6h ● - ⊕◇	9

480÷500V ~ - 50 and 60 Hz - black

SQE 1674	16A - 3P + ⊕ - 7h ● - ⊕	1
SQE 1675	16A - 3P + N + ⊕ - 7h ● - ⊕	1
SQE 3274	32A - 3P + ⊕ - 7h ● - ⊕	1
SQE 3275	32A - 3P + N + ⊕ - 7h ● - ⊕	1

interlocked switched socket-outlets without fuse carrier
flush-mounting - IP55 (EN 60529)

100÷130V ~ - 50 and 60 Hz - yellow

SQE 1643.5	16A - 2P + ⊕ - 4h ● - ⊕	1
SQE 1644.5	16A - 3P + ⊕ - 4h ● - ⊕	1
SQE 1645.5	16A - 3P + N + ⊕ - 4h ● - ⊕	1
SQE 3243.5	32A - 2P + ⊕ - 4h ● - ⊕	1
SQE 3244.5	32A - 3P + ⊕ - 4h ● - ⊕	1
SQE 3245.5	32A - 3P + N + ⊕ - 4h ● - ⊕	1

200÷250V ~ - 50 and 60 Hz - blue

SQE 1663.5	16A - 2P + ⊕ - 6h ● - ⊕◇	9
SQE 1694.5	16A - 3P + ⊕ - 9h ● - ⊕	1
SQE 1695.5	16A - 3P + N + ⊕ - 9h ● - ⊕	1
SQE 3263.5	32A - 2P + ⊕ - 6h ● - ⊕◇	9
SQE 3294.5	32A - 3P + ⊕ - 9h ● - ⊕	1
SQE 3295.5	32A - 3P + N + ⊕ - 9h ● - ⊕	1

380÷415V ~ - 50 and 60 Hz - red

SQE 1693.5	16A - 2P + ⊕ - 9h ● - ⊕	9
SQE 1664.5	16A - 3P + ⊕ - 6h ● - ⊕◇	9
SQE 1665.5	16A - 3P + N + ⊕ - 6h ● - ⊕◇	9
SQE 3293.5	32A - 2P + ⊕ - 9h ● - ⊕	1
SQE 3264.5	32A - 3P + ⊕ - 6h ● - ⊕◇	9
SQE 3265.5	32A - 3P + N + ⊕ - 6h ● - ⊕◇	9

480÷500V ~ - 50 and 60 Hz - black

SQE 1674.5	16A - 3P + ⊕ - 7h ● - ⊕	1
SQE 1675.5	16A - 3P + N + ⊕ - 7h ● - ⊕	1
SQE 3274.5	32A - 3P + ⊕ - 7h ● - ⊕	1
SQE 3275.5	32A - 3P + N + ⊕ - 7h ● - ⊕	1

◇The articles with hour position 6h refer to the rated voltage (2P+⊕/220÷250V ~ - 3P+⊕ and 3P+N+⊕/380÷415V ~ -)
To mount these sockets on the wall, the additional back box SQC 923 CS is required. See page 73

spare switch

PKR 432 QR	4 x 32A - for all types	1
------------	-------------------------	---



16A-32A



16A-32A



<p>FM 1043 SQV page 77</p> <p>FM 1043 DSQV page 77</p>	<p>FM 2451 DSQV page 77</p> <p>FM 2451 SQV page 77</p>	<p>FM 3251 DSQV page 77</p> <p>FM 3251 SQV page 77</p>	<p>FM 4272 SQV page 77</p>
--	--	--	--------------------------------

<p>FC 2542 QV FC 2542 QVT</p> <p>page 86</p>	<p>FC 2525 QV page 86</p> <p>SQC 923 CS page 73</p>
--	---

<p>QP V - QG V page 102</p> <p>page 102</p>	<p>SQC 923 CS page 73</p> <p>page 73</p>
---	--



SQV
socket-outlets
for industrial purposes
low voltage

- in compliance with standards EN 60309-1, -2 and -4
- enclosures and inserts in insulating thermoplastic self-extinguishing material colour grey RAL 7035
- lockable command switch
- mechanical resistance to impacts: 6 J
- mechanical interlock that prevents: turning the switch to the "ON" position when the plug is not inserted, withdrawing the plug when the switch is at the "ON" position and dismantling the socket from the box system or the containing box when plug is inserted
- with Italian Quality Mark

picture ILME part No. description packaging



interlocked switched socket-outlets with fuse carrier (fuse-links not included)
flush-mounting - IP44 (EN 60529)

100÷130V ~ - 50 and 60 Hz - yellow

SQV 1643	16A - 2P + ⊕ - 4h ● - ⊕	1
SQV 1644	16A - 3P + ⊕ - 4h ● - ⊕	1
SQV 1645	16A - 3P + N + ⊕ - 4h ● - ⊕	1
SQV 3243	32A - 2P + ⊕ - 4h ● - ⊕	1
SQV 3244	32A - 3P + ⊕ - 4h ● - ⊕	1
SQV 3245	32A - 3P + N + ⊕ - 4h ● - ⊕	1

200÷250V ~ - 50 and 60 Hz - blue

SQV 1663	16A - 2P + ⊕ - 6h ● - ⊕◇	9
SQV 1694	16A - 3P + ⊕ - 9h ● - ⊕	1
SQV 1695	16A - 3P + N + ⊕ - 9h ● - ⊕	1
SQV 3263	32A - 2P + ⊕ - 6h ● - ⊕◇	9
SQV 3294	32A - 3P + ⊕ - 9h ● - ⊕	1
SQV 3295	32A - 3P + N + ⊕ - 9h ● - ⊕	1

380÷415V ~ - 50 and 60 Hz - red

SQV 1693	16A - 2P + ⊕ - 9h ● - ⊕	1
SQV 1664	16A - 3P + ⊕ - 6h ● - ⊕◇	9
SQV 1665	16A - 3P + N + ⊕ - 6h ● - ⊕◇	9
SQV 3293	32A - 2P + ⊕ - 9h ● - ⊕	1
SQV 3264	32A - 3P + ⊕ - 6h ● - ⊕◇	9
SQV 3265	32A - 3P + N + ⊕ - 6h ● - ⊕◇	9

480÷500V ~ - 50 and 60 Hz - black

SQV 1674	16A - 3P + ⊕ - 7h ● - ⊕	1
SQV 1675	16A - 3P + N + ⊕ - 7h ● - ⊕	1
SQV 3274	32A - 3P + ⊕ - 7h ● - ⊕	1
SQV 3275	32A - 3P + N + ⊕ - 7h ● - ⊕	1



16A-32A

interlocked switched socket-outlets with fuse carrier (fuse-links not included)
flush-mounting - IP55 (EN 60529)

100÷130V ~ - 50 and 60 Hz - yellow

SQV 1643.5	16A - 2P + ⊕ - 4h ● - ⊕	1
SQV 1644.5	16A - 3P + ⊕ - 4h ● - ⊕	1
SQV 1645.5	16A - 3P + N + ⊕ - 4h ● - ⊕	1
SQV 3243.5	32A - 2P + ⊕ - 4h ● - ⊕	1
SQV 3244.5	32A - 3P + ⊕ - 4h ● - ⊕	1
SQV 3245.5	32A - 3P + N + ⊕ - 4h ● - ⊕	1

200÷250V ~ - 50 and 60 Hz - blue

SQV 1663.5	16A - 2P + ⊕ - 6h ● - ⊕◇	9
SQV 1694.5	16A - 3P + ⊕ - 9h ● - ⊕	1
SQV 1695.5	16A - 3P + N + ⊕ - 9h ● - ⊕	1
SQV 3263.5	32A - 2P + ⊕ - 6h ● - ⊕◇	9
SQV 3294.5	32A - 3P + ⊕ - 9h ● - ⊕	1
SQV 3295.5	32A - 3P + N + ⊕ - 9h ● - ⊕	1

380÷415V ~ - 50 and 60 Hz - red

SQV 1693.5	16A - 2P + ⊕ - 9h ● - ⊕	1
SQV 1664.5	16A - 3P + ⊕ - 6h ● - ⊕◇	9
SQV 1665.5	16A - 3P + N + ⊕ - 6h ● - ⊕◇	9
SQV 3293.5	32A - 2P + ⊕ - 9h ● - ⊕	1
SQV 3264.5	32A - 3P + ⊕ - 6h ● - ⊕◇	9
SQV 3265.5	32A - 3P + N + ⊕ - 6h ● - ⊕◇	9

480÷500V ~ - 50 and 60 Hz - black

SQV 1674.5	16A - 3P + ⊕ - 7h ● - ⊕	1
SQV 1675.5	16A - 3P + N + ⊕ - 7h ● - ⊕	1
SQV 3274.5	32A - 3P + ⊕ - 7h ● - ⊕	1
SQV 3275.5	32A - 3P + N + ⊕ - 7h ● - ⊕	1

◇ The articles with hour position 6h refer to the rated voltage (2P+⊕/220÷250V ~ - 3P+⊕ and 3P+N+⊕/380÷415V ~) To mount these sockets on the wall, the additional back box SQC 923 CS is required. See page 73

spare switch

BKR 432 ZF	4 x 32A - for all types	1
------------	-------------------------	---



16A-32A



<p>FM 1043 SQV page 77</p> <p>FM 1043 DSQV page 77</p>	<p>FM 2451 DSQV page 77</p> <p>FM 2451 SQV page 77</p>	<p>FM 3251 DSQV page 77</p> <p>FM 3251 SQV page 77</p>	<p>FM 4272 SQV page 77</p>
--	--	--	--------------------------------

<p>FC 2542 QV FC 2542 QVT</p> <p>page 86</p>	<p>FC 2525 QV page 86</p> <p>SQC 923 CS page 73</p>
--	---

<p>QP V - QG V page 102</p> <p>page 102</p>	<p>SQC 923 CS page 73</p> <p>page 73</p>
---	--



FM summary for choice of required box and corresponding plug types

Composition of the part No.: e.g. **FM 3251 SQV**

article series _____
box system format _____
box system version _____

The table below shows all possible combinations of boxes and the corresponding plugs and accessories on the small covers (not included) it is also possible to mount:
 - extra low voltage flush-mounting sockets (see page 27)
 - inclined flush-mounting sockets (see page 21-28)
 - straight flush-mounting sockets (see page 22-27)

suitable socket-outlets		box systems' size									
		dimensions 100x430x95 mm	dimensions 320x360x135 mm	dimensions 240x510x135 mm	dimensions 320x510x135 mm	dimensions 420x720x135 mm	dimensions 320x210x135 mm				
type	description	room for modular devices									
		1 x 4 modules *)	1 x 12 modules	1 x 9 modules *	1 x 12 modules *	2 x 18 modules	1 x 12 modules				
interlocked switched socket-outlets	SQ without fuse carrier 16A IP44 (page 21)		FM 3236 SQ 	FM 2451 SQ 	FM 3251 SQ 	FM 4272 SQ 					
	SQE without fuse carrier 16A and 32A - IP44 / IP55 (page 22)	FM 1043 SQV 		FM 2451 SQV **) FM 2451 DSQV **)	FM 3251 SQV **) FM 3251 DSQV **)	FM 4272 SQV **) 					
	SQT with safety transformer 16A - IP55 (page 21)										
	built-in straight socket-outlets	PQ flange 80x80 mm 16A and 32A - IP44 / IP67 (page 11)	FM 1043 PQ **) FM 3221 								
PQF flange 80x80 mm 16A - IP44 and IP67 (page 29)											
built-in inclined socket-outlets	PI flange 90x100 mm 16A and 32A IP44 and IP67 (page 10)		FM 3236 PI 	FM 2451 PI FM 2451 PIN ****)	FM 3251 PI 	FM 4272 PI 					
	PIF flange 90x100 mm 16A IP44 and IP67 (page 29)										
	PI flange 64x82 mm 16A (2P+⊕, 3P+⊕) IP44 and IP67 (page 10)		FM 3236 PIN ****) <p>*) DSQV box without room for modular equipments **) two socket-outlets 32A - IP55 cannot be mounted side by side ***) two socket-outlets 32A - 3P+N+⊕ - IP67 cannot be mounted side by side ****) two socket-outlets 16A - 3P+⊕ - IP67 can be mounted side by side in the two central rooms</p>								

For technical data sheets and further information please refer to the technical catalogues available at www.ilme.com



FM distribution box systems

- in compliance with the Italian standards CEI 23-48 and CEI 23-49 (experimental standard)
- in insulating thermoplastic self-extinguishing resin, grey RAL 7035
- for flush-mounting, wall-mounting, or the box can be carried by using the proper handle (optional)
- rooms for modular equipment (17.5 mm) with transparent lockable inspection door (except for format 1043)
- with Italian Quality Mark (in compliance with the Italian standard CEI 23-48, corresponding to the International standard IEC 60670)

picture	ILME part No.	description	packaging
---------	---------------	-------------	-----------

distribution box systems

Degree of protection IP55 (EN 60529), they can assume, once installed, different degrees of protection according to the mounted devices. It is possible to obtain completely insulated box system suitable to the realisation of equipments assembled according to EN 61439 and can be used in environments with higher risk in case of fire (Italian standard CEI 64-8).

The DIN-rail EN 60715 can be placed at different levels in order to mount devices with protrusion 53-68-83-98.5 mm. The cover of the small boxes is fixed with screws, other types have a hinged cover which can be fixed on the required side.

- The box systems are supplied with:
- sized DIN-rail EN 60715 with fixing screws
 - small frontal plates to cover modular spaces
 - insulating hinges (not foreseen for boards format 1043)
 - blanking plugs to cover internal mounting holes

format 1043 - dimensions 100x430x95 mm



FM 1043 CL	one room for 4 modules - lid smooth on the front, alveolated on the rear - (CEI 23-48)	4
FM 1043 PQ	one room for 4 modules - three rooms for PQF-PQ sockets 80 x 80 mm- (CEI 23-48)	4
FM 1043 SQV	one room for 4 modules - one room for SQE - SQV - SQT sockets- (CEI 23-48)	4
FM 1043 DSQV	derivation - one room for SQE - SQV - SQT sockets - (CEI 23-48)	4

FM ... SQ



format 3236 - dimensions 320x360x135 mm

FM 3236 CL	one room for 12 modules - lid smooth on the front, alveolated on the rear - (CEI 23-48)	1
FM 3236 SQ	one room for 12 modules - two rooms for SQ sockets - (CEI 23-48)	1
FM 3236 PI	one room for 12 modules - three rooms for PIF-PI 90 x 100 mm sockets- (CEI 23-48)	1
FM 3236 PIN	one room for 12 modules - four rooms for PI 64 x 82 mm sockets - (CEI 23-48)	1

FM ... DSQV



format 2451 - dimensions 240x510x135 mm

FM 2451 CL	one room for 9 modules - lid smooth on the front, alveolated on the rear - (CEI 23-48)	1
FM 2451 SQ	one room for 9 modules - two rooms for SQ sockets - (CEI 23-48)	1
FM 2451 SQV	one room for 9 modules - two rooms for SQE - SQV - SQT sockets - (CEI 23-48)	1
FM 2451 DSQV	derivation - two rooms for SQE - SQV - SQT sockets - (CEI 23-48)	1
FM 2451 PI	one room for 9 modules - four rooms for PIF-PI 90 x 100 mm sockets - (CEI 23-48)	1
FM 2451 PIN	one room for 9 modules - six rooms for PI 64 x 82 mm sockets - (CEI 23-48)	1

FM ... SQV



FM ... SQ

format 3251 - dimensions 320x510x135 mm

FM 3251 CL	one room for 12 modules - lid smooth on the front, alveolated on the rear - (CEI 23-48)	1
FM 3251 SQ	one room for 12 modules - four rooms for SQ sockets - (CEI 23-48)	1
FM 3251 SQV	one room for 12 modules - three rooms for SQE - SQV - SQT sockets - (CEI 23-48)	1
FM 3251 DSQV	derivation - three rooms for SQE - SQV - SQT sockets - (CEI 23-48)	1
FM 3251 PI	one room for 12 modules - six rooms for PIF-PI 90 x 100 mm sockets - (CEI 23-48)	1



FM ... PI

format 4272 - dimensions 420x720x135 mm

FM 4272 CL	two rooms for 18 modules - lid smooth on the front, alveolated on the rear - (CEI 23-48)	1
FM 4272 SQ	two rooms for 18 modules - four rooms for SQ sockets - (CEI 23-48)	1
FM 4272 SQV	two rooms for 18 modules - four rooms for SQE - SQV - SQT sockets - (CEI 23-48)	1
FM 4272 PI	two rooms for 18 modules - eight rooms for PIF-PI 90 x 100 mm sockets - (CEI 23-48)	1



supplementary box system - dimensions 320x210x135 mm

FM 3221	one room for 12 modules - (CEI 23-48)	1
----------------	--	---



FM
accessories
for distribution
box systems

picture	ILME part No.	description	packaging
accessories for FM distribution box systems			
insulated terminal block with multiple fixing screws for neutral and/or earth (IEC 998-2-1)			
	FM 2510 MI	3 poles 25 mm ² + 10 poles 10 mm ² - nominal insulation = 450V	1
DIN-rail EN 60715			
	FM GD 18	provided with fixing screws and supports (FM 2451)	1
	FM GD 25	provided with fixing screws and supports (FM 3236-3251-3221)	1
	FM GD 35	provided with fixing screws and supports (FM 4272)	1
frame for flush-mounting			
	FM 3236 CI	for format 3236 box system	1
	FM 2451 CI	for format 2451 box system	1
	FM 3251 CI	for format 3251 box system	1
handle			
	FM 32 MT	for carrying box systems	1
climbing iron for boxes			
	BC SFT	climbing iron for external wall mounting supplied with fixing screws	1
collar			
	FM 1043 CO	for format 1043 box system	10
screws kit			
	FM 416	for mounting sockets PQ-PI-PQF-PIF series	10
adhesive label			
	FM 18 ET	for the identification of the mounted modular devices	10
kit for box piercing			
	FC KFQ	composed of: - tool for holes flaring - cutter for holes from Pg 7 to Pg 29 Pg 7 - 9 - 11 - 13.5 - 16 - 21 - 29 Ø (mm) 13.6 - 15.7 - 19.1 - 21.9 - 23 - 29.3 - 38 - cutter for holes from M 6 to M 40 M 6 - 8 - 10 - 12 - 14 - 16 - 20 - 25 - 32 - 36 - 40 Ø (mm) 6.5 - 8.5 - 10.5 - 12.5 - 14.5 - 16.5 - 20.5 - 25.5 - 32.5 - 36.5 - 40.5	1



FM accessories for distribution box systems

picture	ILME part No.	description	packaging
---------	---------------	-------------	-----------

accessories for FM distribution box systems


small covers for FM 3236-2451 PIN box systems

FM 68 CV	for room 64 x 82 mm - smooth, for Schuko® ABL socket - with gasket and screws	1
-----------------	---	---



small covers for FM 1043 PQ box systems

FM 88 CV	for room 80 x 80 mm - smooth, for Schuko® ABL - with gasket and screws	1
FM 88 RQ	for room 80 x 80 mm - for straight flush-mounting socket-outlets	1
FM 88 RC	for room 80 x 80 mm - for domestic appliance carrier GW 27401 and BTCQ 25502 type - with gasket and screws	1
FM 88 RBT	for room 80 x 80 mm - with BT CQ 25502 cover and Schuko® socket	1



small covers for FM 1043 DSQV box systems


FM 811 CV	for room 83 x 110 mm - for straight flush-mounting socket-outlets - with gasket and screws	1
------------------	--	---



NEW

small covers for FM 3236-2451-3251-4272 PI box systems

FM 910 CVU	for room 90 x 100 mm - smooth, with a central hollow - with gasket and screws	1
FM 910 CV	for room 90 x 100 mm - smooth, for straight flush-mounting socket-outlets - with gasket and screws	1
FM 910 RI	for room 90 x 100 mm - reduction, for inclined flush-mounting socket-outlets	1
FM 910 RC	for room 90 x 100 mm - for domestic appliance carrier GW 27401 and BTCQ 25502 type - with gasket and screws	1
FM 910 RBT	for room 90 x 100 mm - with BT CQ 25502 cover and Schuko® socket	1
FM 910 CVF	for room 90 x 100 mm - for Legrand 90335 socket	1
FM 910 RAV	for room 90 x 100 mm - with Ave 45SP42K cover and Schuko® socket 45590/15TS	1





FM accessories for distribution box systems

- in compliance with European standards EN 60309-1 and -2
- body, insert and spring lid in insulating thermoplastic self-extinguishing material
- flange with anti-aging gasket
- bag of fixing screws provided with FM boxes: page 77
- splashproof types: spring lid
- watertight types: spring lid with locking ring and gasket
- © with Italian Quality Mark

picture	ILME part No.	description	packaging
---------	---------------	-------------	-----------

accessories for FM distribution box systems

small covers for FM 3236-2451-3251-4272 SQ box systems

FM 1114 CV	for room 115 x 144 mm - smooth, for flush-mounting socket-outlet - with gasket and screws	1
-------------------	---	---



NEW

small covers for FM 1043-2451-3251-4272 SQV - 1043-2451-3251 DSQV box systems

FM 923 CVU	for room 88 x 230 mm - smooth, with a central hollow - with gasket and screws	1
FM 923 CV	for room 88 x 230 mm - smooth, for straight flush-mounting socket-outlet - with gasket and screws	1
FM 923 CVF	for room 88 x 230 mm - for Legrand 90335 socket	1
FM 923 RAV	for room 88 x 230 mm - with Ave 45SP42K covers and 45590/15TS Schuko® socket	1
FM 923 RBT	for room 88 x 230 mm - with two BT CQ 25502 covers and Schuko® sockets	1





Overview of FM accessories for PI, PIN and PQ cases

- in compliance with European standards EN 60309-1 and -2
- body, insert and spring lid in insulating thermoplastic self-extinguishing material
- flange with anti-aging gasket

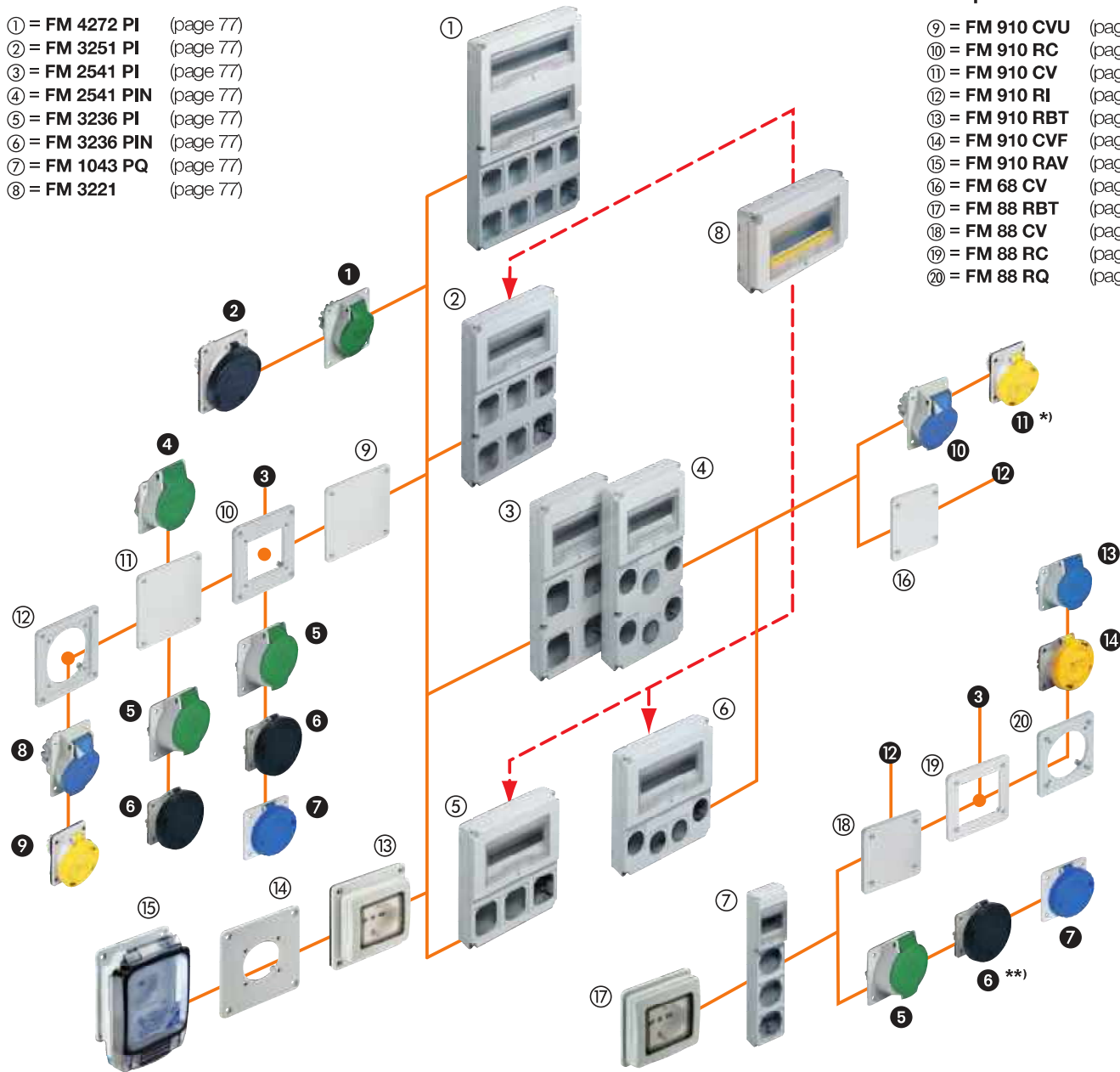
- bag of fixing screws provided with FM boxes: page 77
- splashproof types: spring lid
- watertight types: spring lid with locking ring and gasket
- with Italian Quality Mark

FM series cases

- ① = FM 4272 PI (page 77)
- ② = FM 3251 PI (page 77)
- ③ = FM 2541 PI (page 77)
- ④ = FM 2541 PIN (page 77)
- ⑤ = FM 3236 PI (page 77)
- ⑥ = FM 3236 PIN (page 77)
- ⑦ = FM 1043 PQ (page 77)
- ⑧ = FM 3221 (page 77)

Compartment covers

- ⑨ = FM 910 CVU (page 79)
- ⑩ = FM 910 RC (page 79)
- ⑪ = FM 910 CV (page 79)
- ⑫ = FM 910 RI (page 79)
- ⑬ = FM 910 RBT (page 79)
- ⑭ = FM 910 CVF (page 79)
- ⑮ = FM 910 RAV (page 79)
- ⑯ = FM 68 CV (page 79)
- ⑰ = FM 88 RBT (page 79)
- ⑱ = FM 88 CV (page 79)
- ⑲ = FM 88 RC (page 79)
- ⑳ = FM 88 RQ (page 79)



Complementary parts

ref.	Type	With fixing distance between centres (mm)	Field of application	Part No.	Rated current	Degree of protection	Catalogue index
①	Inclined socket-outlets	77 x 85 B	Low voltage	PE...PIF/PI types	16A and 32A	IP44	Pages 60-61
②	Inclined socket-outlets	77 x 85 B	Low voltage	PEW...PIF/PI types	16A and 32A	IP67	Pages 60-61
③	Domestic appliance carrier	60 x 60 D	Low voltage	GW 27401 and BT CQ 25502 type	---	---	---
④	Straight outlet-sockets	45 x 45 E	Extra-low voltage	PB...PI types	16A and 32A	IP44	Page 27
⑤	Straight outlet-sockets	60 x 60 D	Low voltage	PE...PQF/PQ types	16A and 32A	IP44	Pages 22, 84
⑥	Straight outlet-sockets	60 x 60 D	Low voltage	PEW...PQF/PQ types	16A and 32A	IP67	Pages 22, 84
⑦	Straight socket-outlets	60 x 60 D	Low voltage	PEW 216 PQF types	10/16A	IP67	Page 84
⑧	Inclined socket-outlets	52 x 60 A	Low voltage	PE...PI types	16A and 32A	IP44	Page 61
⑨	Inclined socket-outlets	52 x 60 A	Low voltage	PEW...PI types	16A and 32A	IP67	Page 61
⑩	Inclined socket-outlets	52 x 60 A	Low voltage	PE...PI types	16A	IP44	Page 61
⑪	Inclined socket-outlets	52 x 60 A	Low voltage	PEW...PI types	16A	IP67	Page 61
⑫	Straight socket-outlets	38 x 38 -	Low voltage	Schuko® type (compact)	10/16A	IP44	---
⑬	Straight socket-outlets	52 x 52 C	Low voltage	PE...PQ types	16A	IP44	Page 22
⑭	Straight socket-outlets	52 x 52 C	Low voltage	PEW...PQ types	16A	IP67	Page 22

*) Two 16A socket-outlets, 3P+⊕, IP67, cannot be mounted side by side.

***) Two 32A socket-outlets, 3P+N+⊕, IP67, cannot be mounted side by side.

For technical data sheets and further information please refer to the technical catalogues available at www.ilme.com



pluso
plugs and socket-outlets
for industrial purposes
low voltage

- in compliance with European standards EN 60309-1 and -2
- body, insert and spring lid in insulating thermoplastic self-extinguishing material
- flange with anti-aging gasket
- bag of fixing screws provided with FM boxes: page 77
- splashproof types: spring lid
- watertight types: spring lid with locking ring and gasket
- with Italian Quality Mark

picture ILME part No. description packaging

inclined flush-mounting sockets - splashproof IP44 (EN 60529)



16A

100÷130V ~ - 50 and 60 Hz - yellow			
PE 1643 PIF	16A - 2P + ⊕ - 4h ● - flange 90x100 mm - ⊕ B		10
PE 1644 PIF	16A - 3P + ⊕ - 4h ● - flange 90x100 mm - ⊕ B		10
200÷250V ~ - 50 and 60 Hz - blue			
PE 1663 PIF	16A - 2P + ⊕ - 6h ● - flange 90x100 mm - ⊕ B ◇		10
PE 1694 PIF	16A - 3P + ⊕ - 9h ● - flange 90x100 mm - ⊕ B		10
380÷415V ~ - 50 and 60 Hz - red			
PE 1693 PIF	16A - 2P + ⊕ - 9h ● - flange 90x100 mm - ⊕ B		10
PE 1664 PIF	16A - 3P + ⊕ - 6h ● - flange 90x100 mm - ⊕ B ◇		10
480÷500V ~ - 50 and 60 Hz - black			
PE 1674 PIF	16A - 3P + ⊕ - 7h ● - flange 90x100 mm - ⊕ B		10

inclined flush-mounting sockets - watertight IP67 (EN 60529)



16A

100÷130V ~ - 50 and 60 Hz - yellow			
PEW 1643 PIF	16A - 2P + ⊕ - 4h ● - flange 90x100 mm - ⊕ B		10
PEW 1644 PIF	16A - 3P + ⊕ - 4h ● - flange 90x100 mm - ⊕ B		10
200÷250V ~ - 50 and 60 Hz - blue			
PEW 1663 PIF	16A - 2P + ⊕ - 6h ● - flange 90x100 mm - ⊕ B ◇		10
PEW 1694 PIF	16A - 3P + ⊕ - 9h ● - flange 90x100 mm - ⊕ B		10
380÷415V ~ - 50 and 60 Hz - red			
PEW 1693 PIF	16A - 2P + ⊕ - 9h ● - flange 90x100 mm - ⊕ B		10
PEW 1664 PIF	16A - 3P + ⊕ - 6h ● - flange 90x100 mm - ⊕ B ◇		10
480÷500V ~ - 50 and 60 Hz - black			
PEW 1674 PIF	16A - 3P + ⊕ - 7h ● - flange 90x100 mm - ⊕ B		10

B 90 x 100 mm

FM 2451 PI	FM 4272 PI	FM 3251 PI	FM 3236 PI
page 77	page 77	page 77	page 77



pluso
plugs and socket-outlets
for industrial purposes
low voltage

- in compliance with European standards EN 60309-1 and -2
- body, insert and spring lid in insulating thermoplastic self-extinguishing material
- flange with anti-aging gasket
- bag of fixing screws provided with FM boxes: page 77
- splashproof types: spring lid
- watertight types: spring lid with locking ring and gasket
- with Italian Quality Mark

picture

ILME part No.

description

packaging



16A-32A

inclined flush-mounting sockets - splashproof IP44 (EN 60529)

100÷130V ~ - 50 and 60 Hz - yellow			
PE 1643 PI	16A - 2P + ⊕	- 4h ● - flange 64x82 mm - ⊕ A	10
PE 1644 PI	16A - 3P + ⊕	- 4h ● - flange 64x82 mm - ⊕ A	10
PE 1645 PI	16A - 3P + N + ⊕	- 4h ● - flange 90x100 mm - ⊕ B	10
PE 3243 PI	32A - 2P + ⊕	- 4h ● - flange 90x100 mm - ⊕ B	10
PE 3244 PI	32A - 3P + ⊕	- 4h ● - flange 90x100 mm - ⊕ B	10
PE 3245 PI	32A - 3P + N + ⊕	- 4h ● - flange 90x100 mm - ⊕ B	10
200÷250V ~ - 50 and 60 Hz - blue			
PE 1663 PI	16A - 2P + ⊕	- 6h ● - flange 64x82 mm - ⊕ A ◇	20
PE 1694 PI	16A - 3P + ⊕	- 9h ● - flange 64x82 mm - ⊕ A	10
PE 1695 PI	16A - 3P + N + ⊕	- 9h ● - flange 90x100 mm - ⊕ B	10
PE 3293 PI	32A - 2P + m	- 6h ● - flange 90x100 mm - ⊕ B ◇	10
PE 3294 PI	32A - 3P + ⊕	- 9h ● - flange 90x100 mm - ⊕ B	10
PE 3295 PI	32A - 3P + N + ⊕	- 9h ● - flange 90x100 mm - ⊕ B	10
380÷415V ~ - 50 and 60 Hz - red			
PE 1693 PI	16A - 2P + ⊕	- 9h ● - flange 64x82 mm - ⊕ A	10
PE 1664 PI	16A - 3P + ⊕	- 6h ● - flange 64x82 mm - ⊕ A ◇	10
PE 1665 PI	16A - 3P + N + ⊕	- 6h ● - flange 90x100 mm - ⊕ B ◇	10
PE 3293 PI	32A - 2P + ⊕	- 9h ● - flange 90x100 mm - ⊕ B	10
PE 3264 PI	32A - 3P + ⊕	- 6h ● - flange 90x100 mm - ⊕ B ◇	10
PE 3265 PI	32A - 3P + N + ⊕	- 6h ● - flange 90x100 mm - ⊕ B ◇	10
480÷500V ~ - 50 and 60 Hz - black			
PE 1674 PI	16A - 3P + ⊕	- 7h ● - flange 64x82 mm - ⊕ B	10
PE 1675 PI	16A - 3P + N + ⊕	- 7h ● - flange 90x100 mm - ⊕ B	10
PE 3274 PI	32A - 3P + ⊕	- 7h ● - flange 90x100 mm - ⊕ B	10
PE 3275 PI	32A - 3P + N + ⊕	- 7h ● - flange 90x100 mm - ⊕ B	10



16A-32A

inclined flush-mounting sockets - watertight IP67 (EN 60529)

100÷130V ~ - 50 and 60 Hz - yellow			
PEW 1643 PI	16A - 2P + ⊕	- 4h ● - flange 64x82 mm - ⊕ A	10
PEW 1644 PI	16A - 3P + ⊕	- 4h ● - flange 64x82 mm - ⊕ A	10
PEW 1645 PI	16A - 3P + N + ⊕	- 4h ● - flange 90x100 mm - ⊕ B	10
PEW 3243 PI	32A - 2P + ⊕	- 4h ● - flange 90x100 mm - ⊕ B	10
PEW 3244 PI	32A - 3P + ⊕	- 4h ● - flange 90x100 mm - ⊕ B	10
PEW 3245 PI	32A - 3P + N + ⊕	- 4h ● - flange 90x100 mm - ⊕ B	10
200÷250V ~ - 50 and 60 Hz - blue			
PEW 1663 PI	16A - 2P + ⊕	- 6h ● - flange 64x82 mm - ⊕ A ◇	10
PEW 1694 PI	16A - 3P + ⊕	- 9h ● - flange 64x82 mm - ⊕ A	10
PEW 1695 PI	16A - 3P + N + ⊕	- 9h ● - flange 90x100 mm - ⊕ B	10
PEW 3263 PI	32A - 2P + ⊕	- 6h ● - flange 90x100 mm - ⊕ B	10
PEW 3294 PI	32A - 3P + ⊕	- 9h ● - flange 90x100 mm - ⊕ B	10
PEW 3295 PI	32A - 3P + N + ⊕	- 9h ● - flange 90x100 mm - ⊕ B	10
380÷415V ~ - 50 and 60 Hz - red			
PEW 1693 PI	16A - 2P + ⊕	- 9h ● - flange 64x82 mm - ⊕ A	10
PEW 1664 PI	16A - 3P + ⊕	- 6h ● - flange 64x82 mm - ⊕ A ◇	10
PEW 1665 PI	16A - 3P + N + ⊕	- 6h ● - flange 90x100 mm - ⊕ B ◇	10
PEW 3293 PI	32A - 2P + ⊕	- 9h ● - flange 90x100 mm - ⊕ B	10
PEW 3264 PI	32A - 3P + ⊕	- 6h ● - flange 90x100 mm - ⊕ B ◇	10
PEW 3265 PI	32A - 3P + N + ⊕	- 6h ● - flange 90x100 mm - ⊕ B ◇	10
480÷500V ~ - 50 and 60 Hz - black			
PEW 1674 PI	16A - 3P + ⊕	- 7h ● - flange 64x82 mm - ⊕ B	10
PEW 1675 PI	16A - 3P + N + ⊕	- 7h ● - flange 90x100 mm - ⊕ B	10
PEW 3274 PI	32A - 3P + ⊕	- 7h ● - flange 90x100 mm - ⊕ B	10
PEW 3275 PI	32A - 3P + N + ⊕	- 7h ● - flange 90x100 mm - ⊕ B	10

◇ The articles with hour position 6h refer to the rated voltage (2P+⊕/220÷250V ~ - 3P+⊕ and 3P+N+⊕/380÷415V ~) 16A and 32A versions with nickel-plated contacts can be supplied on request
Other executions not listed here but foreseen by the norm can be supplied on request.

<p>A 64 x 82 mm</p> <p>FM 2451 PIN FM 3236 PIN</p> <p>page 77 page 77</p>		<p>B 90 x 100 mm</p> <p>A 64 x 82 mm with adapter FM 910 RI page 79</p> <p>FM 2451 PI FM 4272 PI FM 3251 PI FM 3236 PI</p> <p>page 77 page 77 page 77 page 77</p>			
--	--	---	--	--	--

- On request socket type **A** with flange 90 x 100 mm, the part number change from PI to PIF. See page 82.



pluso
plugs and socket-outlets
for industrial purposes
low voltage

- in compliance with European standards EN 60309-1 and -2
- body, insert and spring lid in insulating thermoplastic self-extinguishing material
- flange with anti-aging gasket

- bag of fixing screws provided with FM boxes: page 77
- splashproof types: spring lid
- watertight types: spring lid with locking ring and gasket
- with Italian Quality Mark

picture ILME part No. description packaging



16A

straight flush-mounting sockets - splashproof IP44 (EN 60529)

100÷130V ~ - 50 and 60 Hz - yellow		
PE 1643 PQF	16A - 2P + ⊕ - 4h ● - flange 80x80 mm - ⊕ D	10
PE 1644 PQF	16A - 3P + ⊕ - 4h ● - flange 80x80 mm - ⊕ D	10
200÷250V ~ - 50 and 60 Hz - blue		
PE 1663 PQF	16A - 2P + ⊕ - 6h ● - flange 80x80 mm - ⊕ D ◇	10
PE 1694 PQF	16A - 3P + ⊕ - 9h ● - flange 80x80 mm - ⊕ D	10
380÷415V ~ - 50 and 60 Hz - red		
PE 1693 PQF	16A - 2P + ⊕ - 9h ● - flange 80x80 mm - ⊕ D	10
PE 1664 PQF	16A - 3P + ⊕ - 6h ● - flange 80x80 mm - ⊕ D ◇	10
480÷500V ~ - 50 and 60 Hz - black		
PE 1674 PQF	16A - 3P + ⊕ - 7h ● - flange 80x80 mm - ⊕ D	10

straight flush-mounting sockets - watertight IP67 (EN 60529)



16A

100÷130V ~ - 50 and 60 Hz - yellow		
PEW 1643 PQF	16A - 2P + ⊕ - 4h ● - flange 80x80 mm - ⊕ D	10
PEW 1644 PQF	16A - 3P + ⊕ - 4h ● - flange 80x80 mm - ⊕ D	10
200÷250V ~ - 50 and 60 Hz - blue		
PEW 1663 PQF	16A - 2P + ⊕ - 6h ● - flange 80x80 mm - ⊕ D ◇	10
PEW 1694 PQF	16A - 3P + ⊕ - 9h ● - flange 80x80 mm - ⊕ D	10
380÷415V ~ - 50 and 60 Hz - red		
PEW 1693 PQF	16A - 2P + ⊕ - 9h ● - flange 80x80 mm - ⊕ D	10
PEW 1664 PQF	16A - 3P + ⊕ - 6h ● - flange 80x80 mm - ⊕ D ◇	10
480÷500V ~ - 50 and 60 Hz - black		
PEW 1674 PQF	16A - 3P + ⊕ - 7h ● - flange 80x80 mm - ⊕ D	10

◇ The articles with hour position 6h refer to the rated voltage (2P+⊕/220÷250V ~ - 3P+⊕ and 3P+N+⊕/380÷415V ~)


straight flush-mounting domestic socket SCHUKO®
watertight IP67 (EN 60529)



SCHUKO®

in compliance with German standard VDE 0620		
250V ~ - 50 and 60 Hz - blue		
PEW 216 PQF	2 x 10-16A + ⊕ - flange 80x80 mm D	10

Types 16A with nickel-plated contacts can be supplied on request





pluso
plugs and socket-outlets
for industrial purposes
low voltage

- in compliance with European standards EN 60309-1 and -2
- body, insert and spring lid in insulating thermoplastic self-extinguishing material
- flange with anti-aging gasket
- bag of fixing screws provided with FM boxes: page 77
- splashproof types: spring lid
- watertight types: spring lid with locking ring and gasket
- with Italian Quality Mark

picture ILME part No. description packaging



16A-32A

straight flush-mounting sockets - splashproof IP44 (EN 60529)

100÷130V ~ - 50 and 60 Hz - yellow			
PE 1643 PQ	16A - 2P + ⊕	- 4h ● - flange 65x65 mm - ⊕ ⊙	10
PE 1644 PQ	16A - 3P + ⊕	- 4h ● - flange 65x65 mm - ⊕ ⊙	10
PE 1645 PQ	16A - 3P + N + ⊕	- 4h ● - flange 80x80 mm - ⊕ ⊙	10
PE 3243 PQ	32A - 2P + ⊕	- 4h ● - flange 80x80 mm - ⊕ ⊙	10
PE 3244 PQ	32A - 3P + ⊕	- 4h ● - flange 80x80 mm - ⊕ ⊙	10
PE 3245 PQ	32A - 3P + N + ⊕	- 4h ● - flange 80x80 mm - ⊕ ⊙	10
200÷250V ~ - 50 and 60 Hz - blue			
PE 1663 PQ	16A - 2P + ⊕	- 6h ● - flange 65x65 mm - ⊕ ⊙	20
PE 1694 PQ	16A - 3P + ⊕	- 9h ● - flange 65x65 mm - ⊕ ⊙	10
PE 1695 PQ	16A - 3P + N + ⊕	- 9h ● - flange 80x80 mm - ⊕ ⊙	10
PE 3263 PQ	32A - 2P + ⊕	- 6h ● - flange 80x80 mm - ⊕ ⊙	10
PE 3294 PQ	32A - 3P + ⊕	- 9h ● - flange 80x80 mm - ⊕ ⊙	10
PE 3295 PQ	32A - 3P + N + ⊕	- 9h ● - flange 80x80 mm - ⊕ ⊙	10
380÷415V ~ - 50 and 60 Hz - red			
PE 1693 PQ	16A - 2P + ⊕	- 9h ● - flange 65x65 mm - ⊕ ⊙	10
PE 1664 PQ	16A - 3P + ⊕	- 6h ● - flange 65x65 mm - ⊕ ⊙	10
PE 1665 PQ	16A - 3P + N + ⊕	- 6h ● - flange 80x80 mm - ⊕ ⊙	10
PE 3293 PQ	32A - 2P + ⊕	- 9h ● - flange 80x80 mm - ⊕ ⊙	10
PE 3264 PQ	32A - 3P + ⊕	- 6h ● - flange 80x80 mm - ⊕ ⊙	10
PE 3265 PQ	32A - 3P + N + ⊕	- 6h ● - flange 80x80 mm - ⊕ ⊙	10
480÷500V ~ - 50 and 60 Hz - black			
PE 1674 PQ	16A - 3P + ⊕	- 7h ● - flange 65x65 mm - ⊕ ⊙	10
PE 1675 PQ	16A - 3P + N + ⊕	- 7h ● - flange 80x80 mm - ⊕ ⊙	10
PE 3274 PQ	32A - 3P + ⊕	- 7h ● - flange 80x80 mm - ⊕ ⊙	10
PE 3275 PQ	32A - 3P + N + ⊕	- 7h ● - flange 80x80 mm - ⊕ ⊙	10



16A-32A
63A-125A


straight flush-mounting sockets - watertight IP67 (EN 60529)

100÷130V ~ - 50 and 60 Hz - yellow			
PEW 1643 PQ	16A - 2P + ⊕	- 4h ● - flange 65x65 mm - ⊕ ⊙	10
PEW 1644 PQ	16A - 3P + ⊕	- 4h ● - flange 65x65 mm - ⊕ ⊙	10
PEW 1645 PQ	16A - 3P + N + ⊕	- 4h ● - flange 80x80 mm - ⊕ ⊙	10
PEW 3243 PQ	32A - 2P + ⊕	- 4h ● - flange 80x80 mm - ⊕ ⊙	10
PEW 3244 PQ	32A - 3P + ⊕	- 4h ● - flange 80x80 mm - ⊕ ⊙	10
PEW 3245 PQ	32A - 3P + N + ⊕	- 4h ● - flange 80x80 mm - ⊕ ⊙	10
200÷250V ~ - 50 and 60 Hz - blue			
PEW 1663 PQ	16A - 2P + ⊕	- 6h ● - flange 65x65 mm - ⊕ ⊙	10
PEW 1694 PQ	16A - 3P + ⊕	- 9h ● - flange 65x65 mm - ⊕ ⊙	10
PEW 1695 PQ	16A - 3P + N + ⊕	- 9h ● - flange 80x80 mm - ⊕ ⊙	10
PEW 3263 PQ	32A - 2P + ⊕	- 6h ● - flange 80x80 mm - ⊕ ⊙	10
PEW 3294 PQ	32A - 3P + ⊕	- 9h ● - flange 80x80 mm - ⊕ ⊙	10
PEW 3295 PQ	32A - 3P + N + ⊕	- 9h ● - flange 80x80 mm - ⊕ ⊙	10
380÷415V ~ - 50 and 60 Hz - red			
PEW 1693 PQ	16A - 2P + ⊕	- 9h ● - flange 65x65 mm - ⊕ ⊙	10
PEW 1664 PQ	16A - 3P + ⊕	- 6h ● - flange 65x65 mm - ⊕ ⊙	10
PEW 1665 PQ	16A - 3P + N + ⊕	- 6h ● - flange 80x80 mm - ⊕ ⊙	10
PEW 3293 PQ	32A - 2P + ⊕	- 9h ● - flange 80x80 mm - ⊕ ⊙	10
PEW 3264 PQ	32A - 3P + ⊕	- 6h ● - flange 80x80 mm - ⊕ ⊙	10
PEW 3265 PQ	32A - 3P + N + ⊕	- 6h ● - flange 80x80 mm - ⊕ ⊙	10
480÷500V ~ - 50 and 60 Hz - black			
PEW 1674 PQ	16A - 3P + ⊕	- 7h ● - flange 65x65 mm - ⊕ ⊙	10
PEW 1675 PQ	16A - 3P + N + ⊕	- 7h ● - flange 80x80 mm - ⊕ ⊙	10
PEW 3274 PQ	32A - 3P + ⊕	- 7h ● - flange 80x80 mm - ⊕ ⊙	10
PEW 3275 PQ	32A - 3P + N + ⊕	- 7h ● - flange 80x80 mm - ⊕ ⊙	10

◇ The articles with hour position 6h refer to the rated voltage (2P+⊕/220÷250V ~ - 3P+⊕ and 3P+N+⊕/380÷415V ~) 16A and 32A versions with nickel-plated contacts can be supplied on request
Other executions not listed here but foreseen by the norm can be supplied on request.

ⓓ 80 x 80 mm
ⓐ 65 x 65 mm with cover FM 88 RQ page 79
 - Socket type **ⓐ** with flange 80 x 80 mm on request **ⓓ**, the part number change from PQ to PQF, see page 84


FM 1043 PQ



page 77

ⓓ 80 x 80 mm with cover FM 910 RC page 79

FM 2451 PI **FM 4272 PI** **FM 3251 PI** **FM 3236 PI**



page 77 page 77 page 77 page 77



**FC
box systems
for socket-outlet
combinations**

- in thermoplastic self-extinguishing resin, colour grey RAL 7035
- the box ground has an alveolated structure, for the easy screwing of the equipment in any position
- box sides with predisposed entry holes Pg 16/Pg 29
- half-covers can be fixed indifferently up or down

- hinged covers can be fixed on every side, therefore the cover can be opened according to requirement
- fitted out with all accessories
- with Italian Quality Mark (in compliance with the Italian standard CEI 23-48, corresponding to the international standard IEC 60670)

picture	ILME part No.	description	packaging
---------	---------------	-------------	-----------

box systems for socket-outlet combinations - IP55 (EN 60529)

box for 2 interlocked switched socket-outlets and modular equipments



FC 2542 RA	dimensions 255 x 420 x 115 mm - (CEI 23-48) composed of: - base box FC 2542 MS - cover with alveolated structure FC 2525 CR - opaque half-cover FC 1225 SR provided with sized DIN-rail EN 60715	1
-------------------	---	---

FC 2542 RAT	dimensions 255 x 420 x 115 mm - (CEI 23-48) composed of: - base box FC 2542 MS - cover with alveolated structure FC 2525 CR - transparent half-cover FC 1225 SRT provided with sized DIN-rail EN 60715 <i>predisposed for the assembly of:</i> - modular equipments, up to 10 units - two 16A-32A interlocked switched socket-outlets IB6/IB6L (pages 33-34) or two 16A-32A-63A interlocked switched socket-outlets EB series (page 32)	1
--------------------	--	---

box for 2 interlocked switched socket-outlets and modular equipments



FC 2542 QV	dimensions 255 x 420 x 115 mm - (CEI 23-48) composed of: - base box FC 2542 MS - frame FC 2525 TS2 with two rooms - opaque half-cover FC 1225 SR provided with sized DIN-rail EN 60715	1
-------------------	---	---

FC 2542 QVT	dimensions 255 x 420 x 115 mm - (CEI 23-48) composed of: - base box FC 2542 MS - frame FC 2525 TS2 with two rooms - transparent half-cover FC 1225 SRT provided with sized DIN-rail EN 60715 <i>predisposed for the assembly of:</i> - modular equipments, up to 10 units - interlocked switched socket-outlets SQE - SQE.5 - SQV - SQV.5 series (pages 73-75) - socket-outlets with safety transformer SQT 16220 series (page 73)	1
--------------------	---	---

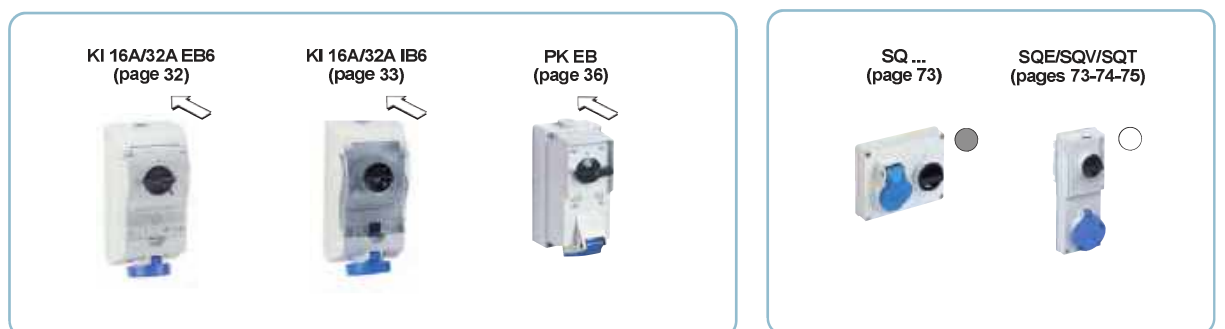
box for 3 interlocked switched socket-outlets and modular equipments



FC 2542 BM	dimensions 255 x 420 x 115 mm - (CEI 23-48) composed of: - base box FC 2542 MS - frame FC 2525 TS3 with three rooms - one opaque half-cover FC 1225 SR provided with sized DIN-rail EN 60715	1
-------------------	---	---

FC 2542 BMT	dimensions 255 x 420 x 115 mm - (CEI 23-48) composed of: - base box FC 2542 MS - frame FC 2525 TS3 with three rooms - one transparent half-cover FC 1225 SRT provided with sized DIN-rail EN 60715 <i>predisposed for the assembly of:</i> - modular equipments, up to 10 units - two interlocked switched socket-outlets SQ series (page 73) or two covers FC 1114 RD for fixing modular equipments (page 89) - one interlocked switched socket-outlet SQE - SQE.5 - SQV - SQV.5 series (pages 73-75) or with transformer SQT 16220 series (page 73)	1
--------------------	--	---

N.B. - they take the lowest degree of protection of the mounted equipment





**FC
box systems
for socket-outlet
combinations**

- in thermoplastic self-extinguishing resin, colour grey RAL 7035
- the box ground has an alveolated structure, for the easy screwing of the equipment in any position
- box sides with predisposed entry holes Pg 16/Pg 29
- half-covers can be fixed indifferently up or down

- hinged covers can be fixed on every side, therefore the cover can be opened according to requirement
- fitted out with all accessories
- with Italian Quality Mark (in compliance with the Italian standard CEI 23-48, corresponding to the International standard IEC 60670)

picture	ILME part No.	description	packaging
---------	---------------	-------------	-----------

box systems for socket-outlet combinations - IP55 (EN 60529)

box for interlocked switched socket-outlets



FC 2525 MU	dimensions 255 x 255 x 105 mm - Ⓢ (CEI 23-48) composed of: - base box FC 2525 MS - cover with alveolated structure FC 2525 CR predisposed for the assembly of: - two 16A-32A interlocked switched socket-outlets IB6/IB6L (pages 33-34) or two 16A-32A-63A interlocked switched socket-outlets EB series (page 32)	10
-------------------	--	----

box for 2 interlocked switched socket-outlets



FC 2525 QV	dimensions 255 x 255 x 98 mm - Ⓢ (CEI 23-48) composed of: - base box FC 2525 MS - frame FC 2525 TS2 with two rooms predisposed for the assembly of 2 sockets: - with interlocked switch SQE - SQE.5 - SQV - SQV.5 series (pages 73-75) or with transformer SQT 16220 series (page 73)	6
-------------------	---	---

box for 3 interlocked switched socket-outlets



FC 2525 BM	dimensions 255 x 255 x 98 mm - Ⓢ (CEI 23-48) composed of: - base box FC 2525 MS - frame FC 2525 TS3 with three rooms predisposed for the assembly of: - two interlocked switched sockets SQ series (page 73) or two covers FC 1114 RD for fixing modular equipments (page 89) - one interlocked switched socket-outlet SQE - SQE.5 - SQV - SQV.5 series (pages 73-75) or one socket-outlet with transformer SQT 16220 series (page 73)	6
-------------------	--	---


mixed box for modular equipments and alveolated



FC 2525 RA	dimensions 255 x 255 x 115 mm - Ⓢ (CEI 23-48) composed of: - base box FC 2525 MS - frame FC 2525 TS for half-covers - alveolated half-cover FC 1225 SA - opaque half-cover FC 1225 SR provided with sized DIN-rail EN 60715	1
-------------------	---	---

FC 2525 RAT	dimensions 255 x 255 x 115 mm - Ⓢ (CEI 23-48) composed of: - base box FC 2525 MS - frame FC 2525 TS for half-covers - alveolated half-cover FC 1225 SA - transparent half-cover FC 1225 SRT provided with sized DIN-rail EN 60715 predisposed for the assembly of: - modular equipments, up to 10 units - devices with wall fixing	1
--------------------	---	---

N.B. - they take the lowest degree of protection of the mounted equipment

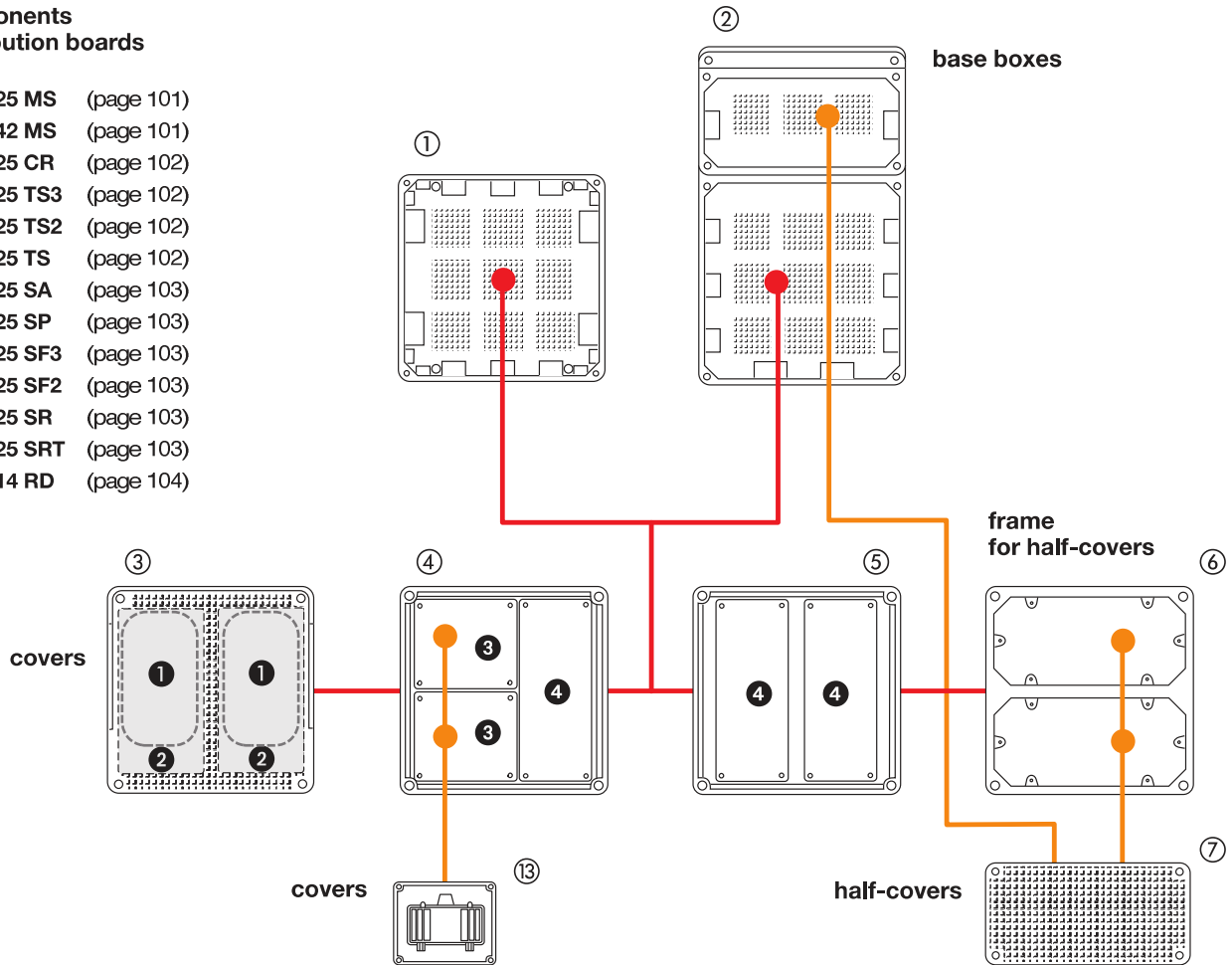




FC overview of components for distribution boards

FC components for distribution boards

- ① = FC 2525 MS (page 101)
- ② = FC 2542 MS (page 101)
- ③ = FC 2525 CR (page 102)
- ④ = FC 2525 TS3 (page 102)
- ⑤ = FC 2525 TS2 (page 102)
- ⑥ = FC 2525 TS (page 102)
- ⑦ = FC 1225 SA (page 103)
- ⑧ = FC 1225 SP (page 103)
- ⑨ = FC 1225 SF3 (page 103)
- ⑩ = FC 1225 SF2 (page 103)
- ⑪ = FC 1225 SR (page 103)
- ⑫ = FC 1225 SRT (page 103)
- ⑬ = FC 1114 RD (page 104)



Socket-outlets and accessories for distribution boards

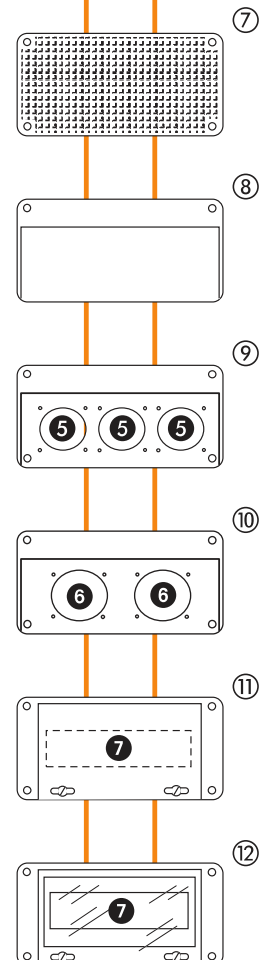
Interlocked switched socket-outlets

- | | | |
|-------------|----------------------|----------------------------|
| ① = PK...EB | without fuse carrier | 16A, IP44 |
| ② = PK...EB | without fuse carrier | 32A and 63A, IP44 |
| KI...IB6 | with fuse carrier | 16A and 32A, IP66 |
| KI...IB6L | with fuse carrier | 16A and 32A, IP66 |
| KI...EB6 | without fuse carrier | 16A and 32A, IP66 |
| ③ = SQ | without fuse carrier | 16A, IP44 |
| ④ = SQE | without fuse carrier | 16A and 32A, IP44 and IP55 |
| SQV | with fuse carrier | 16A and 32A, IP44 and IP55 |
| SQT 16220 | with transformer | 16A, IP55, 230/24V~, 144VA |

Straight built-in socket-outlets

- ⑤ = PE/PEW...PQ types 16A, IP44 and IP67 (mounting centring distance 52 x 52 mm)
flange 65 x 65 mm (page 85)
- ⑥ = PE/PEW...PQF/PQ types 16A and 32A, IP44 and IP67 (mounting centring distance 60 x 60 mm)
flange 80 x 80 mm (page 84)
- PEW 216 PQF type 10/16A, IP67 (mounting centring distance 60 x 60 mm)
flange 80 x 80 mm (page 84)














- ⑦ = Modular devices (10 units) for snap-in assembly on DIN-rail EN 60715, in enclosure with hinged cover and lockable pins





FC components for socket-outlet combinations

- with Italian Quality Mark (in compliance with the Italian standard CEI 23-48, corresponding to the International standard IEC 60670)

picture	ILME part No.	description	packaging
box systems for socket-outlet combinations			
	FC 2525 MS	small base box for box systems predisposed for the assembly of: – <u>covers and frames</u> FC 2525 ... series (CEI 23-48)	8
	FC 2542 MS	big base box for box systems predisposed for the assembly of: – in the upper opening, <u>half-covers</u> FC 1225 ... series – in the lower opening, <u>covers and frames</u> FC 2525 ... series (CEI 23-48)	2
	FC 2525 CR	cover for FC 2525 MU and FC 2542 RA/RAT (CEI 23-48)	6
	FC 2525 TS	frame with room for: – half-covers modular equipment FC 1225 SR/SRT – half-covers socket-outlets carrier FC 1225 SP/SF3/SF2 – half-covers alveolated FC 1225 SA	5
	FC 2525 TS2	frame with room for: – interlocked switched socket-outlets SQE - SQE.5 - SQV - SQV.5 series (pages 40÷41) – socket-outlets with transformer SQT 16220 series (page 39) (CEI 23-48)	5
	FC 2525 TS3	frame with room for: – two interlocked switched sockets SQ series (page 39) – or two covers FC 1114 RD for fixing modular equipments (hereunder) – one interlocked switched socket-outlets SQE - SQE.5 - SQV - SQV.5 series (pages 40÷41) or one socket-outlet with transformer SQT 16220 series (page 39) (CEI 23-48)	5
	FC 1114 RD	cover to close SQ room provided with transparent cover, sized DIN-rail EN 60715 for mounting of modular equipments (5 units) (CEI 23-48)	4
	FC 1225 SR	half-cover for FC 2525 RP/RA and FC 2542 RA/QV/BM (CEI 23-48)	8
	FC 1225 SRT	transparent half-cover for FC 2525 RAT and FC 2542 RAT/QVT/BMT (CEI 23-48)	8
	FC 1225 SP	half-cover to be pierced for straight flush-mounting sockets (CEI 23-48)	6
	FC 1225 SF3	half-cover pierced for: – three 16A straight flush-mounting sockets 2P+/3P+ (C page 51) (CEI 23-48)	6
	FC 1225 SF2	half-cover pierced for: – two 16A straight flush-mounting sockets 3P+N+ (D page 51) – two 32A straight flush-mounting sockets 2P+/3P+/3P+N+ (D page 51) – two 16A straight flush-mounting sockets 2P+/3P+ (D page 50) (CEI 23-48)	6
	FC 1225 SA	half-cover for FC 2525 RA (CEI 23-48)	6



BK distribution system

- all components (modules, boxes, covers, etc.) are in self-extinguishing glass fibre reinforced polyester, UL-listed, colour grey RAL 7035
- all exterior metal parts (screws, pins, springs, etc.) are in stainless steel
- threaded seats, unlosable screws
- gaskets in anti-ageing rubber, resistant to oil

characteristics

The BK system is comprised of several components and accessories for the easy preparation of small distribution boards. All components are contained and supported by a small unique modular panel structure (114 x 228 mm) of small dimensions.

This series can be used for built-in mounting (boards, panels, spaces in machines, niches, etc.) or wherever reduced protrusion and rear wiring is necessary.

When completed with their boxes (single, triple, etc) the BK components become like the traditional wall mounting executions with the advantage of installing the boxes at first and of wiring them afterwards in the most opportune way. Degree of protection IP66/67 (EN 60529).

overview



- ① = interlocked switched socket-outlet with fuse base "BK"
 ② = interlocked switched socket-outlet without fuse base "BE"
 ③ = socket-outlet with transformer "BT"
 ④ = single cover "BC 1123 P"
 ⑤ = cover with hole for one straight built-in socket "Q"
 ⑥ = cover with hole for two straight built-in sockets "Q2"
 ⑦ = cover with window for modular control equipment "R"
 ⑧ = cover with hole for one straight built-in socket and window for modular control equipment "RQ"
 ⑨ = cover with 63A socket-outlet "BP"
 ⑩ = cover with window for modular control equipment and 63A socket-outlet "BPP"
 ⑪ = gaskets for flush-mounting "BC 1123 ME"

- ⑫ = mounting plate "BC 1123 PF"
 ⑬ = window for modular control equipment "BC 45 ST"
 ⑭ = flat cover for triple box "BC 1734 P3"
 ⑮ = triple box cover for modular control equipment "BC 1734 R3"
 ⑯ = closing plates for unused spaces "BC FR 62"
 ⑰ = safety block with key for triple box covers "BC CHT"
 ⑱ = DIN-rail EN 60715 for triple box
 ⑲ = alveolated panel for triple box
 ⑳ = single box "BC 1123 CS"
 ㉑ = triple box "BC 4034 T3"
 ㉒ = climbing iron to fix boxes "BC SFT"
 ㉓ = DIN-rail EN 60715 made to measure and with fixing screws "BC GD8"
 ㉔ = safety lock for socket-outlets handles "BC BLC"



BK
distribution
system

- all components (modules, boxes, covers, etc.) are in self-extinguishing glass fibre reinforced polyester, UL-listed, colour grey RAL 7035
- all exterior metal parts (screws, pins, springs, etc.) are in stainless steel
- threaded seats, unlosable screws
- gaskets in anti-ageing rubber, resistant to oil
- mechanical resistance to impacts: 20 J
- with Italian Quality Mark

picture

ILME
part No.

description

packaging

**interlocked switched socket-outlets
without fuse carriers**

degree of protection IP66/IP67 (EN 62262)
in compliance with standards EN 60309-1, -2 and -4
inserts in insulating self-extinguishing thermoplastic material, UL-listed
spring lid with locking ring and gasket
double mechanical interlock: switch can only be turned to the "ON" position when the plug is inserted. Plug can only be removed when the switch is in the "OFF" position

100÷130V ~ - 50 and 60 Hz - yellow

BE 1643	16A - 2P + ⊕ - 4h ● - ⊕	1
BE 1644	16A - 3P + ⊕ - 4h ● - ⊕	1
BE 1645	16A - 3P + N + ⊕ - 4h ● - ⊕	1
BE 3243	32A - 2P + ⊕ - 4h ● - ⊕	1
BE 3244	32A - 3P + ⊕ - 4h ● - ⊕	1
BE 3245	32A - 3P + N + ⊕ - 4h ● - ⊕	1

200÷250V ~ - 50 and 60 Hz - blue

BE 1663	16A - 2P + ⊕ - 6h ● - ⊕ ◇	1
BE 1694	16A - 3P + ⊕ - 9h ● - ⊕	1
BE 1695	16A - 3P + N + ⊕ - 9h ● - ⊕	1
BE 3263	32A - 2P + ⊕ - 6h ● - ⊕ ◇	1
BE 3294	32A - 3P + ⊕ - 9h ● - ⊕	1
BE 3295	32A - 3P + N + ⊕ - 9h ● - ⊕	1

380÷415V ~ - 50 and 60 Hz - red

BE 1693	16A - 2P + ⊕ - 9h ● - ⊕	1
BE 1664	16A - 3P + ⊕ - 6h ● - ⊕ ◇	1
BE 1665	16A - 3P + N + ⊕ - 6h ● - ⊕ ◇	1
BE 3293	32A - 2P + ⊕ - 9h ● - ⊕	1
BE 3264	32A - 3P + ⊕ - 6h ● - ⊕ ◇	1
BE 3265	32A - 3P + N + ⊕ - 6h ● - ⊕ ◇	1

480÷500V ~ - 50 and 60 Hz - black

BE 1674	16A - 3P + ⊕ - 7h ● - ⊕	1
BE 1675	16A - 3P + N + ⊕ - 7h ● - ⊕	1
BE 3274	32A - 3P + ⊕ - 7h ● - ⊕	1
BE 3275	32A - 3P + N + ⊕ - 7h ● - ⊕	1

◇ The articles with hour position 6h refer to the rated voltage (2P+⊕/220÷250V ~ - 3P+⊕ and 3P+N+⊕/380÷415V ~)



16A-32A

Complementary parts

BC 1123 CS
(page 94)



BC 4034 T3
(page 94)



BC 1734 P3
(page 94)



BC 1734 R3/R3T
(page 94)





BK
distribution
system

- all components (modules, boxes, covers, etc.) are in self-extinguishing glass fibre reinforced polyester, UL-listed, colour grey RAL 7035
- all exterior metal parts (screws, pins, springs, etc.) are in stainless steel
- threaded seats, unlosable screws
- gaskets in anti-ageing rubber, resistant to oil
- mechanical resistance to impacts: 20 J
- with Italian Quality Mark

picture ILME part No. description packaging



**interlocked switched socket-outlets
with fuse carriers**

degree of protection IP66/IP67 (EN 62262)
in compliance with standards EN 60309-1, -2 and -4
inserts in insulating self-extinguishing thermoplastic material, UL-listed
spring lid with locking ring and gasket
double mechanical interlock: switch can only be turned to the "ON" position when the plug is inserted. Plug can only be removed when the switch is in the "OFF" position
fuse carriers for cylindrical cartridges 10x38 mm - fuse-links not included



16A-32A

100÷130V ~ - 50 and 60 Hz - yellow

BK 1643	16A - 2P + ⊕ - 4h ● -	9
BK 1644	16A - 3P + ⊕ - 4h ● -	9
BK 1645	16A - 3P + N + ⊕ - 4h ● -	9
BK 3243	32A - 2P + ⊕ - 4h ● -	9
BK 3244	32A - 3P + ⊕ - 4h ● -	9
BK 3245	32A - 3P + N + ⊕ - 4h ● -	9

200÷250V ~ - 50 and 60 Hz - blue

BK 1663	16A - 2P + ⊕ - 6h ● -	9
BK 1694	16A - 3P + ⊕ - 9h ● -	1
BK 1695	16A - 3P + N + ⊕ - 9h ● -	1
BK 3263	32A - 2P + ⊕ - 6h ● -	9
BK 3294	32A - 3P + ⊕ - 9h ● -	1
BK 3295	32A - 3P + N + ⊕ - 9h ● -	1

380÷415V ~ - 50 and 60 Hz - red

BK 1693	16A - 2P + ⊕ - 9h ● -	9
BK 1664	16A - 3P + ⊕ - 6h ● -	9
BK 1665	16A - 3P + N + ⊕ - 6h ● -	9
BK 3293	32A - 2P + ⊕ - 9h ● -	9
BK 3264	32A - 3P + ⊕ - 6h ● -	9
BK 3265	32A - 3P + N + ⊕ - 6h ● -	9

480÷500V ~ - 50 and 60 Hz - black

BK 1674	16A - 3P + ⊕ - 7h ● -	1
BK 1675	16A - 3P + N + ⊕ - 7h ● -	9
BK 3274	32A - 3P + ⊕ - 7h ● -	9
BK 3275	32A - 3P + N + ⊕ - 7h ● -	9

◇ The articles with hour position 6h refer to the rated voltage (2P+⊕/220÷250V ~ - 3P+⊕ and 3P+N+⊕/380÷415V ~)



socket-outlets with safety transformer - 144 VA continuous service

for class III lighting apparatus
degree of protection IP66/IP67 (EN 62262)
inserts in insulating self-extinguishing thermoplastic material, UL-listed
spring lid with locking ring and gasket
primary switched by plug insertion

BT 16220	16A - 2P ● - 24V~ - 50 and 60 Hz - transf. 220/24V	1
-----------------	--	---

Complementary parts

BC 1123 CS
(page 94)



BC 4034 T3
(page 94)



BC 1734 P3
(page 94)



BC 1734 R3/R3T
(page 94)





BK
distribution
system

- cover in self-extinguishing glass fibre reinforced polyester, UL-listed, colour grey RAL 7035
- metal parts in stainless steel
- threaded seats, unlosable screws
- gaskets in anti-ageing rubber, resistant to oil
- mechanical resistance to impacts: 20 J

picture ILME part No. description packaging

cover with 63A socket-outlet

degree of protection IP66/IP67 (EN 62262)
in compliance with standards EN 60309-1, -2 and -4
inserts and enclosures in insulating self-extinguishing thermoplastic material, UL-listed
spring lid with locking ring and gasket
63A socket-outlet with pilot contact and nickel-plated contacts

100÷130V~ - 50 and 60 Hz - yellow

BP 6343	63A - 2P + ⊕	- 4h ●	1
BP 6344	63A - 3P + ⊕	- 4h ●	1
BP 6345	63A - 3P + N + ⊕	- 4h ●	1

200÷250V~ - 50 and 60 Hz - blue

BP 6363	63A - 2P + ⊕	- 6h ● - ◇	9
BP 6394	63A - 3P + ⊕	- 9h ●	1
BP 6395	63A - 3P + N + ⊕	- 9h ●	1

380÷415V~ - 50 and 60 Hz - red

BP 6393	63A - 2P + ⊕	- 9h ●	1
BP 6364	63A - 3P + ⊕	- 6h ● - ◇	9
BP 6365	63A - 3P + N + ⊕	- 6h ● - ◇	9

480÷500V~ - 50 and 60 Hz - black

BP 6374	63A - 3P + ⊕	- 7h ●	1
BP 6375	63A - 3P + N + ⊕	- 7h ●	1

◇ The articles with hour position 6h refer to the rated voltage (2P+⊕/220÷250V ~ - 3P+⊕ and 3P+N+⊕/380÷415V ~)



63A

cover with transparent window for modular control equipment and 63A socket-outlet

degree of protection IP66/IP67 (EN 62262)
in compliance with standards EN 60309-1, -2 and -4
inserts and enclosures in insulating self-extinguishing thermoplastic material, UL-listed
spring lid with locking ring and gasket
63A socket-outlet with pilot contact and nickel-plated contacts
transparent window in self-extinguishing polycarbonate, UL-listed
for fixing up to 4,5 units
closing plates for empty spaces
DIN-rail EN 60715 made to measure and with fixing screws
bottom plate provided with inserts and fixing screws

100÷130V~ - 50 and 60 Hz - yellow

BPR 6343	63A - 2P + ⊕	- 4h ●	9
BPR 6344	63A - 3P + ⊕	- 4h ●	9
BPR 6345	63A - 3P + N + ⊕	- 4h ●	9

200÷250V~ - 50 and 60 Hz - blue

BPR 6363	63A - 2P + ⊕	- 6h ● - ◇	9
BPR 6394	63A - 3P + ⊕	- 9h ●	9
BPR 6395	63A - 3P + N + ⊕	- 9h ●	9

380÷415V~ - 50 and 60 Hz - red

BPR 6393	63A - 2P + ⊕	- 9h ●	9
BPR 6364	63A - 3P + ⊕	- 6h ● - ◇	9
BPR 6365	63A - 3P + N + ⊕	- 6h ● - ◇	9

480÷500V~ - 50 and 60 Hz - black

BPR 6374	63A - 3P + ⊕	- 7h ●	9
BPR 6375	63A - 3P + N + ⊕	- 7h ●	9

◇ The articles with hour position 6h refer to the rated voltage (2P+⊕/220÷250V ~ - 3P+⊕ and 3P+N+⊕/380÷415V ~)



63A

Complementary parts

BC 1123 CS
(page 94)



BC 4034 T3
(page 94)



BC 1734 P3
(page 94)



BC 1734 R3/R3T
(page 94)





BK distribution system

- all components (modules, boxes, covers, etc.) are in self-extinguishing glass fibre reinforced polyester, UL-listed, colour grey RAL 7035
- all exterior metal parts (screws, pins, springs, etc.) are in stainless steel
- threaded seats, unlosable screws
- gaskets in anti-ageing rubber, resistant to oil
- ® with Italian Quality Mark (in compliance with the Italian standard CEI 23-48, corresponding to the International standard IEC 60670)

picture	ILME part No.	description	packaging
complementary parts and accessories of the BK system			
	BC 1123 CS	single box equipped with: - cable glands Pg 21 and Pg 29 - plugs ARD 21 and ARD 29 all with gasket ® (CEI 23-48)	15
	BC 1123 ME	gasket for flush mounting in anti-ageing rubber to be mounted on modules built-in in niches with irregular edges or in niches made on tiled surfaces, to cover possible cracks	1
	BC 1123 P	single cover to close unused spaces, to cover equipment mounted on the back plate or as support for board accessories equipped with gasket and stainless steel fixing screws ® (CEI 23-48)	1
	BC 4034 T3	triple box equipped with: - cable glands Pg 29 and Pg 36 - plugs ARD 29 and ARD 36 all with gasket climbing irons for wall mounting separators for entry/shunt zone ® (CEI 23-48)	2
	BC 1734 P3	plate cover for triple box to close the connecting zone of the triple box equipped with gasket, stainless steel blocking screws alveolated bottom, set of screws ® (CEI 23-48)	2
	BC 1734 R3	triple box cover for mounting modular control equipment to close the connecting zone of the triple box with room for modular equipments (up to 16 units) and opaque cover	2
	BC 1734 R3T	to close the connecting zone of the triple box with room for modular equipments (up to 16 units) and transparent cover equipped with gaskets, stainless steel blocking screws DIN-rail EN 60715 right sized and with fixing screws, a series of small plates to close the unused spaces ® (CEI 23-48)	2
	BC 1123 PF	box mounting plate - with inserts to be mounted on the ground of the single or triple box steel	1
	BC GHT	safety block with key to lock the cover BC 1734 R3 supplied with two keys	1
	BC FR 62	plates for empty spaces to close empty modular spaces it comprises fractions of modules 17.5 mm (6 of 3/4 + 2 of 1/4 modules)	1
	BC SFT	climbing iron for boxes climbing iron for external wall mounting supplied with fixing screws	1

BK devices, when mounted on their boxes, keep IP66/67 degree of protection



BK distribution system

- all components (modules, boxes, covers, etc.) are in self-extinguishing glass fibre reinforced polyester, UL-listed, colour grey RAL 7035
- all exterior metal parts (screws, pins, springs, etc.) are in stainless steel

- threaded seats, unlosable screws
- gaskets in anti-ageing rubber, resistant to oil
- with Italian Quality Mark (in compliance with the Italian standard CEI 23-48, corresponding to the International standard IEC 60670)

picture	ILME part No.	description	packaging
complementary parts and accessories of the BK system			
cover with hole for one flush-mounting socket-outlet			
	BC 1123 Q	suitable for straight flush-mounting sockets with flange 80x80 mm (see pages 84-85) Ⓢ (CEI 23-48)	1
cover with holes for two flush-mounting socket-outlets			
	BC 1123 Q2	suitable for straight flush-mounting sockets with flange 80x80 mm (see pages 84-85) Ⓢ (CEI 23-48)	1
cover with window for modular control equipment			
	BC 1123 R	4.5 units max equipped with DIN-rail EN 60715 right sized and with fixing screws back plate equipped with inserts and screws Ⓢ (CEI 23-48)	1
cover with hole for one straight flush-mounting socket and window for modular control equipment			
	BC 1123 RQ	suitable for straight flush-mounting sockets with flange 80x80 mm (see pages 84-85) 4.5 units max equipped with DIN-rail EN 60715 right sized and with fixing screws back plate equipped with inserts and screws Ⓢ (CEI 23-48)	1
window for modular control equipment			
	BC 45 ST	4.5 units max	50
DIN-rail EN 60715			
	BC GD8	in the right size with fixing screws	1
safety lock for handles			
	BC BLC	kit consisting of insert and lock so the operating handles can be locked in the open or closed position (for BE, BK, socket-outlets) supplied with two keys	1
nuts reducing Pg to gas			
	ARE 2134	for threaded holes Pg 21 - for pipes 3/4" gas	1
	ARE 291	for threaded holes Pg 29 - for pipes 1" gas	1
	ARE 3612	for threaded holes Pg 36 - for pipes 1 1/2" gas	1

BK devices, when mounted on their boxes, keep IP66/67 degree of protection

QM

Portable distribution panels for construction sites (ACS)



For technical data sheets and further information please refer to the technical catalogues available at www.ilme.com



QM - portable distribution panels for construction sites (ACS)

- basic board type QM V P4 / QM V P6 for 4 / 6 Pluso series flush-mounting sockets type PEW...PQ/PQF
- magnetothermal mains with intervention characteristic C and Icn = 6 kA
- differential protection with intervention characteristic AC, IΔn = 0,03 A and IΔm = 6 kA
- power cable = 4m, type H07 RN-F 2G2,5, 3G2,5, 4G2,5 or 4G4 according to rated current and wired plug
- degree of protection IP65 (EN 60529), IP55 with Shuko® sockets
- mechanical resistance to impacts: IK 08 in compliance with EN 62262

picture ILME part No. description packaging

with socket-outlet PEW PQ / PQF series



	magnetothermal mains switch with differential protection	maximum withdrawable active power values	plug entry	N. socket-outlets	PEW 1663 PQF 16A, 230V, 2P+⊕, 6h	PEW 1664 PQF 16A, 400V, 3P+⊕, 6h	PEW 1665 PQ 16A, 230 / 400V, 3P+N+⊕, 6h	PEW 3264 PQ 32A, 400V, 3P+⊕, 6h	16A - 2P+⊕ Schuko® IP55	
	A	kW			●	●	●	●	□	
QM PA4	16	3	PEW 1663 SV	4	4					1
QM PB4	16	9	PEW 1664 SV	4		4				1
QM PC22	16	9	PEW 1665 SV	4	2	2				1
QM PD22	16	3	PEW 1663 SV	4	2				2	1
QM PH211	16	9	PEW 1665 SV	4	2	1	1			1
QM PI211	32*	18	PEW 3265 SV	4	2	1		1		1

with socket-outlet PEW PQ / PQF series



	magnetothermal mains switch with differential protection	maximum withdrawable active power values	plug entry	N. socket-outlets	PEW 1663 PQF 16A, 230V, 2P+⊕, 6h	PEW 1664 PQF 16A, 400V, 3P+⊕, 6h	PEW 1665 PQ 16A, 230 / 400V, 3P+N+⊕, 6h	PEW 3264 PQ 32A, 400V, 3P+⊕, 6h	16A - 2P+⊕ Schuko® IP55	
	A	kW			●	●	●	●	□	
QM PA6	16	3	PEW 1663 SV	6	6					1
QM PC33	16	9	PEW 1665 SV	6	3	3				1
QM PC42	16	9	PEW 1665 SV	6	4	2				1
QM PH222	16	9	PEW 1665 SV	6	2	2	2			1
QM PI222	32*	18	PEW 3265 SV	6	2	2		2		1
QM PL222	16	9	PEW 1665 SV	6	2	2			2	1

* 16A magnetothermal switch in addition to the magnetothermal mains switch with different protection

QM BOARD WITH IP55 SCHUKO® SOCKETS (ACCORDING TO EN 60529)





QM - portable distribution panels for construction sites (ACS)

- degree of protection IP55 (EN 60529)
- basic board type QM V S2 for 2 series interlocked sockets SQ type SQE...5
- magnetothermal mains with intervention characteristic C and Icn = 6 kA
- differential protection with intervention characteristic AC, IΔn = 0,03 A and IΔm = 6 kA
- power cable = 4m, type H07 RN-F 2G2,5, 3G2,5, 4G2,5 or 4G4 according to rated current and wired plug
- mechanical resistance to impacts: IK 08 in compliance with EN 62262

picture ILME part No. description packaging

with interlocked socket-outlet SQE series



	magnetothermal mains switch with differential protection	maximum withdrawable active power values	plug entry	N. socket-outlets	SQE 1663.5 16A, 230V, 2P+⊕, 6h	SQE 1664.5 16A, 400V, 3P+⊕, 6h	SQE 1665.5 16A, 230 / 400V, 3P+N+⊕, 6h	SQE 3264.5 32A, 400V, 3P+⊕, 6h	SQT 16220 16A, 24V, 2P+⊕	
	A	kW			●	●	●	●	●	
QM SA2	16	3	PEW 1663 SV	2	2					1
QM SB2	16	9	PEW 1664 SV	2		2				1
QM SC11	16	9	PEW 1665 SV	2	1	1				1
QM SE11	16	9	PEW 1665 SV	2	1		1			1
QM SF11	32*	18	PEW 3265 SV	2	1			1		1
QM SG11	16	3	PEW 1663 SV	2	1				1	1

* 16A magnetothermal switch in addition to the magnetothermal mains switch with different protection



For technical data sheets and further information please refer to the technical catalogues available at www.ilme.com

NEW

QP - QG

**Boxes and factory assembled boards
for construction sites (ACS)**



For technical data sheets and further information please refer to the technical catalogues available at www.ilme.com



QP - boxes and factory assembled boards for construction sites (ACS) with socket-outlets TM and SQV series

- degree of protection IP55 (EN 60529)
- in shock proof and self-extinguishing thermoplastic material, colour grey RAL 7012
- for wall-mounting or with support
- assembled version supplied with every accessory (power supply plug, socket-outlets, safety devices, wirings, etc.) ready to be used, fuses and other plugs not included
- assembled board consisting of wall-mount entry plug, basic board QP V, main emergency push-button and release coil
- in compliance with standard EN 61439-4
- mechanical resistance to impacts: 6 J

picture

ILME part No.

description

packaging

with socket-outlets TM series
with base for fuse-carrier



	magnetothermal mains switch with differential protection	maximum withdrawable active power values	wall plug 400V, 3P+N+⊕, 6h (red)	N. socket-outlets	TM 1663 IT 16A, 250V, 2P+⊕, 6h (blue)	TM 1664 IT 16A, 400V, 3P+⊕, 6h (red)	TM 1665 IT 16A, 400V, 3P+N+⊕, 6h (red)	TM 3264 IT 32A, 400V, 3P+⊕, 6h (red)	TM 3265 IT 32A, 400V, 3P+N+⊕, 6h (red)	TM 16220 T1 16A, 24V, 2P, no key way (violet)	
	A	kW									
QP TI A	63	35	63	5	2	2		1			1
QP TI A-1	63	35	63	5	2	2			1		1
QP TI B	40	20	63	5	2	3					1
QP TI B-1	40	20	63	4	2	1	1				1
QP TI B-2	40	20	63	5	3	2					1
QP TI C	63	35	63	5	3	1		1			1
QP TI C-1	63	35	63	5	3	1			1		1
QP TI C-2	63	35	63	5	2	1		1		1	1
QP TI D	63	35	63	5	1	3		1			1

with socket-outlets SQV series
with base for fuse-carrier



	magnetothermal mains switch with differential protection	maximum withdrawable active power values	wall plug 400V, 3P+N+⊕, 6h (red)	N. socket-outlets	SQV 1663.5 16A, 250V, 2P+⊕, 6h (blue)	SQV 1664.5 16A, 400V, 3P+⊕, 6h (red)	SQV 1665.5 16A, 400V, 3P+N+⊕, 6h (red)	SQV 3264.5 32A, 400V, 3P+⊕, 6h (red)	SQV 3265.5 32A, 400V, 3P+N+⊕, 6h (red)	SQT 16220 16A, 24V, 2P, no key way (violet)	
	A	kW									
QP SQ A	63	35	63	5	2	2		1			1
QP SQ A-1	63	35	63	5	2	2			1		1
QP SQ A-3	63	35	63	5	2	1	1		1		1
QP SQ B	40	20	63	5	2	3					1
QP SQ B-1	40	20	63	4	2	1	1				1
QP SQ B-2	40	20	63	5	3	2					1
QP SQ B-6	40	20	63	4	3		1				1
QP SQ B-9	40	20	63	4	2	2					1
QP SQ C	63	35	63	5	3	1		1			1
QP SQ C-1	63	35	63	5	3	1			1		1
QP SQ C-2	63	35	63	5	2	1		1		1	1
QP SQ D	63	35	63	5	1	3		1			1
QP SQ E	63	35	63	6	2	2		2			1
QP SQ E-1	63	35	63	6	2	3		1			1
QP SQ E-2	63	35	63	6	2		2		2		1
QP SQ E-3	63	35	63	6	2	2	1		1		1
QP SQ E-4	63	35	63	6	2	1	1		2		1
QP SQ E-5	63	35	63	6	4			2	2		1
QP SQ E-6	63	35	63	6	4	2					1
QP SQ E-7	63	35	63	6	2	2		1	1		1
QP SQ E-8	63	35	63	6	4		2				1
QP SQ F	63	35	63	6	3	2			1		1
QP SQ F-1	63	35	63	6	3	1	1		1		1
QP SQ FM	63	35	term.*	6	3	1	1		1		1
QP SQ G	63	35	63	5		2		3			1

* entry with gland, conductors' fixing on terminal block

On request we can supply construction site board with differential mains type A. Please contact the export dept. at ILME SpA. for further information.



For technical data sheets and further information please refer to the technical catalogues available at www.ilme.com



QG - boxes and factory assembled boards for construction sites (ACS) with socket-outlets TM and SQV series

- degree of protection IP55 (EN 60529)
- in shock proof and self-extinguishing thermoplastic material, colour grey RAL 7012
- for wall-mounting or with support
- assembled version supplied with every accessory (power supply plug, socket-outlets, safety devices, wirings, etc.) ready to be used, fuses and other plugs not included
- assembled board consisting of wall-mount entry plug, basic board QG V, main emergency push-button and release coil
- in compliance with standard EN 61439-4
- mechanical resistance to impacts: 6 J

picture

ILME part No.

description

packaging

with socket-outlets TM series
with base for fuse-carrier



	A	kW	magnetothermal mains switch with differential protection	maximum withdrawable active power values	wall plug 400V, 3P+N+⊕, 6h (red)	N. socket-outlets	TM 1663 IT 16A, 250V, 2P+⊕, 6h (blue)	TM 1664 IT 16A, 400V, 3P+⊕, 6h (red)	TM 1665 IT 16A, 400V, 3P+N+⊕, 6h (red)	TM 3264 IT 32A, 400V, 3P+⊕, 6h (red)	TM 3265 IT 32A, 400V, 3P+N+⊕, 6h (red)	TM 6364 IT 63A, 400V, 3P+⊕, 6h (red)	TM 6365 IT 63A, 400V, 3P+N+⊕, 6h (red)	TM 16220 T1 16A, 24V, 2P, no key way (violet)
QG TI A	63	35	63	7	2	3	●	●	●	2	●	●	●	1
QG TI B	63	35	63	7	3	3	●	●	●	1	●	●	●	1
QG TI B-1	63	35	63	7	3	2	●	●	1	1	●	●	●	1
QG TI B-2	63	35	63	7	2	3	●	●	●	1	●	●	●	1
QG TI C	63	35	63	7	2	4	●	●	●	1	●	●	●	1
QG TI D	100*	55	125	7	2	3	●	●	●	1	●	1	●	1

with socket-outlets SQV series
with base for fuse-carrier



	A	kW	magnetothermal mains switch with differential protection	maximum withdrawable active power values	wall plug 400V, 3P+N+⊕, 6h (red)	N. socket-outlets	SQV 1663.5 16A, 250V, 2P+⊕, 6h (blue)	SQV 1664.5 16A, 400V, 3P+⊕, 6h (red)	SQV 1665.5 16A, 400V, 3P+N+⊕, 6h (red)	SQV 3264.5 32A, 400V, 3P+⊕, 6h (red)	SQV 3265.5 32A, 400V, 3P+N+⊕, 6h (red)	TM 6364 IS 63A, 400V, 3P+⊕, 6h (red)	TM 6365 IS 63A, 400V, 3P+N+⊕, 6h (red)	SQT 16220 16A, 24V, 2P, no key way (violet)
QG SQ A	63	35	63	7	2	3	●	●	●	2	●	●	●	1
QG SQ B	63	35	63	7	3	3	●	●	●	1	●	●	●	1
QG SQ B-1	63	35	63	7	3	2	●	●	1	1	●	●	●	1
QG SQ B-2	63	35	63	7	2	3	●	●	●	1	●	●	●	1
QG SQ C	63	35	63	7	2	4	●	●	●	1	●	●	●	1
QG SQ D	100*	55	125	7	2	3	●	●	●	1	1	●	●	1
QG SQ D-1	100	55	125	6	2	2	●	●	●	1	1	1	●	1
QG SQ D-2	100	55	125	6	1	3	●	●	●	4	1	1	●	1
QG SQ E	100*	55	125	8	3	3	●	●	●	2	●	●	●	1
QG SQ F	100*	55	125	9	3	4	●	●	●	2	●	●	●	1

* 100A magnetothermal mains switch
Secondary protection switches for the sockets

On request we can supply construction site board with differential mains type A. Please contact the export dept. at ILME SpA. for further information.





QM - QP - QG boards for construction sites empty

- in shock proof and self-extinguishing thermoplastic material, colour grey RAL 7012
- assembled version supplied with every accessory for the mounting

picture	ILME part No.	description	packaging
---------	---------------	-------------	-----------

kit for construction site boards

degree of protection IP55 (EN 60529) but they assume the lowest degree of protection between the mounted devices

	QM V P4	<p>empty board to be mounted with 4 PE / PEW...PQ / PQF sockets with flange 80 x 80 mm:</p> <ul style="list-style-type: none"> - 1 rail half shell complete with spring hinged cover - 1 socket-outlet half shell - 1 DIN EN 60715, 219 mm rail with fastening screws - 1 Pg 21 IP65 angled cable gland - 1 25 mm² earth terminal - 16 self tapping stainless steel screws, suitable for plastics, 3.9x19 mm, mixed cuts / Ph (to fasten socket-outlets) - 1 cable clamp + 2 screws, 3.9x32 mm + 2 flat washers Ø 4x8 mm to fix the cable clamp - 6 self tapping screws, 3.9x22 mm with stainless steel flat washers (to fix half shells) - 2 DIN module blanking units - 1 plate to be filled with data - 1 document holder pocket 	1
	QM V P6	<p>empty board to be mounted with 6 PE / PEW...PQ / PQF sockets with flange 80 x 80 mm:</p> <ul style="list-style-type: none"> - 1 rail half shell complete with spring hinged cover - 1 socket-outlet half shell - 1 DIN EN 60715, 219 mm rail with fastening screws - 1 Pg 21 IP65 angled cable gland - 1 25 mm² earth terminal - 24 self tapping stainless steel screws, suitable for plastics, 3.9x19 mm, mixed cuts / Ph (to fasten socket-outlets) - 1 cable clamp + 2 screws, 3.9x32 mm + 2 flat washers Ø 4x8 mm to fix the cable clamp - 6 self tapping screws, 3.9x22 mm with stainless steel flat washers (to fix half shells) - 2 DIN module blanking units - 1 plate to be filled with data - 1 document holder pocket 	1
	QM V S2	<p>empty board to be mounted with 2 SQE / SQV / SQT interlocked sockets:</p> <ul style="list-style-type: none"> - 1 rail half shell complete with spring hinged cover - 1 socket-outlet half shell - 1 DIN EN 60715, 219 mm rail with fastening screws - 1 Pg 21 IP65 angled cable gland - 1 25 mm² earth terminal - 8 self tapping stainless steel screws, suitable for plastics, 3.9x19 mm, mixed cuts / Ph (to fasten socket-outlets) - 1 cable clamp + 2 screws, 3.9x32 mm + 2 flat washers Ø 4x8 mm to fix the cable clamp - 6 self tapping screws, 3.9x22 mm with stainless steel flat washers (to fix half shells) - 2 DIN module blanking units - 1 plate to be filled with data - 1 document holder pocket 	1
	QP V	<p>empty board L66 (660 x 710 x 410 mm) to be mounted composed of:</p> <ul style="list-style-type: none"> - 1 top panel, - 1 bottom panel, - 2 side panels, - 1 back panel with compartment (provided with DIN-rails, cable clamp, earth screw) - 2 covers (1 smooth and 1 with door) to close the compartment, - 1 panel door with triangular key locks, - cable glands, screws and assembling particulars 	1
	QG V	<p>empty board L96 (955 x 710 x 410 mm) to be mounted composed of:</p> <ul style="list-style-type: none"> - 1 top panel, - 1 bottom panel, - 2 side panels, - 1 back panel with compartment (provided with DIN-rails, cable clamp, earth screw) - 3 covers (2 smooth and 1 with door) to close the compartment, - 2 panel doors with triangular key locks, - cable glands, screws and assembling particulars 	1



QM technical characteristics of the empty board

Diagram of the SQE/SQV/SQT devices
to be assembled in the empty QM V... boards

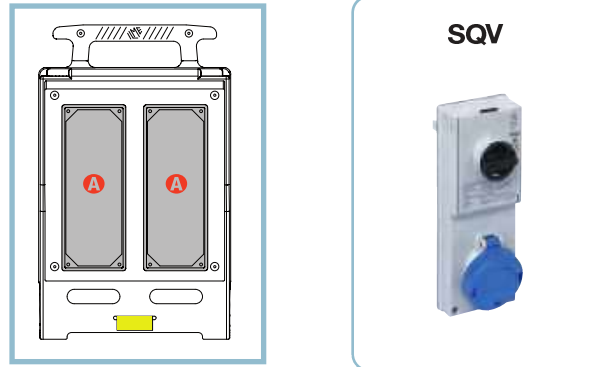
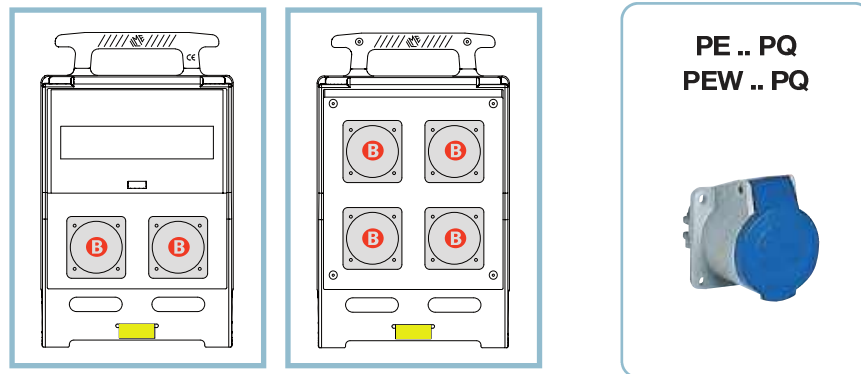


Diagram of the PE/PEW...PQ/PQF devices
to be assembled in the empty QM V... boards



ILME socket-outlets assembled in empty boards (QM V P6, QM V P4 and QM V S2)

socket-outlets and plugs description	ILME series	degree of protection	rated current	socket-outlets/ plugs basic dimensions	fastening centre distance	diagram reference
interlocked switched socket-outlet without fuse carrier	SQE	IP44	16A and 32A	89 x 231 mm	68 x 192 mm	ref. A
interlocked switched socket-outlet without fuse carrier	SQE .5	IP55	16A and 32A	89 x 231 mm	68 x 192 mm	ref. A
interlocked switched socket-outlet with fuse carrier	SQV	IP44	16A and 32A	89 x 231 mm	68 x 192 mm	ref. A
interlocked switched socket-outlet with fuse carrier	SQV .5	IP55	16A and 32A	89 x 231 mm	68 x 192 mm	ref. A
socket-outlet with safety transformer	SQT	IP55	16A	89 x 231 mm	68 x 192 mm	ref. A
complementary built-in socket-outlet (Schuko® type) with door and gasket	FM 88 RBT		16A	80 x 80 mm	60 x 60 mm	ref. B
basic socket-outlet	PE...PQ / PQF	IP44	16A and 32A	80 x 80 mm	60 x 60 mm	ref. B
basic socket-outlet	PEW...PQ / PQF	IP67	16A and 32A	80 x 80 mm	60 x 60 mm	ref. B
Schuko® socket with cover and gasket	FM 923 RAV	IP55	16A	89 x 231 mm	68 x 192 mm	ref. A

- 1) The above diagrams are purely an example of the installation options and do not remove the need to verify the compatibility between the spaces where the protection apparatus will be situated (max. 12 modular units) and the installable output socket-outlets, or the need to verify heat conditions (terminal overtemperature) for the many possible combinations, this remains the responsibility of the board manufacturer. The versions wired by ILME and included in the present catalogue have already been verified.
- 2) When using socket-outlets that do not incorporate protection devices against overcurrents and short circuits (fuses or automatic magnetothermal switches), e.g. for SQE and PE/PEW...PQ/PQF socket-outlets, suitable devices must be installed upstream of said socket-outlets, as specified by Standard EN 61439-4.



Q technical characteristics of the empty board

Diagram of the SQV devices to be assembled in the empty QP V board

- A = SQV
- C = TM 32A and 63A
- E = PEW 6365 SM-S

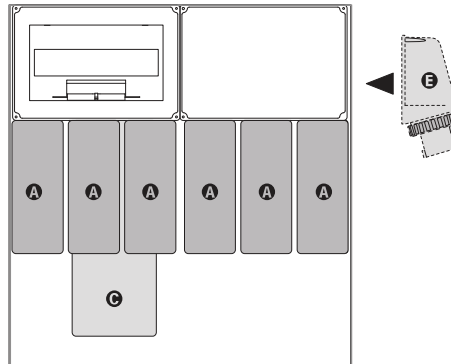


Diagram of the TM devices to be assembled in the empty QP V board

- B = TM 16A and 32K
- C = TM 32A and 63A
- E = PEW 6365 SM-S

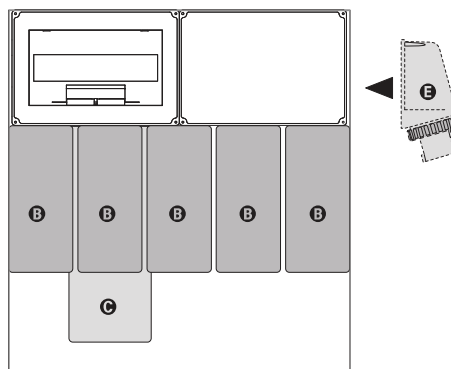


Diagram of the SQV devices to be assembled in the empty QG V board

- A = SQV
- C = TM 32A and 63A
- E = PEW 6365 SM-S
- F = PEW 12565 SM

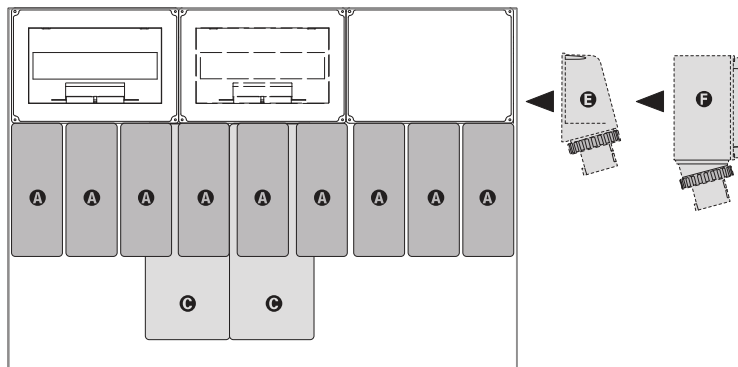
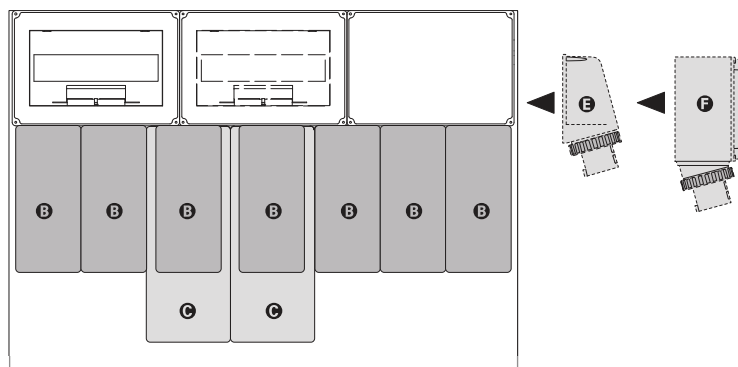


Diagram of the TM devices to be assembled in the empty QG V board






- B = TM 16A and 32K
- C = TM 32A and 63A
- E = PEW 6365 SM-S
- F = PEW 12565 SM



1) The above diagrams are purely an example of the installation options and do not remove the need to verify the compatibility between the spaces where the protection apparatus will be situated and (12 modular units) and the installable output sockets, or the need to verify heat conditions (terminal overtemperature) for the many possible combinations, this remains the responsibility of the board manufacturer. The versions wired by ILME and included in the present catalogue have already been verified.
 2) The use of sockets that do not incorporate protection devices against overcurrents and short circuits (fuses or automatic magnetothermal switches), e.g. for SQE and TM..SP sockets, suitable devices must be installed upstream of said sockets, as specified by Standard EN 61439-4.



QC
accessories
for construction site boards

picture	ILME part No.	description	packaging
accessories for construction site boards			
support frames			
	QCP TS	for boards L66, composed of: 2 side supports and 4 horizontal bars in tubular metal, stainless steel screws for assembly	1
	QC TS	for boards L96, composed of: 2 side supports and 4 horizontal bars in tubular metal, stainless steel screws for assembly	1
wall plug			
	PEW 6365SM-S	63A - 400V - 3P + N + ⊕ - 6h	1
	PEW 12565 SM	125A - 400V - 3P + N + ⊕ - 6h	1
loose protective cap			
	PEW 63 CS	loose protective cap for the 63A plug	1
	PEW 125 CS	loose protective cap for the 125A plug	1
compartment covers			
	QC 2920 R	cover for modular compartment (12 units)	1
	QC 2920 P	cover for branching compartment	1
emergency push-button			
	QC PE	1 NC-660V, preset to be fixed on QP and QG boards	1



Part Nos. index

Part No.	page index	packaging q.ty (kg)	sub-pack q.ty (kg)	unit (kg)	Part No.	page index	packaging q.ty (kg)	sub-pack q.ty (kg)	unit (kg)				
ARE 2134	PE 95	50	1,05	-- --	0,02	BP 6364	PE 93	1	0,95	-- --	0,95		
ARE 291	PE 95	25	0,98	-- --	0,04	BP 6365	PE 93	1	1,01	-- --	1,01		
ARE 3612	PE 95	25	1,53	-- --	0,06	BP 6374	PE 93	1	0,95	-- --	0,95		
AW M25INX	PE 66	50	--	-- --	--	BP 6375	PE 93	1	1,01	-- --	1,01		
AW M25NX	PE 66	100	--	-- --	--	BP 6393	PE 93	1	--	-- --	--		
AW M32INX	PE 66	25	--	-- --	--	BP 6394	PE 93	1	0,95	-- --	0,95		
AW M32NX	PE 66	100	--	-- --	--	BP 6395	PE 93	1	1,01	-- --	1,01		
AW M40INX	PE 66	10	--	-- --	--	BPR 6343	PE 93	9	8,46	1	0,94	0,94	
AW M40NX	PE 66	50	--	-- --	--	BPR 6344	PE 93	9	9,00	1	1,00	1,00	
AW M50INX	PE 66	4	--	-- --	--	BPR 6345	PE 93	9	9,54	1	1,06	1,06	
AW M50NX	PE 66	50	--	-- --	--	BPR 6363	PE 93	9	8,46	1	0,94	0,94	
BC 1123 CS	PE 94	15	9,60	1	0,64	0,66	BPR 6364	PE 93	1	1,00	-- --	1,00	
BC 1123 ME	PE 94	10	0,44	-- --	0,04	BPR 6365	PE 93	1	1,06	-- --	1,06		
BC 1123 P	PE 94	6	2,06	-- --	0,34	BPR 6374	PE 93	9	9,00	1	1,00	1,00	
BC 1123 PF	PE 94	1	0,21	-- --	0,21	BPR 6375	PE 93	9	9,54	1	1,06	1,06	
BC 1123 Q	PE 95	2	0,63	-- --	0,32	BPR 6393	PE 93	9	8,46	1	0,94	0,94	
BC 1123 Q2	PE 95	2	0,62	-- --	0,31	BPR 6394	PE 93	1	1,00	-- --	1,00		
BC 1123 R	PE 95	2	0,78	-- --	0,39	BPR 6395	PE 93	9	9,54	1	1,06	1,06	
BC 1123 RQ	PE 95	2	0,78	-- --	0,39	BT 16220	PE 92	1	3,38	-- --	3,38		
BC 1734 P3	PE 94	2	2,43	1	1,22	1,23	FC 1114 DB	PE 43	20	6,90	1	0,35	0,31
BC 1734 R3	PE 94	2	3,40	1	1,70	1,70	FC 1114 DB5	PE 43	20	7,20	1	0,36	0,34
BC 1734 R3T	PE 94	2	3,20	-- --	1,42	FC 1114 GB5	PE 42	4	2,00	1	0,50	0,48	
BC 4034 T3	PE 94	2	6,90	1	3,45	3,54	FC 1114 PF	PE 43	1	--	-- --	--	
BC 45 ST	PE 95	50	4,35	1	0,09	0,09	FC 1114 RD	PE 89	4	0,53	1	0,13	0,13
BC BLC	PE 95	1	0,09	-- --	0,09	FC 1141 TB	PE 41	10	3,90	-- --	0,30		
BC CHT	PE 57, 94	1	0,04	-- --	0,04	FC 1225 SA	PE 89	6	1,35	1	0,23	0,23	
BC FR 62	PE 57, 94	10	0,14	-- --	0,01	FC 1225 SF2	PE 89	6	2,90	1	0,48	0,41	
BC GD8	PE 95	1	0,03	-- --	0,03	FC 1225 SF3	PE 89	6	2,90	1	0,48	0,41	
BC SFT	PE 78, 94	1	0,04	-- --	0,04	FC 1225 SP	PE 89	6	2,90	1	0,48	0,47	
BE 1643	PE 91	1	1,14	-- --	1,14	FC 1225 SR	PE 89	8	4,80	1	0,60	0,54	
BE 1644	PE 91	1	1,19	-- --	1,19	FC 1225 SRT	PE 89	8	4,60	1	0,58	0,54	
BE 1645	PE 91	1	1,23	-- --	1,23	FC 1414 DB	PE 43	20	8,40	1	0,42	0,37	
BE 1663	PE 91	1	1,14	-- --	1,14	FC 1414 DB5	PE 43	20	8,62	1	0,43	0,40	
BE 1664	PE 91	1	1,19	-- --	1,19	FC 1414 GB5	PE 42	4	2,50	1	0,63	0,50	
BE 1665	PE 91	1	1,23	-- --	1,23	FC 1414 PF	PE 43	1	--	-- --	--		
BE 1674	PE 91	1	1,19	-- --	1,19	FC 1453 TB	PE 41	10	5,40	-- --	0,44		
BE 1675	PE 91	1	1,23	-- --	1,23	FC 2214 DB5	PE 43	4	2,38	1	0,60	0,54	
BE 1693	PE 91	1	1,14	-- --	1,14	FC 2214 GB5	PE 42	2	1,77	1	0,89	0,89	
BE 1694	PE 91	1	1,19	-- --	1,19	FC 2241 DT	PE 41	2	3,25	1	1,63	1,30	
BE 1695	PE 91	1	1,23	-- --	1,23	FC 2514 DB5	PE 43	4	2,59	1	0,65	0,56	
BE 3243	PE 91	1	1,25	-- --	1,25	FC 2514 GB5	PE 42	2	1,90	1	0,95	0,95	
BE 3244	PE 91	1	1,28	-- --	1,28	FC 2525 BM	PE 87	6	9,30	1	1,55	1,39	
BE 3245	PE 91	1	1,36	-- --	1,36	FC 2525 CR	PE 89	6	3,90	1	0,65	0,59	
BE 3263	PE 91	1	1,25	-- --	1,25	FC 2525 MS	PE 89	8	7,80	1	0,98	0,90	
BE 3264	PE 91	1	1,28	-- --	1,28	FC 2525 MU	PE 87	10	15,50	1	1,55	1,46	
BE 3265	PE 91	1	1,36	-- --	1,36	FC 2525 QV	PE 87	6	9,30	1	1,55	1,42	
BE 3274	PE 91	1	1,28	-- --	1,28	FC 2525 RA	PE 87	1	2,20	-- --	1,95		
BE 3275	PE 91	1	1,36	-- --	1,36	FC 2525 RAT	PE 87	1	2,40	-- --	2,00		
BE 3293	PE 91	1	1,25	-- --	1,25	FC 2525 TS	PE 89	5	2,00	1	0,40	0,50	
BE 3294	PE 91	1	1,28	-- --	1,28	FC 2525 TS2	PE 89	5	3,00	1	0,60	0,62	
BE 3295	PE 91	1	1,36	-- --	1,36	FC 2525 TS3	PE 89	5	1,85	1	0,37	0,59	
BK 1643	PE 92	1	1,24	-- --	1,24	FC 2542 BM	PE 86	1	3,05	1	3,05	3,05	
BK 1644	PE 92	1	1,31	-- --	1,31	FC 2542 BMT	PE 86	1	3,05	1	3,05	3,05	
BK 1645	PE 92	1	1,34	-- --	1,34	FC 2542 MS	PE 89	2	3,45	1	1,73	1,46	
BK 1663	PE 92	9	13,14	1	1,46	1,24	FC 2542 QV	PE 86	1	3,10	1	3,10	3,10
BK 1664	PE 92	9	13,64	1	1,52	1,31	FC 2542 QVT	PE 86	1	3,10	1	3,10	3,10
BK 1665	PE 92	9	13,50	1	1,50	1,34	FC 2542 RA	PE 86	1	3,20	1	3,20	3,20
BK 1674	PE 92	1	1,31	-- --	1,31	FC 2542 RAT	PE 86	1	3,10	1	3,10	3,10	
BK 1675	PE 92	1	1,34	-- --	1,34	FC 2545 DT	PE 41	2	3,70	1	1,85	1,48	
BK 1693	PE 92	1	1,24	-- --	1,24	FC 2814 DB5	PE 43	4	2,93	1	0,73	0,64	
BK 1694	PE 92	1	1,31	-- --	1,31	FC 2814 GB5	PE 42	2	2,00	1	1,00	0,89	
BK 1695	PE 92	1	1,34	-- --	1,34	FC 2853 DT	PE 41	2	4,20	1	2,10	1,68	
BK 3243	PE 92	1	1,35	-- --	1,35	FC 2957 DCL	PE 35	1	--	-- --	--		
BK 3244	PE 92	1	1,39	-- --	1,39	FC 2957 DCM	PE 35	1	--	-- --	--		
BK 3245	PE 92	1	1,47	-- --	1,47	FC 2957 DCS	PE 35	1	--	-- --	--		
BK 3263	PE 92	9	13,60	1	1,51	1,35	FC 2957 DTL	PE 35	1	--	-- --	--	
BK 3264	PE 92	9	14,00	1	1,56	1,39	FC 2957 DTM	PE 35	1	--	-- --	--	
BK 3265	PE 92	9	14,50	1	1,61	1,47	FC 2957 DTS	PE 35	1	--	-- --	--	
BK 3274	PE 92	1	1,39	-- --	1,39	FC KFO	PE 78	1	--	-- --	--		
BK 3275	PE 92	1	1,47	-- --	1,47	FC M25 6.5	PE 35	1	0,01	-- --	0,01		
BK 3293	PE 92	1	1,35	-- --	1,35	FC M40 6.5	PE 35	1	0,01	-- --	0,01		
BK 3294	PE 92	1	1,39	-- --	1,39	FC NP 16	PE 43	10	0,68	-- --	0,07		
BK 3295	PE 92	1	1,47	-- --	1,47	FC NP 21	PE 43, 51	10	1,13	-- --	0,11		
BKR 432 ZF	PE 75	1	0,29	-- --	0,29	FC NP 29	PE 43, 51, 57	10	2,09	-- --	0,21		
BP 6343	PE 93	1	0,89	-- --	0,89	FC NP 36	PE 57	10	2,09	-- --	0,21		
BP 6344	PE 93	1	0,95	-- --	0,95	FC TXT	PE 41	10	0,34	-- --	0,03		
BP 6345	PE 93	1	1,01	-- --	1,01	FM 1043 CL	PE 77	4	3,80	1	0,95	0,79	
BP 6363	PE 93	1	--	-- --	--	FM 1043 CO	PE 78	1	--	-- --	--		



Part Nos. index

Part No.	page index	packaging q.ty (kg)	sub-pack q.ty (kg)	unit (kg)	Part No.	page index	packaging q.ty (kg)	sub-pack q.ty (kg)	unit (kg)				
FM 1043 DSQV	PE 77	4	3,75	1 0,94	0,79	KI 1675 RI5	PE 37	1	1,75	—	—	1,75	
FM 1043 PQ	PE 77	4	3,90	1 0,98	0,79	KI 1693 EB6	PE 32	1	1,03	—	—	1,03	
FM 1043 SQV	PE 77	4	3,80	1 0,95	0,76	KI 1693 IB6	PE 33	1	1,11	—	—	1,11	
FM 1114 CV	PE 80	1	0,08	—	—	0,08	KI 1693 RI5	PE 37	1	1,70	—	—	1,70
FM 18 ET	PE 78	1	—	—	—	—	KI 1694 EB6	PE 32	1	1,06	—	—	1,06
FM 2451 CI	PE 78	1	0,17	—	—	0,17	KI 1694 IB6	PE 33	1	1,21	—	—	1,21
FM 2451 CL	PE 77	1	2,50	1 2,50	2,50	2,50	KI 1694 RI5	PE 37	1	1,80	—	—	1,72
FM 2451 DSQV	PE 77	1	2,50	1 2,50	2,50	2,50	KI 1695 EB6	PE 32	1	1,10	—	—	1,10
FM 2451 PI	PE 77	1	2,50	—	—	2,50	KI 1695 IB6	PE 33	1	1,26	—	—	1,26
FM 2451 PIN	PE 77	1	2,50	1 2,50	2,50	2,50	KI 1695 RI5	PE 37	1	1,75	—	—	1,75
FM 2451 SQ	PE 77	1	2,50	1 2,50	2,50	2,50	KI 3243 EB6	PE 32	1	1,16	—	—	1,16
FM 2451 SQV	PE 77	1	2,60	1 2,60	2,60	2,60	KI 3243 IB6	PE 33	1	1,19	—	—	1,19
FM 2510 MI	PE 78	1	0,13	—	—	0,13	KI 3243 RI5	PE 37	1	2,10	—	—	2,10
FM 32 MT	PE 78	1	0,05	—	—	0,05	KI 3244 EB6	PE 32	1	1,20	—	—	1,20
FM 3221	PE 77	1	1,85	—	—	1,40	KI 3244 IB6	PE 33	1	1,23	—	—	1,23
FM 3236 CI	PE 78	1	0,15	—	—	0,15	KI 3244 RI5	PE 37	1	1,80	—	—	1,80
FM 3236 CL	PE 77	1	2,10	—	—	2,02	KI 3245 EB6	PE 32	1	1,25	—	—	1,25
FM 3236 PI	PE 77	1	2,20	—	—	2,04	KI 3245 IB6	PE 33	1	1,38	—	—	1,38
FM 3236 PIN	PE 77	1	2,50	1 2,50	2,05	2,05	KI 3245 RI5	PE 37	1	2,21	—	—	2,21
FM 3236 SQ	PE 77	1	2,70	—	—	1,99	KI 3263 EB6	PE 32	8	9,25	1 1,16	1,16	
FM 3251 CI	PE 78	1	0,19	—	—	0,19	KI 3263 IB6	PE 33	8	10,25	1 1,28	1,19	
FM 3251 CL	PE 77	1	3,60	1 3,60	2,72	2,72	KI 3263 IB6L	PE 34	1	—	—	—	—
FM 3251 DSQV	PE 77	1	3,10	1 3,10	3,10	3,10	KI 3263 RI5	PE 37	1	2,10	—	—	2,10
FM 3251 PI	PE 77	1	3,00	—	—	2,67	KI 3264 EB6	PE 32	8	9,55	1 1,20	1,20	
FM 3251 SQ	PE 77	1	3,00	1 3,00	2,62	2,62	KI 3264 IB6	PE 33	8	10,55	1 1,32	1,23	
FM 3251 SQV	PE 77	1	3,70	1 3,70	2,62	2,62	KI 3264 IB6L	PE 34	1	—	—	—	—
FM 416	PE 78	10	0,07	1 0,01	0,01	0,01	KI 3264 RI5	PE 37	1	2,05	—	—	2,05
FM 4272 CL	PE 77	1	6,00	1 6,00	4,80	4,80	KI 3265 EB6	PE 32	8	10,00	1 1,25	1,25	
FM 4272 PI	PE 77	1	6,00	1 6,00	4,80	4,80	KI 3265 IB6	PE 33	8	11,00	1 1,38	1,38	
FM 4272 SQ	PE 77	1	6,00	1 6,00	4,80	4,80	KI 3265 IB6L	PE 34	1	—	—	—	—
FM 4272 SQV	PE 77	1	6,00	—	—	4,80	KI 3265 RI5	PE 37	1	2,15	—	—	2,21
FM 68 CV	PE 79	1	0,03	—	—	0,03	KI 3274 EB6	PE 32	1	1,20	—	—	1,20
FM 811 CV	PE 79	1	0,05	—	—	0,05	KI 3274 IB6	PE 33	1	1,23	—	—	1,23
FM 88 CV	PE 79	1	0,04	—	—	0,04	KI 3274 RI5	PE 37	1	2,05	—	—	2,05
FM 88 RBT	PE 79	1	—	—	—	—	KI 3275 EB6	PE 32	1	1,25	—	—	1,25
FM 88 RC	PE 79	1	0,03	—	—	0,03	KI 3275 IB6	PE 33	1	1,38	—	—	1,38
FM 88 RQ	PE 79	1	0,03	—	—	0,03	KI 3275 RI5	PE 37	1	2,21	—	—	2,21
FM 910 CV	PE 79	1	0,05	—	—	0,05	KI 3293 EB6	PE 32	1	1,16	—	—	1,16
FM 910 CVF	PE 79	1	0,05	—	—	0,05	KI 3293 IB6	PE 33	1	1,19	—	—	1,19
FM 910 CVU	PE 79	1	0,04	—	—	0,04	KI 3293 RI5	PE 37	1	2,10	—	—	2,10
FM 910 RAV	PE 79	1	—	—	—	—	KI 3294 EB6	PE 32	1	1,20	—	—	1,20
FM 910 RBT	PE 79	1	—	—	—	—	KI 3294 IB6	PE 33	1	1,23	—	—	1,23
FM 910 RC	PE 79	1	0,04	—	—	0,04	KI 3294 RI5	PE 37	1	2,05	—	—	2,05
FM 910 RI	PE 79	1	0,04	—	—	0,04	KI 3295 EB6	PE 32	1	1,25	—	—	1,25
FM 923 CV	PE 80	1	0,10	—	—	0,10	KI 3295 IB6	PE 33	1	1,38	—	—	1,38
FM 923 CVF	PE 80	1	—	—	—	—	KI 3295 RI5	PE 37	1	2,21	—	—	2,21
FM 923 CVU	PE 80	1	0,10	—	—	0,10	KI 6343 EB6	PE 32	1	3,10	—	—	3,10
FM 923 RAV	PE 80	1	—	—	—	—	KI 6343 IB6	PE 33	1	4,30	—	—	4,30
FM 923 RBT	PE 80	1	0,33	—	—	0,33	KI 6343 RI5	PE 37	1	2,56	—	—	2,56
FM GD 18	PE 78	10	0,79	—	—	0,08	KI 6344 EB6	PE 32	1	—	—	—	—
FM GD 25	PE 78	10	0,80	—	—	0,08	KI 6344 IB6	PE 33	1	4,35	—	—	4,35
FM GD 35	PE 78	1	—	—	—	—	KI 6344 RI5	PE 37	1	2,71	—	—	2,71
KI 1643 EB6	PE 32	1	1,03	—	—	1,03	KI 6345 EB6	PE 32	1	—	—	—	—
KI 1643 IB6	PE 33	1	1,11	—	—	1,11	KI 6345 IB6	PE 33	1	4,50	—	—	4,50
KI 1643 RI5	PE 37	1	1,70	—	—	1,70	KI 6345 RI5	PE 37	1	2,75	—	—	2,75
KI 1644 EB6	PE 32	1	1,06	—	—	1,06	KI 6363 EB6	PE 32	1	3,10	—	—	3,10
KI 1644 IB6	PE 33	1	1,21	—	—	1,21	KI 6363 IB6	PE 33	1	4,30	—	—	4,30
KI 1644 RI5	PE 37	1	1,73	—	—	1,72	KI 6363 RI5	PE 37	1	2,60	—	—	2,56
KI 1645 EB6	PE 32	1	1,10	—	—	1,10	KI 6364 EB6	PE 32	1	—	—	—	—
KI 1645 IB6	PE 33	1	1,26	—	—	1,26	KI 6364 IB6	PE 33	1	4,35	—	—	4,35
KI 1645 RI5	PE 37	1	1,75	—	—	1,75	KI 6364 RI5	PE 37	1	2,70	—	—	2,71
KI 1663 EB6	PE 32	15	15,45	1 1,03	1,03	1,03	KI 6365 EB6	PE 32	1	—	—	—	—
KI 1663 IB6	PE 33	15	17,50	1 1,17	1,11	1,11	KI 6365 IB6	PE 33	1	4,50	—	—	4,50
KI 1663 IB6L	PE 34	1	—	—	—	—	KI 6365 RI5	PE 37	1	2,80	—	—	2,75
KI 1663 RI5	PE 37	1	1,80	—	—	1,70	KI 6374 EB6	PE 32	1	—	—	—	—
KI 1664 EB6	PE 32	15	15,90	1 1,06	1,06	1,06	KI 6374 IB6	PE 33	1	4,35	—	—	4,35
KI 1664 IB6	PE 33	15	18,15	1 1,21	1,21	1,21	KI 6374 RI5	PE 37	1	2,70	—	—	2,71
KI 1664 IB6L	PE 34	1	—	—	—	—	KI 6375 EB6	PE 32	1	—	—	—	—
KI 1664 RI5	PE 37	1	1,90	—	—	1,72	KI 6375 IB6	PE 33	1	4,50	—	—	4,50
KI 1665 EB6	PE 32	15	16,50	1 1,10	1,10	1,10	KI 6375 RI5	PE 37	1	2,75	—	—	2,75
KI 1665 IB6	PE 33	15	18,90	1 1,26	1,26	1,26	KI 6393 EB6	PE 32	1	3,10	—	—	3,10
KI 1665 IB6L	PE 34	1	—	—	—	—	KI 6393 IB6	PE 33	1	4,30	—	—	4,30
KI 1665 RI5	PE 37	1	1,90	—	—	1,75	KI 6393 RI5	PE 37	1	2,56	—	—	2,56
KI 1674 EB6	PE 32	1	1,06	—	—	1,06	KI 6394 EB6	PE 32	1	—	—	—	—
KI 1674 IB6	PE 33	1	1,21	—	—	1,21	KI 6394 IB6	PE 33	1	4,35	—	—	4,35
KI 1674 RI5	PE 37	1	1,70	—	—	1,72	KI 6394 RI5	PE 37	1	2,71	—	—	2,71
KI 1675 EB6	PE 32	1	1,10	—	—	1,10	KI 6395 EB6	PE 32	1	—	—	—	—
KI 1675 IB6	PE 33	1	1,26	—	—	1,26	KI 6395 IB6	PE 33	1	4,50	—	—	4,50



Part Nos. index

Part No.	page index	packaging q.ty (kg)	sub-pack q.ty (kg)	unit (kg)	Part No.	page index	packaging q.ty (kg)	sub-pack q.ty (kg)	unit (kg)		
KI 6395 RI5	PE 37	1	2,75	-- --	2,75	PB 32102 SV	PE 26	10	1,10	-- --	0,11
KI BLC 16	PE 35	1	--	-- --	--	PB 32112 PI	PE 27	10	0,96	-- --	0,10
KI MICRO	PE 35	1	--	-- --	--	PB 32112 PP	PE 26	10	1,90	-- --	0,17
KI SCREW	PE 35	1	--	-- --	--	PB 32112 PV	PE 26	10	1,45	-- --	0,15
PB 16002 PI	PE 27	10	1,07	-- --	0,10	PB 32112 SM	PE 27	10	2,20	-- --	0,13
PB 16002 PP	PE 26	10	1,90	-- --	0,17	PB 32112 SV	PE 26	10	1,10	-- --	0,11
PB 16002 PT	PE 27	10	1,17	-- --	0,12	PB 32113 PI	PE 27	10	1,10	-- --	0,11
PB 16002 PV	PE 26	10	1,55	-- --	0,14	PB 32113 PP	PE 26	10	1,60	-- --	0,16
PB 16002 SM	PE 27	10	1,50	-- --	0,13	PB 32113 PV	PE 26	10	1,60	-- --	0,16
PB 16002 SV	PE 26	20	2,50	-- --	0,11	PB 32113 SM	PE 27	10	1,70	-- --	0,15
PB 16003 PI	PE 27	10	1,09	-- --	0,11	PB 32113 SV	PE 26	10	1,20	-- --	0,12
PB 16003 PP	PE 26	10	1,80	-- --	0,18	PB 32122 PI	PE 27	10	0,96	-- --	0,10
PB 16003 PV	PE 26	10	1,56	-- --	0,16	PB 32122 PP	PE 26	10	1,90	-- --	0,17
PB 16003 SM	PE 27	10	1,90	-- --	0,15	PB 32122 PT	PE 27	10	1,16	-- --	0,12
PB 16003 SV	PE 26	10	1,20	-- --	0,12	PB 32122 PV	PE 26	10	1,45	-- --	0,15
PB 16042 PI	PE 27	10	0,96	-- --	0,10	PB 32122 SM	PE 27	10	2,20	-- --	0,13
PB 16042 PP	PE 26	1	--	-- --	--	PB 32122 SV	PE 26	10	1,10	-- --	0,11
PB 16042 PV	PE 26	10	1,44	-- --	0,14	PB 32123 PI	PE 27	10	1,10	-- --	0,11
PB 16042 SM	PE 27	1	--	-- --	--	PB 32123 PP	PE 26	10	1,95	-- --	0,18
PB 16042 SV	PE 26	10	1,08	-- --	0,11	PB 32123 PV	PE 26	10	1,60	-- --	0,16
PB 16043 PI	PE 27	10	1,09	-- --	0,11	PB 32123 SM	PE 27	10	1,70	-- --	0,15
PB 16043 PP	PE 26	10	1,90	-- --	0,18	PB 32123 SV	PE 26	10	1,20	-- --	0,12
PB 16043 PV	PE 26	10	1,56	-- --	0,16	PE 1643 PI	PE 21, 61, 83	10	1,35	-- --	0,12
PB 16043 SM	PE 27	10	1,50	-- --	0,15	PE 1643 PIF	PE 60, 82	10	1,30	-- --	0,14
PB 16043 SV	PE 26	10	1,20	-- --	0,12	PE 1643 PIQ	PE 20	10	2,00	-- --	0,17
PB 16102 PI	PE 27	10	0,96	-- --	0,10	PE 1643 PQ	PE 22, 85	50	6,10	-- --	0,10
PB 16102 PP	PE 26	10	1,90	-- --	0,17	PE 1643 PQF	PE 84	10	1,45	-- --	0,13
PB 16102 PV	PE 26	10	1,44	-- --	0,14	PE 1643 PV	PE 14	10	1,32	-- --	0,13
PB 16102 SM	PE 27	10	1,50	-- --	0,13	PE 1643 SA	PE 23	10	0,90	-- --	0,09
PB 16102 SV	PE 26	10	1,08	-- --	0,11	PE 1643 SI	PE 25	10	1,35	-- --	0,11
PB 16112 PI	PE 27	10	0,96	-- --	0,10	PE 1643 SM	PE 24	10	1,60	-- --	0,14
PB 16112 PP	PE 26	10	1,90	-- --	0,17	PE 1643 SV	PE 13	10	1,00	-- --	0,10
PB 16112 PV	PE 26	10	1,44	-- --	0,14	PE 1644 PI	PE 21, 61, 83	10	1,35	-- --	0,13
PB 16112 SM	PE 27	1	--	-- --	--	PE 1644 PIF	PE 60, 82	10	1,60	-- --	0,16
PB 16112 SV	PE 26	10	1,08	-- --	0,11	PE 1644 PIQ	PE 20	10	2,10	-- --	0,18
PB 16113 PI	PE 27	10	1,09	-- --	0,11	PE 1644 PQ	PE 22, 85	10	1,40	-- --	0,12
PB 16113 PP	PE 26	10	1,90	-- --	0,18	PE 1644 PQF	PE 84	10	1,51	-- --	0,15
PB 16113 PV	PE 26	1	--	-- --	--	PE 1644 PV	PE 14	10	1,60	-- --	0,16
PB 16113 SM	PE 27	1	--	-- --	--	PE 1644 SA	PE 23	10	1,16	-- --	0,12
PB 16113 SV	PE 26	10	1,20	-- --	0,12	PE 1644 SI	PE 25	10	1,55	-- --	0,14
PB 16122 PI	PE 27	10	0,96	-- --	0,10	PE 1644 SM	PE 24	10	2,20	-- --	0,15
PB 16122 PP	PE 26	10	1,90	-- --	0,17	PE 1644 SV	PE 13	10	1,10	-- --	0,11
PB 16122 PV	PE 26	10	1,44	-- --	0,14	PE 1645 PI	PE 21, 61, 83	10	1,85	-- --	0,18
PB 16122 SM	PE 27	10	1,50	-- --	0,13	PE 1645 PP	PE 20	10	3,40	-- --	0,25
PB 16122 SV	PE 26	10	1,08	-- --	0,11	PE 1645 PQ	PE 22, 85	10	1,75	-- --	0,16
PB 16123 PI	PE 27	10	1,09	-- --	0,11	PE 1645 PV	PE 14	10	2,28	-- --	0,21
PB 16123 PP	PE 26	10	2,00	-- --	0,18	PE 1645 SA	PE 23	10	1,38	-- --	0,14
PB 16123 PV	PE 26	10	1,56	-- --	0,16	PE 1645 SI	PE 25	10	2,18	-- --	0,18
PB 16123 SM	PE 27	10	1,90	-- --	0,15	PE 1645 SM	PE 24	10	2,40	-- --	0,18
PB 16123 SV	PE 26	10	1,20	-- --	0,12	PE 1645 SV	PE 13	10	1,60	-- --	0,16
PB 16220 A1	PE 36	1	5,40	-- --	4,90	PE 1663 PI	PE 21, 61, 83	20	2,66	-- --	0,12
PB 16220 A2	PE 36	1	5,50	-- --	5,10	PE 1663 PIF	PE 60, 82	10	1,30	-- --	0,14
PB 16220 T1	PE 36	2	9,90	1	4,95	PE 1663 PP	PE 20	20	3,88	-- --	0,20
PB 16220 T2	PE 36	1	4,65	-- --	4,38	PE 1663 PQ	PE 22, 85	50	6,30	-- --	0,10
PB 32002 PI	PE 27	10	0,96	-- --	0,10	PE 1663 PQF	PE 84	10	1,45	-- --	0,13
PB 32002 PP	PE 26	10	2,00	-- --	0,17	PE 1663 PV	PE 14	100	14,00	-- --	0,12
PB 32002 PV	PE 26	10	1,45	-- --	0,15	PE 1663 SA	PE 23	10	0,97	-- --	0,10
PB 32002 SM	PE 27	10	2,00	-- --	0,13	PE 1663 SI	PE 25	10	1,35	-- --	0,11
PB 32002 SV	PE 26	10	1,10	-- --	0,11	PE 1663 SM	PE 24	10	1,60	-- --	0,14
PB 32003 PI	PE 27	10	1,10	-- --	0,11	PE 1663 SV	PE 13	100	10,27	-- --	0,10
PB 32003 PP	PE 26	10	2,00	-- --	0,18	PE 1664 PI	PE 21, 61, 83	10	1,50	-- --	0,13
PB 32003 PV	PE 26	10	1,60	-- --	0,16	PE 1664 PIF	PE 60, 82	10	1,60	-- --	0,16
PB 32003 SM	PE 27	10	2,00	-- --	0,15	PE 1664 PIQ	PE 20	20	4,25	-- --	0,22
PB 32003 SV	PE 26	10	1,20	-- --	0,12	PE 1664 PQ	PE 22, 85	10	1,70	-- --	0,12
PB 32042 PI	PE 27	10	0,96	-- --	0,10	PE 1664 PQF	PE 84	10	1,60	-- --	0,15
PB 32042 PP	PE 26	1	--	-- --	--	PE 1664 PV	PE 14	100	16,70	-- --	0,15
PB 32042 PV	PE 26	10	1,45	-- --	0,15	PE 1664 SA	PE 23	10	1,16	-- --	0,12
PB 32042 SM	PE 27	1	--	-- --	--	PE 1664 SI	PE 25	10	1,55	-- --	0,14
PB 32042 SV	PE 26	10	1,10	-- --	0,11	PE 1664 SM	PE 24	10	1,80	-- --	0,15
PB 32043 PI	PE 27	10	1,10	-- --	0,11	PE 1664 SV	PE 13	100	13,00	-- --	0,11
PB 32043 PP	PE 26	10	2,00	-- --	0,18	PE 1665 PI	PE 21, 61, 83	10	2,00	-- --	0,18
PB 32043 PV	PE 26	10	1,60	-- --	0,16	PE 1665 PP	PE 20	10	3,40	-- --	0,25
PB 32043 SM	PE 27	10	3,00	-- --	0,15	PE 1665 PQ	PE 22, 85	10	1,80	-- --	0,16
PB 32043 SV	PE 26	10	1,20	-- --	0,12	PE 1665 PV	PE 14	50	10,60	-- --	0,20
PB 32102 PI	PE 27	10	0,96	-- --	0,10	PE 1665 SA	PE 23	10	1,38	-- --	0,14
PB 32102 PP	PE 26	10	1,90	-- --	0,17	PE 1665 SI	PE 25	10	2,18	-- --	0,18
PB 32102 PV	PE 26	10	1,45	-- --	0,15	PE 1665 SM	PE 24	10	2,01	-- --	0,18
PB 32102 SM	PE 27	10	2,20	-- --	0,13	PE 1665 SV	PE 13	50	8,30	-- --	0,16



Part Nos. index

Part No.	page index	packaging q.ty (kg)	sub-pack q.ty (kg)	unit (kg)	Part No.	page index	packaging q.ty (kg)	sub-pack q.ty (kg)	unit (kg)
PE 1674 PI	PE 21, 61, 83	10 1,35	— —	0,13	PE 3263 SM	PE 24	10 2,75	— —	0,24
PE 1674 PIF	PE 60, 82	10 1,58	— —	0,16	PE 3263 SV	PE 13	10 2,12	— —	0,19
PE 1674 PP	PE 20	10 2,55	— —	0,22	PE 3264 PI	PE 21, 61, 83	10 2,50	— —	0,20
PE 1674 PQ	PE 22, 85	10 1,70	— —	0,12	PE 3264 PP	PE 20	10 3,50	— —	0,33
PE 1674 PQF	PE 84	10 1,51	— —	0,15	PE 3264 PQ	PE 22, 85	10 2,25	— —	0,19
PE 1674 PV	PE 14	10 1,50	— —	0,15	PE 3264 PV	PE 14	10 3,00	— —	0,25
PE 1674 SA	PE 23	10 1,16	— —	0,12	PE 3264 SA	PE 23	10 2,17	— —	0,20
PE 1674 SI	PE 25	10 1,55	— —	0,14	PE 3264 SI	PE 25	10 2,75	— —	0,22
PE 1674 SM	PE 24	10 1,80	— —	0,15	PE 3264 SM	PE 24	10 2,90	— —	0,26
PE 1674 SV	PE 13	10 1,10	— —	0,11	PE 3264 SV	PE 13	20 4,47	— —	0,21
PE 1675 PI	PE 21, 61, 83	10 1,97	— —	0,18	PE 3265 PI	PE 21, 61, 83	10 2,50	— —	0,22
PE 1675 PP	PE 20	10 3,40	— —	0,25	PE 3265 PP	PE 20	10 3,90	— —	0,35
PE 1675 PQ	PE 22, 85	10 1,94	— —	0,16	PE 3265 PQ	PE 22, 85	10 2,28	— —	0,21
PE 1675 PV	PE 14	10 2,27	— —	0,20	PE 3265 PV	PE 14	10 3,02	— —	0,28
PE 1675 SA	PE 23	10 1,38	— —	0,14	PE 3265 SA	PE 23	10 3,00	— —	0,23
PE 1675 SI	PE 25	10 2,18	— —	0,17	PE 3265 SI	PE 25	10 3,20	— —	0,25
PE 1675 SM	PE 24	10 1,95	— —	0,18	PE 3265 SM	PE 24	10 3,80	— —	0,29
PE 1675 SV	PE 13	10 1,60	— —	0,16	PE 3265 SV	PE 13	20 4,20	— —	0,24
PE 1693 PI	PE 21, 61, 83	10 1,35	— —	0,12	PE 3274 PI	PE 21, 61, 83	10 2,50	— —	0,20
PE 1693 PIF	PE 60, 82	10 1,30	— —	0,14	PE 3274 PP	PE 20	10 3,50	— —	0,33
PE 1693 PP	PE 20	10 2,00	— —	0,17	PE 3274 PQ	PE 22, 85	10 1,90	— —	0,19
PE 1693 PQ	PE 22, 85	10 1,30	— —	0,10	PE 3274 PV	PE 14	10 2,55	— —	0,25
PE 1693 PQF	PE 84	10 1,30	— —	0,13	PE 3274 SA	PE 23	10 2,17	— —	0,20
PE 1693 PV	PE 14	10 1,32	— —	0,13	PE 3274 SI	PE 25	10 2,75	— —	0,22
PE 1693 SA	PE 23	10 0,90	— —	0,09	PE 3274 SM	PE 24	10 2,90	— —	0,26
PE 1693 SI	PE 25	10 2,28	— —	0,11	PE 3274 SV	PE 13	10 2,10	— —	0,21
PE 1693 SM	PE 24	10 1,60	— —	0,14	PE 3275 PI	PE 21, 61, 83	10 2,50	— —	0,22
PE 1693 SV	PE 13	10 1,00	— —	0,10	PE 3275 PP	PE 20	10 3,36	— —	0,35
PE 1694 PI	PE 21, 61, 83	10 1,35	— —	0,13	PE 3275 PQ	PE 22, 85	10 2,09	— —	0,21
PE 1694 PIF	PE 60, 82	10 1,60	— —	0,16	PE 3275 PV	PE 14	10 3,00	— —	0,28
PE 1694 PP	PE 20	10 2,55	— —	0,19	PE 3275 SA	PE 23	10 3,00	— —	0,23
PE 1694 PQ	PE 22, 85	10 1,70	— —	0,12	PE 3275 SI	PE 25	10 3,20	— —	0,25
PE 1694 PQF	PE 84	10 1,60	— —	0,15	PE 3275 SM	PE 24	10 3,80	— —	0,29
PE 1694 PV	PE 14	10 1,60	— —	0,16	PE 3275 SV	PE 13	10 2,70	— —	0,24
PE 1694 SA	PE 23	10 1,20	— —	0,11	PE 3293 PI	PE 21, 61, 83	10 2,30	— —	0,19
PE 1694 SI	PE 25	10 1,55	— —	0,14	PE 3293 PP	PE 20	10 3,50	— —	0,31
PE 1694 SM	PE 24	10 2,20	— —	0,15	PE 3293 PQ	PE 22, 85	10 2,00	— —	0,18
PE 1694 SV	PE 13	10 1,10	— —	0,11	PE 3293 PV	PE 14	10 2,80	— —	0,23
PE 1695 PI	PE 21, 61, 83	10 1,85	— —	0,18	PE 3293 SA	PE 23	10 2,05	— —	0,18
PE 1695 PP	PE 20	10 3,40	— —	0,27	PE 3293 SI	PE 25	10 2,56	— —	0,25
PE 1695 PQ	PE 22, 85	10 1,75	— —	0,16	PE 3293 SM	PE 24	10 2,75	— —	0,24
PE 1695 PV	PE 14	10 2,28	— —	0,21	PE 3293 SV	PE 13	10 2,12	— —	0,19
PE 1695 SA	PE 23	10 1,38	— —	0,14	PE 3294 PI	PE 21, 61, 83	10 2,15	— —	0,20
PE 1695 SI	PE 25	10 2,18	— —	0,18	PE 3294 PP	PE 20	10 3,32	— —	0,30
PE 1695 SM	PE 24	10 2,40	— —	0,18	PE 3294 PQ	PE 22, 85	10 2,25	— —	0,19
PE 1695 SV	PE 13	10 1,60	— —	0,16	PE 3294 PV	PE 14	10 2,80	— —	0,25
PE 25 FG	PE 16	1 0,10	— —	0,10	PE 3294 SA	PE 23	10 2,17	— —	0,20
PE 32 FG	PE 16	1 0,10	— —	0,10	PE 3294 SI	PE 25	10 2,70	— —	0,22
PE 3243 PI	PE 21, 61, 83	10 2,30	— —	0,19	PE 3294 SM	PE 24	10 2,90	— —	0,25
PE 3243 PP	PE 20	10 3,55	— —	0,32	PE 3294 SV	PE 13	10 2,10	1 0,21	0,21
PE 3243 PQ	PE 22, 85	10 2,00	— —	0,18	PE 3295 PI	PE 21, 61, 83	10 2,50	— —	0,22
PE 3243 PV	PE 14	10 2,45	— —	0,23	PE 3295 PP	PE 20	10 3,36	— —	0,32
PE 3243 SA	PE 23	10 2,05	— —	0,18	PE 3295 PQ	PE 22, 85	10 2,45	— —	0,21
PE 3243 SI	PE 25	10 2,43	— —	0,25	PE 3295 PV	PE 14	10 3,20	— —	0,28
PE 3243 SM	PE 24	10 2,75	— —	0,24	PE 3295 SA	PE 23	10 3,00	— —	0,23
PE 3243 SV	PE 13	10 1,95	10 1,95	0,19	PE 3295 SI	PE 25	10 3,20	— —	0,25
PE 3244 PI	PE 21, 61, 83	10 2,15	— —	0,20	PE 3295 SM	PE 24	10 3,80	— —	0,29
PE 3244 PP	PE 20	10 3,32	— —	0,30	PE 3295 SV	PE 13	10 2,70	— —	0,24
PE 3244 PQ	PE 22, 85	10 2,25	— —	0,19	PES 1643 PV	PE 12	1 0,13	— —	0,13
PE 3244 PV	PE 14	10 3,00	— —	0,25	PES 1643 SV	PE 11	1 0,11	— —	0,11
PE 3244 SA	PE 23	10 2,17	— —	0,20	PES 1644 PV	PE 12	1 0,16	— —	0,16
PE 3244 SI	PE 25	10 2,75	— —	0,22	PES 1644 SV	PE 11	1 0,13	— —	0,13
PE 3244 SM	PE 24	10 2,90	— —	0,26	PES 1645 PV	PE 12	1 0,20	— —	0,20
PE 3244 SV	PE 13	10 2,21	— —	0,21	PES 1645 SV	PE 11	1 0,16	— —	0,16
PE 3245 PI	PE 21, 61, 83	10 2,50	— —	0,22	PES 1663 PV	PE 12	100 13,17	— —	0,13
PE 3245 PP	PE 20	10 3,85	— —	0,35	PES 1663 SV	PE 11	100 10,87	— —	0,11
PE 3245 PQ	PE 22, 85	10 2,45	— —	0,21	PES 1664 PV	PE 12	100 16,00	— —	0,16
PE 3245 PV	PE 14	10 3,20	— —	0,28	PES 1664 SV	PE 11	100 13,04	— —	0,13
PE 3245 SA	PE 23	10 3,00	— —	0,23	PES 1665 PV	PE 12	50 10,05	— —	0,20
PE 3245 SI	PE 25	10 3,20	— —	0,25	PES 1665 SV	PE 11	50 8,05	— —	0,16
PE 3245 SM	PE 24	10 3,80	— —	0,29	PES 1693 PV	PE 12	1 0,13	— —	0,13
PE 3245 SV	PE 13	10 2,70	— —	0,24	PES 1693 SV	PE 11	1 0,11	— —	0,11
PE 3263 PI	PE 21, 61, 83	10 2,30	— —	0,19	PES 1694 PV	PE 12	1 0,16	— —	0,16
PE 3263 PP	PE 20	10 3,20	— —	0,30	PES 1694 SV	PE 11	1 0,13	— —	0,13
PE 3263 PQ	PE 22, 85	10 2,00	— —	0,18	PES 1695 PV	PE 12	1 0,20	— —	0,20
PE 3263 PV	PE 14	10 2,45	— —	0,23	PES 1695 SV	PE 11	1 0,16	— —	0,16
PE 3263 SA	PE 23	10 2,05	— —	0,18	PESW 1643 PV	PE 12	1 0,17	— —	0,17
PE 3263 SI	PE 25	10 2,56	— —	0,25	PESW 1643 SV	PE 11	1 0,14	— —	0,14



Part Nos. index

Part No.	page index	packaging q.ty (kg)	sub-pack q.ty (kg)	unit (kg)	Part No.	page index	packaging q.ty (kg)	sub-pack q.ty (kg)	unit (kg)		
PESW 1644 PV	PE 12	1	0,20	-- --	0,20	PEW 1643 PQ	PE 22, 85	10	1,40	-- --	0,13
PESW 1644 SV	PE 11	1	0,17	-- --	0,17	PEW 1643 PQF	PE 84	10	1,18	-- --	0,13
PESW 1645 PV	PE 12	1	0,24	-- --	0,24	PEW 1643 PV	PE 14	10	1,84	-- --	0,16
PESW 1645 SV	PE 11	1	0,21	-- --	0,21	PEW 1643 SA	PE 23	10	1,22	-- --	0,12
PESW 1663 PV	PE 12	20	3,34	-- --	0,17	PEW 1643 SI	PE 25	10	1,80	-- --	0,14
PESW 1663 SV	PE 11	40	5,70	-- --	0,14	PEW 1643 SM	PE 24	10	2,00	-- --	0,29
PESW 1664 PV	PE 12	10	2,04	-- --	0,20	PEW 1643 SV	PE 13	10	1,50	-- --	0,13
PESW 1664 SV	PE 11	20	3,41	-- --	0,17	PEW 1643 SVX	PE 71	1	--	-- --	--
PESW 1665 PV	PE 12	10	2,44	-- --	0,24	PEW 1644 PI	PE 21, 61, 83	10	1,87	-- --	0,17
PESW 1665 SV	PE 11	20	4,11	-- --	0,21	PEW 1644 PIF	PE 60, 82	10	1,67	-- --	0,16
PESW 1693 PV	PE 12	1	0,17	-- --	0,17	PEW 1644 PP	PE 20	10	3,30	-- --	0,31
PESW 1693 SV	PE 11	1	0,14	-- --	0,14	PEW 1644 PQ	PE 22, 85	10	1,65	-- --	0,15
PESW 1694 PV	PE 12	1	0,20	-- --	0,20	PEW 1644 PQF	PE 84	10	1,60	-- --	0,15
PESW 1694 SV	PE 11	1	0,17	-- --	0,17	PEW 1644 PV	PE 14	10	2,03	-- --	0,20
PESW 1695 PV	PE 12	1	0,24	-- --	0,24	PEW 1644 SA	PE 23	10	1,45	-- --	0,15
PESW 1695 SV	PE 11	1	0,21	-- --	0,21	PEW 1644 SI	PE 25	10	1,85	-- --	0,17
PEW 125 CS	PE 23, 105	1	0,11	-- --	0,11	PEW 1644 SM	PE 24	10	3,40	-- --	0,30
PEW 12544 PI	PE 21	1	1,38	-- --	1,38	PEW 1644 SV	PE 13	10	1,80	-- --	0,15
PEW 12544 PP	PE 20	1	4,20	-- --	3,91	PEW 1644 SVX	PE 71	1	--	-- --	--
PEW 12544 PQ	PE 22	1	1,39	-- --	1,39	PEW 1645 PI	PE 21, 61, 83	10	2,58	-- --	0,23
PEW 12544 PV	PE 15	1	1,80	-- --	1,80	PEW 1645 PP	PE 20	10	4,80	-- --	0,44
PEW 12544 SI	PE 25	2	3,20	-- --	1,21	PEW 1645 PQ	PE 22, 85	10	2,30	-- --	0,20
PEW 12544 SM	PE 24	1	3,69	-- --	3,69	PEW 1645 PV	PE 14	10	2,71	-- --	0,25
PEW 12544 SV	PE 15	1	1,61	-- --	1,61	PEW 1645 SA	PE 23	10	1,63	-- --	0,17
PEW 12563 PI	PE 21	8	11,60	1	1,45	PEW 1645 SI	PE 25	10	2,55	-- --	0,21
PEW 12563 PP	PE 20	1	3,90	-- --	3,73	PEW 1645 SM	PE 24	10	4,60	-- --	0,41
PEW 12563 PQ	PE 22	8	12,00	1	1,50	PEW 1645 SV	PE 13	10	2,17	-- --	0,19
PEW 12563 PV	PE 15	2	3,25	1	1,63	PEW 1645 SVX	PE 71	1	--	-- --	--
PEW 12563 SI	PE 25	2	3,20	-- --	1,03	PEW 165 CS	PE 23	1	0,04	-- --	0,04
PEW 12563 SM	PE 24	1	3,90	-- --	3,51	PEW 1663 PI	PE 21, 61, 83	10	1,60	-- --	0,14
PEW 12563 SV	PE 15	2	2,85	1	1,43	PEW 1663 PIF	PE 60, 82	10	1,35	-- --	0,13
PEW 12564 PI	PE 21	8	13,60	1	1,70	PEW 1663 PP	PE 20	10	3,00	-- --	0,29
PEW 12564 PP	PE 20	1	4,20	-- --	3,91	PEW 1663 PQ	PE 22, 85	10	1,60	-- --	0,13
PEW 12564 PQ	PE 22	8	13,80	1	1,73	PEW 1663 PQF	PE 84	10	1,45	-- --	0,13
PEW 12564 PV	PE 15	2	3,60	1	1,80	PEW 1663 PV	PE 14	20	2,60	-- --	0,16
PEW 12564 SI	PE 25	2	3,20	-- --	1,21	PEW 1663 SA	PE 23	10	1,65	-- --	0,12
PEW 12564 SM	PE 24	1	4,00	-- --	3,69	PEW 1663 SI	PE 25	10	1,80	-- --	0,14
PEW 12564 SV	PE 15	2	3,22	1	1,61	PEW 1663 SM	PE 24	10	3,15	-- --	0,28
PEW 12565 PI	PE 21	8	15,00	1	1,88	PEW 1663 SV	PE 13	40	5,32	-- --	0,13
PEW 12565 PP	PE 20	1	4,60	-- --	4,10	PEW 1663 SVX	PE 71	1	--	-- --	--
PEW 12565 PQ	PE 22	8	13,80	1	1,73	PEW 1664 PI	PE 21, 61, 83	10	2,00	-- --	0,17
PEW 12565 PV	PE 15	2	3,99	1	1,99	PEW 1664 PIF	PE 60, 82	10	1,67	-- --	0,16
PEW 12565 SI	PE 25	2	3,10	-- --	1,32	PEW 1664 PP	PE 20	10	3,30	-- --	0,31
PEW 12565 SM	PE 24, 105	1	4,40	-- --	3,87	PEW 1664 PQ	PE 22, 85	10	1,80	-- --	0,15
PEW 12565 SV	PE 15	2	3,57	1	1,79	PEW 1664 PQF	PE 84	10	1,60	-- --	0,15
PEW 12574 PI	PE 21	1	1,30	-- --	1,38	PEW 1664 PV	PE 14	10	2,30	-- --	0,20
PEW 12574 PP	PE 20	1	4,20	-- --	3,91	PEW 1664 SA	PE 23	10	1,65	-- --	0,15
PEW 12574 PQ	PE 22	1	2,00	-- --	1,39	PEW 1664 SI	PE 25	10	1,85	-- --	0,17
PEW 12574 PV	PE 15	1	1,80	-- --	1,80	PEW 1664 SM	PE 24	10	3,40	-- --	0,30
PEW 12574 SI	PE 25	2	3,20	-- --	1,21	PEW 1664 SV	PE 13	20	3,60	-- --	0,15
PEW 12574 SM	PE 24	1	4,00	-- --	3,69	PEW 1664 SVX	PE 71	1	--	-- --	--
PEW 12574 SV	PE 15	1	1,61	-- --	1,61	PEW 1665 PI	PE 21, 61, 83	10	2,60	-- --	0,23
PEW 12575 PI	PE 21	1	1,58	-- --	1,58	PEW 1665 PP	PE 20	10	4,81	-- --	0,44
PEW 12575 PP	PE 20	1	4,60	-- --	4,10	PEW 1665 PQ	PE 22, 85	10	2,10	-- --	0,20
PEW 12575 PQ	PE 22	1	1,58	-- --	1,58	PEW 1665 PV	PE 14	10	2,75	-- --	0,26
PEW 12575 PV	PE 15	1	1,99	-- --	1,99	PEW 1665 SA	PE 23	10	2,20	-- --	0,17
PEW 12575 SI	PE 25	2	3,00	-- --	1,39	PEW 1665 SI	PE 25	10	2,55	-- --	0,21
PEW 12575 SM	PE 24	1	4,40	-- --	3,87	PEW 1665 SM	PE 24	10	4,60	-- --	0,41
PEW 12575 SV	PE 15	1	1,79	-- --	1,79	PEW 1665 SV	PE 13	20	4,24	-- --	0,19
PEW 12594 PI	PE 21	1	1,38	-- --	1,38	PEW 1665 SVX	PE 71	1	--	-- --	--
PEW 12594 PP	PE 20	1	4,20	-- --	3,91	PEW 1674 PI	PE 21, 61, 83	10	1,70	-- --	0,17
PEW 12594 PQ	PE 22	1	1,60	-- --	1,39	PEW 1674 PIF	PE 60, 82	10	1,67	-- --	0,16
PEW 12594 PV	PE 15	1	1,80	-- --	1,80	PEW 1674 PP	PE 20	10	3,30	-- --	0,31
PEW 12594 SI	PE 25	2	3,20	-- --	1,21	PEW 1674 PQ	PE 22, 85	10	1,80	-- --	0,15
PEW 12594 SM	PE 24	1	3,80	-- --	3,69	PEW 1674 PQF	PE 84	10	1,60	-- --	0,15
PEW 12594 SV	PE 15	1	1,61	-- --	1,61	PEW 1674 PV	PE 14	10	2,03	-- --	0,20
PEW 12595 PI	PE 21	1	1,58	-- --	1,58	PEW 1674 SA	PE 23	10	1,60	-- --	0,15
PEW 12595 PP	PE 20	1	4,10	-- --	4,10	PEW 1674 SI	PE 25	10	1,85	-- --	0,17
PEW 12595 PQ	PE 22	8	12,66	1	1,58	PEW 1674 SM	PE 24	10	3,42	-- --	0,30
PEW 12595 PV	PE 15	2	3,99	1	1,99	PEW 1674 SV	PE 13	10	1,80	-- --	0,15
PEW 12595 SI	PE 25	2	3,10	-- --	1,39	PEW 1675 PI	PE 21, 61, 83	10	2,58	-- --	0,23
PEW 12595 SM	PE 24	1	3,87	-- --	3,87	PEW 1675 PP	PE 20	10	4,80	-- --	0,44
PEW 12595 SV	PE 15	1	1,79	-- --	1,79	PEW 1675 PQ	PE 22, 85	10	2,30	-- --	0,20
PEW 163 CS	PE 23	1	0,08	-- --	0,08	PEW 1675 PV	PE 14	10	2,75	-- --	0,26
PEW 164 CS	PE 23	1	0,03	-- --	0,03	PEW 1675 SA	PE 23	10	1,95	-- --	0,17
PEW 1643 PI	PE 21, 61, 83	10	1,58	-- --	0,14	PEW 1675 SI	PE 25	10	2,55	-- --	0,21
PEW 1643 PIF	PE 60, 82	10	1,35	-- --	0,13	PEW 1675 SM	PE 24	10	4,60	-- --	0,41
PEW 1643 PP	PE 20	10	3,00	-- --	0,29	PEW 1675 SV	PE 13	10	2,20	-- --	0,19



Part Nos. index

Part No.	page index	packaging q.ty (kg)	sub-pack q.ty (kg)	unit (kg)	Part No.	page index	packaging q.ty (kg)	sub-pack q.ty (kg)	unit (kg)
PEW 1693 PI	PE 21, 61, 83	10 1,58	— —	0,14	PEW 3264 SVX	PE 71	1 —	— —	—
PEW 1693 PIF	PE 60, 82	10 1,35	— —	0,13	PEW 3265 PI	PE 21, 61, 83	10 3,14	— —	0,28
PEW 1693 PP	PE 20	10 3,00	— —	0,29	PEW 3265 PP	PE 20	10 5,20	— —	0,50
PEW 1693 PQ	PE 22, 85	10 1,18	— —	0,12	PEW 3265 PQ	PE 22, 85	10 2,75	— —	0,27
PEW 1693 PQF	PE 84	10 1,18	— —	0,13	PEW 3265 PV	PE 14	10 3,68	— —	0,32
PEW 1693 PV	PE 14	10 1,30	— —	0,16	PEW 3265 SA	PE 23	10 3,22	— —	0,28
PEW 1693 SA	PE 23	10 1,22	— —	0,12	PEW 3265 SI	PE 25	10 3,28	— —	0,30
PEW 1693 SI	PE 25	10 1,70	— —	0,15	PEW 3265 SM	PE 24	10 5,50	— —	0,50
PEW 1693 SM	PE 24	10 4,30	— —	0,28	PEW 3265 SV	PE 13	10 3,14	— —	0,27
PEW 1693 SV	PE 13	10 1,50	— —	0,13	PEW 3265 SVX	PE 71	1 —	— —	—
PEW 1693 SVX	PE 71	1 —	— —	—	PEW 3274 PI	PE 21, 61, 83	10 2,84	— —	0,26
PEW 1694 PI	PE 21, 61, 83	10 1,87	— —	0,17	PEW 3274 PP	PE 20	10 5,22	— —	0,45
PEW 1694 PIF	PE 60, 82	10 1,67	— —	0,16	PEW 3274 PQ	PE 22, 85	10 2,60	— —	0,24
PEW 1694 PP	PE 20	10 3,50	— —	0,31	PEW 3274 PV	PE 14	10 3,12	— —	0,28
PEW 1694 PQ	PE 22, 85	10 1,80	— —	0,16	PEW 3274 SA	PE 23	10 2,75	— —	0,23
PEW 1694 PQF	PE 84	10 1,60	— —	0,15	PEW 3274 SI	PE 25	10 3,10	— —	0,26
PEW 1694 PV	PE 14	10 2,17	— —	0,20	PEW 3274 SM	PE 24	10 5,00	— —	0,46
PEW 1694 SA	PE 23	10 1,60	— —	0,13	PEW 3274 SV	PE 13	10 2,80	— —	0,23
PEW 1694 SI	PE 25	10 1,95	— —	0,17	PEW 3275 PI	PE 21, 61, 83	10 3,14	— —	0,28
PEW 1694 SM	PE 24	10 3,40	— —	0,30	PEW 3275 PP	PE 20	10 5,20	— —	0,50
PEW 1694 SV	PE 13	10 1,80	— —	0,15	PEW 3275 PQ	PE 22, 85	10 2,75	— —	0,27
PEW 1694 SVX	PE 71	1 —	— —	—	PEW 3275 PV	PE 14	10 3,68	— —	0,32
PEW 1695 PI	PE 21, 61, 83	10 2,00	— —	0,23	PEW 3275 SA	PE 23	10 3,22	— —	0,28
PEW 1695 PP	PE 20	10 4,80	— —	0,44	PEW 3275 SI	PE 25	10 3,28	— —	0,30
PEW 1695 PQ	PE 22, 85	10 2,10	— —	0,20	PEW 3275 SM	PE 24	10 5,50	— —	0,50
PEW 1695 PV	PE 14	10 2,71	— —	0,25	PEW 3275 SV	PE 13	10 3,14	— —	0,27
PEW 1695 SA	PE 23	10 2,20	— —	0,17	PEW 3293 PI	PE 21, 61, 83	10 2,30	— —	0,21
PEW 1695 SI	PE 25	10 3,20	— —	0,21	PEW 3293 PP	PE 20	10 5,00	— —	0,44
PEW 1695 SM	PE 24	10 4,60	— —	0,41	PEW 3293 PQ	PE 22, 85	10 2,50	— —	0,22
PEW 1695 SV	PE 13	10 2,17	— —	0,19	PEW 3293 PV	PE 14	10 3,16	— —	0,27
PEW 1695 SVX	PE 71	1 —	— —	—	PEW 3293 SA	PE 23	10 2,60	— —	0,22
PEW 216 PQF	PE 84	10 1,25	— —	0,13	PEW 3293 SI	PE 25	10 2,70	— —	0,24
PEW 324 CS	PE 23	1 0,06	— —	0,06	PEW 3293 SM	PE 24	10 5,03	— —	0,44
PEW 3243 PI	PE 21, 61, 83	10 2,30	— —	0,21	PEW 3293 SV	PE 13	10 2,78	— —	0,22
PEW 3243 PP	PE 20	10 5,00	— —	0,44	PEW 3293 SVX	PE 71	1 —	— —	—
PEW 3243 PQ	PE 22, 85	10 2,50	— —	0,22	PEW 3294 PI	PE 21, 61, 83	10 2,60	— —	0,24
PEW 3243 PV	PE 14	10 3,18	— —	0,27	PEW 3294 PP	PE 20	10 5,10	— —	0,45
PEW 3243 SA	PE 23	10 2,60	— —	0,22	PEW 3294 PQ	PE 22, 85	10 2,45	— —	0,24
PEW 3243 SI	PE 25	10 2,70	— —	0,25	PEW 3294 PV	PE 14	10 3,17	— —	0,29
PEW 3243 SM	PE 24	10 5,03	— —	0,44	PEW 3294 SA	PE 23	10 2,75	— —	0,23
PEW 3243 SV	PE 13	10 2,60	— —	0,22	PEW 3294 SI	PE 25	10 3,10	— —	0,26
PEW 3243 SVX	PE 71	1 —	— —	—	PEW 3294 SM	PE 24	10 5,15	— —	0,46
PEW 3244 PI	PE 21, 61, 83	10 2,60	— —	0,24	PEW 3294 SV	PE 13	10 2,78	— —	0,24
PEW 3244 PP	PE 20	10 5,10	— —	0,45	PEW 3294 SVX	PE 71	1 —	— —	—
PEW 3244 PQ	PE 22, 85	10 2,45	— —	0,24	PEW 3295 PI	PE 21, 61, 83	10 2,80	— —	0,27
PEW 3244 PV	PE 14	10 3,10	— —	0,29	PEW 3295 PP	PE 20	10 5,30	— —	0,50
PEW 3244 SA	PE 23	10 2,75	— —	0,23	PEW 3295 PQ	PE 22, 85	10 3,15	— —	0,27
PEW 3244 SI	PE 25	10 3,03	— —	0,27	PEW 3295 PV	PE 14	10 3,68	— —	0,32
PEW 3244 SM	PE 24	10 5,18	— —	0,47	PEW 3295 SA	PE 23	10 3,22	— —	0,28
PEW 3244 SV	PE 13	10 2,78	— —	0,24	PEW 3295 SI	PE 25	10 3,28	— —	0,30
PEW 3244 SVX	PE 71	1 —	— —	—	PEW 3295 SM	PE 24	10 5,50	— —	0,50
PEW 3245 PI	PE 21, 61, 83	10 3,14	— —	0,28	PEW 3295 SV	PE 13	10 3,14	— —	0,27
PEW 3245 PP	PE 20	10 5,20	— —	0,50	PEW 3295 SVX	PE 71	1 —	— —	—
PEW 3245 PQ	PE 22, 85	10 2,73	— —	0,27	PEW 63 CS	PE 23, 105	1 0,08	— —	0,08
PEW 3245 PV	PE 14	10 3,68	— —	0,32	PEW 6343 PI	PE 21	4 2,62	— —	0,63
PEW 3245 SA	PE 23	10 3,22	— —	0,28	PEW 6343 PP	PE 20	1 1,56	— —	1,30
PEW 3245 SI	PE 25	10 3,53	— —	0,30	PEW 6343 PQ	PE 22	4 2,64	— —	0,64
PEW 3245 SM	PE 24	10 5,50	— —	0,50	PEW 6343 PV	PE 15	2 1,84	— —	0,87
PEW 3245 SV	PE 13	10 3,14	— —	0,27	PEW 6343 SI	PE 25	4 2,00	— —	0,50
PEW 3245 SVX	PE 71	1 —	— —	—	PEW 6343 SM	PE 24	1 1,45	— —	1,16
PEW 325 CS	PE 23	1 0,06	— —	0,06	PEW 6343 SV	PE 15	2 1,41	— —	0,71
PEW 3263 PI	PE 21, 61, 83	10 2,72	— —	0,24	PEW 6343 SVX	PE 71	1 —	— —	—
PEW 3263 PP	PE 20	10 5,00	— —	0,44	PEW 6344 PI	PE 21	4 2,88	— —	0,68
PEW 3263 PQ	PE 22, 85	10 2,45	— —	0,22	PEW 6344 PP	PE 20	1 1,60	— —	1,34
PEW 3263 PV	PE 14	10 3,16	— —	0,27	PEW 6344 PQ	PE 22	4 2,74	— —	0,69
PEW 3263 SA	PE 23	10 2,60	— —	0,22	PEW 6344 PV	PE 15	2 1,95	— —	0,92
PEW 3263 SI	PE 25	10 2,85	— —	0,25	PEW 6344 SI	PE 25	4 2,43	— —	0,55
PEW 3263 SM	PE 24	10 5,12	— —	0,44	PEW 6344 SM	PE 24	1 1,50	— —	1,21
PEW 3263 SV	PE 13	10 2,60	— —	0,22	PEW 6344 SV	PE 15	2 1,70	— —	0,76
PEW 3263 SVX	PE 71	1 —	— —	—	PEW 6344 SVX	PE 71	1 —	— —	—
PEW 3264 PI	PE 21, 61, 83	10 2,89	— —	0,25	PEW 6345 PI	PE 21	4 2,90	— —	0,72
PEW 3264 PP	PE 20	10 4,80	— —	0,45	PEW 6345 PP	PE 20	1 1,65	— —	1,39
PEW 3264 PQ	PE 22, 85	10 2,60	— —	0,24	PEW 6345 PQ	PE 22	4 2,92	— —	0,73
PEW 3264 PV	PE 14	10 3,17	— —	0,29	PEW 6345 PV	PE 15	2 2,10	— —	0,96
PEW 3264 SA	PE 23	10 2,75	— —	0,23	PEW 6345 SI	PE 25	4 2,41	— —	0,60
PEW 3264 SI	PE 25	10 3,10	— —	0,26	PEW 6345 SM	PE 24	1 1,55	— —	1,26
PEW 3264 SM	PE 24	10 5,00	— —	0,46	PEW 6345 SV	PE 15	2 1,80	— —	0,81
PEW 3264 SV	PE 13	10 2,78	— —	0,24	PEW 6345 SVX	PE 71	1 —	— —	—



Part Nos. index

Part No.	page index	packaging q.ty (kg)	sub-pack q.ty (kg)	unit (kg)	Part No.	page index	packaging q.ty (kg)	sub-pack q.ty (kg)	unit (kg)			
PEW 6363 PI	PE 21	4	2,61	-- --	0,63	PHW 6363 PV	PE 19	2	1,74	-- --	0,87	
PEW 6363 PP	PE 20	1	1,54	-- --	1,30	PHW 6363 SV	PE 19	2	1,41	-- --	0,71	
PEW 6363 PQ	PE 22	4	2,64	-- --	0,64	PHW 6364 PV	PE 19	2	1,83	-- --	0,92	
PEW 6363 PV	PE 15	2	1,84	-- --	0,87	PHW 6364 SV	PE 19	2	1,52	-- --	0,76	
PEW 6363 SI	PE 25	4	2,18	-- --	0,50	PHW 6365 PV	PE 19	2	1,92	-- --	0,96	
PEW 6363 SM	PE 24	1	1,46	-- --	1,16	PHW 6365 SV	PE 19	2	1,62	-- --	0,81	
PEW 6363 SV	PE 15	2	1,55	-- --	0,71	PK 12544 LL	PE 40	1	11,60	-- --	11,60	
PEW 6363 SVX	PE 71	1	--	-- --	--	PK 12544 PB5	PE 39	1	9,00	-- --	9,00	
PEW 6364 PI	PE 21	4	2,83	-- --	0,68	PK 12544 PE5	PE 38	1	--	-- --	--	
PEW 6364 PP	PE 20	1	1,60	-- --	1,34	PK 12545 LL	PE 40	1	12,40	-- --	12,40	
PEW 6364 PQ	PE 22	4	2,88	-- --	0,69	PK 12545 PB5	PE 39	1	9,90	-- --	9,20	
PEW 6364 PV	PE 15	2	1,92	-- --	0,92	PK 12545 PE5	PE 38	1	--	-- --	--	
PEW 6364 SI	PE 25	4	2,43	-- --	0,55	PK 12564 LL	PE 40	1	12,10	-- --	11,60	
PEW 6364 SM	PE 24	1	1,50	-- --	1,21	PK 12564 PB5	PE 39	1	9,70	-- --	9,00	
PEW 6364 SV	PE 15	2	1,60	-- --	0,76	PK 12564 PE5	PE 38	1	9,40	-- --	9,10	
PEW 6364 SVX	PE 71	1	--	-- --	--	PK 12565 LL	PE 40	1	12,40	-- --	12,40	
PEW 6365 PI	PE 21	4	3,11	-- --	0,72	PK 12565 PB5	PE 39	1	9,90	-- --	9,20	
PEW 6365 PP	PE 20	1	1,65	-- --	1,39	PK 12565 PE5	PE 38	1	--	-- --	--	
PEW 6365 PQ	PE 22	4	3,20	-- --	0,73	PK 12574 LL	PE 40	1	12,10	-- --	11,60	
PEW 6365 PV	PE 15	2	2,10	-- --	0,96	PK 12574 PB5	PE 39	1	9,70	-- --	9,00	
PEW 6365 SI	PE 25	4	3,23	-- --	0,60	PK 12574 PE5	PE 38	1	--	-- --	--	
PEW 6365 SM	PE 24	1	1,55	-- --	1,26	PK 12575 LL	PE 40	1	12,40	-- --	12,40	
PEW 6365 SV	PE 15	2	1,80	-- --	0,81	PK 12575 PB5	PE 39	1	9,90	-- --	9,20	
PEW 6365 SVX	PE 71	1	--	-- --	--	PK 12575 PE5	PE 38	1	--	-- --	--	
PEW 6365 SM-S	PE 105	1	1,15	-- --	1,15	PK 12594 LL	PE 40	1	11,60	-- --	11,60	
PEW 6374 PI	PE 21	4	2,88	-- --	0,68	PK 12594 PB5	PE 39	1	9,20	-- --	9,00	
PEW 6374 PP	PE 20	1	1,58	-- --	1,34	PK 12594 PE5	PE 38	1	--	-- --	--	
PEW 6374 PQ	PE 22	4	2,88	-- --	0,69	PK 12595 LL	PE 40	1	12,40	-- --	12,40	
PEW 6374 PV	PE 15	2	1,95	-- --	0,92	PK 12595 PB5	PE 39	1	9,90	-- --	9,20	
PEW 6374 SI	PE 25	4	2,43	-- --	0,55	PK 12595 PE5	PE 38	1	--	-- --	--	
PEW 6374 SM	PE 24	1	1,50	-- --	1,21	PK 1643 EB	PE 36	1	0,48	-- --	0,48	
PEW 6374 SV	PE 15	2	1,71	-- --	0,76	PK 1643 PB5	PE 39	1	1,50	-- --	1,50	
PEW 6375 PI	PE 21	4	3,11	-- --	0,72	PK 1643 PE5	PE 38	1	--	-- --	--	
PEW 6375 PP	PE 20	1	1,65	-- --	1,39	PK 1644 EB	PE 36	1	0,50	-- --	0,50	
PEW 6375 PQ	PE 22	4	3,00	-- --	0,73	PK 1644 PB5	PE 39	1	1,55	-- --	1,55	
PEW 6375 PV	PE 15	2	2,80	-- --	0,96	PK 1644 PE5	PE 38	1	--	-- --	--	
PEW 6375 SI	PE 25	4	2,41	-- --	0,60	PK 1645 EB	PE 36	1	0,58	-- --	0,58	
PEW 6375 SM	PE 24	1	1,55	-- --	1,26	PK 1645 PB5	PE 39	1	1,60	-- --	1,60	
PEW 6375 SV	PE 15	2	1,70	-- --	0,81	PK 1645 PE5	PE 38	1	--	-- --	--	
PEW 6393 PI	PE 21	4	2,61	-- --	0,63	PK 1663 EB	PE 36	20	11,00	-- --	0,48	
PEW 6393 PP	PE 20	1	1,55	-- --	1,30	PK 1663 PB5	PE 39	9	15,90	1	1,77	1,50
PEW 6393 PQ	PE 22	4	2,63	-- --	0,64	PK 1663 PE5	PE 38	1	--	-- --	--	
PEW 6393 PV	PE 15	2	1,84	-- --	0,87	PK 1664 EB	PE 36	20	10,98	-- --	0,50	
PEW 6393 SI	PE 25	4	2,18	-- --	0,50	PK 1664 PB5	PE 39	9	13,95	1	1,55	1,55
PEW 6393 SM	PE 24	1	1,46	-- --	1,16	PK 1664 PE5	PE 38	1	--	-- --	--	
PEW 6393 SV	PE 15	2	1,56	-- --	0,71	PK 1665 EB	PE 36	20	15,00	-- --	0,58	
PEW 6393 SVX	PE 71	1	--	-- --	--	PK 1665 PB5	PE 39	15	30,00	1	2,00	1,60
PEW 6394 PI	PE 21	4	2,86	-- --	0,68	PK 1665 PE5	PE 38	1	--	-- --	--	
PEW 6394 PP	PE 20	1	1,58	-- --	1,34	PK 1674 EB	PE 36	1	0,50	-- --	0,50	
PEW 6394 PV	PE 15	2	1,96	-- --	0,92	PK 1674 PB5	PE 39	1	1,55	-- --	1,55	
PEW 6394 SI	PE 25	4	2,43	-- --	0,55	PK 1674 PE5	PE 38	1	--	-- --	--	
PEW 6394 SM	PE 24	1	1,50	-- --	1,21	PK 1675 EB	PE 36	1	0,58	-- --	0,58	
PEW 6394 SV	PE 15	2	1,73	-- --	0,76	PK 1675 PB5	PE 39	1	1,60	-- --	1,60	
PEW 6394 SVX	PE 71	1	--	-- --	--	PK 1675 PE5	PE 38	1	--	-- --	--	
PEW 6395 PI	PE 21	4	3,11	-- --	0,72	PK 1693 EB	PE 36	1	0,48	-- --	0,48	
PEW 6395 PP	PE 20	1	1,65	-- --	1,39	PK 1693 PB5	PE 39	1	1,50	-- --	1,50	
PEW 6395 PQ	PE 22	4	2,92	-- --	0,73	PK 1693 PE5	PE 38	1	--	-- --	--	
PEW 6395 PV	PE 15	2	2,10	-- --	0,96	PK 1694 EB	PE 36	1	0,50	-- --	0,50	
PEW 6395 SI	PE 25	4	2,65	-- --	0,60	PK 1694 PB5	PE 39	1	1,55	-- --	1,55	
PEW 6395 SM	PE 24	1	1,55	-- --	1,26	PK 1694 PE5	PE 38	1	--	-- --	--	
PEW 6395 SV	PE 15	2	1,80	-- --	0,81	PK 1695 EB	PE 36	1	0,58	-- --	0,58	
PEW 6395 SVX	PE 71	1	--	-- --	--	PK 1695 PB5	PE 39	1	1,60	-- --	1,60	
PHW 12564 PV	PE 19	6	10,81	1	1,80	PK 1695 PE5	PE 38	1	--	-- --	--	
PHW 12564 SV	PE 19	6	9,65	1	1,61	PK 3243 EB	PE 36	1	1,21	-- --	1,21	
PHW 12565 PV	PE 19	6	11,96	1	1,99	PK 3243 PB5	PE 39	1	3,00	-- --	3,00	
PHW 12565 SV	PE 19	6	10,71	1	1,79	PK 3243 PE5	PE 38	1	--	-- --	--	
PHW 1663 PV	PE 19	10	1,55	-- --	0,16	PK 3244 EB	PE 36	1	1,29	-- --	1,29	
PHW 1663 SV	PE 19	10	1,25	-- --	0,13	PK 3244 PB5	PE 39	1	3,50	-- --	3,20	
PHW 1664 PV	PE 19	10	1,95	-- --	0,20	PK 3244 PE5	PE 38	1	--	-- --	--	
PHW 1664 SV	PE 19	10	2,00	-- --	0,15	PK 3245 EB	PE 36	1	1,36	-- --	1,36	
PHW 1665 PV	PE 19	10	2,60	-- --	0,26	PK 3245 PB5	PE 39	1	3,50	-- --	3,40	
PHW 1665 SV	PE 19	10	1,90	-- --	0,19	PK 3245 PE5	PE 38	1	--	-- --	--	
PHW 3263 PV	PE 19	10	2,70	-- --	0,27	PK 3263 EB	PE 36	8	11,60	1	1,45	1,21
PHW 3263 SV	PE 19	10	2,20	-- --	0,22	PK 3263 PB5	PE 39	8	27,40	1	3,43	3,00
PHW 3264 PV	PE 19	10	2,85	-- --	0,29	PK 3263 PE5	PE 38	1	--	-- --	--	
PHW 3264 SV	PE 19	10	2,40	-- --	0,24	PK 3264 EB	PE 36	8	11,90	1	1,49	1,29
PHW 3265 PV	PE 19	10	3,20	-- --	0,32	PK 3264 PB5	PE 39	8	28,50	1	3,56	3,20
PHW 3265 SV	PE 19	10	2,70	-- --	0,27	PK 3264 PE5	PE 38	1	--	-- --	--	



Part Nos. index

Part No.	page index	packaging q.ty (kg)	sub-pack q.ty (kg)	unit (kg)	Part No.	page index	packaging q.ty (kg)	sub-pack q.ty (kg)	unit (kg)				
PK 3265 EB	PE 36	8	12,70	1	1,59	1,36	PN 1665 SV	PE 18	1	--	--	--	--
PK 3265 PB5	PE 39	8	29,60	1	3,70	3,40	PN 3263 PI	PE 18	1	--	--	--	--
PK 3265 PE5	PE 38	1	--	--	--	--	PN 3263 PQ	PE 18	1	--	--	--	--
PK 3274 EB	PE 36	1	1,29	--	--	1,29	PN 3263 PV	PE 18	1	--	--	--	--
PK 3274 PB5	PE 39	1	3,50	--	--	3,20	PN 3263 SV	PE 18	1	--	--	--	--
PK 3274 PE5	PE 38	1	--	--	--	--	PN 3264 PI	PE 18	1	--	--	--	--
PK 3275 EB	PE 36	1	1,36	--	--	1,36	PN 3264 PQ	PE 18	1	--	--	--	--
PK 3275 PB5	PE 39	1	3,50	--	--	3,40	PN 3264 PV	PE 18	1	--	--	--	--
PK 3275 PE5	PE 38	1	--	--	--	--	PN 3264 SV	PE 18	1	--	--	--	--
PK 3293 EB	PE 36	1	1,21	--	--	1,21	PN 3265 PI	PE 18	1	--	--	--	--
PK 3293 PB5	PE 39	1	3,00	--	--	3,00	PN 3265 PQ	PE 18	1	--	--	--	--
PK 3293 PE5	PE 38	1	--	--	--	--	PN 3265 PV	PE 18	1	--	--	--	--
PK 3294 EB	PE 36	1	1,29	--	--	1,29	PN 3265 SV	PE 18	1	--	--	--	--
PK 3294 PB5	PE 39	1	3,50	--	--	3,20	QC 2920 P	PE 105	2	0,67	1	0,34	0,34
PK 3294 PE5	PE 38	1	--	--	--	--	QC 2920 R	PE 105	2	1,88	1	0,09	0,09
PK 3295 EB	PE 36	1	1,36	--	--	1,36	QC PE	PE 105	1	--	--	--	--
PK 3295 PB5	PE 39	1	3,50	--	--	3,40	QC TS	PE 105	1	18,00	--	--	18,00
PK 3295 PE5	PE 38	1	--	--	--	--	QCP TS	PE 105	1	14,00	--	--	14,00
PK 6343 EB	PE 36	1	--	--	--	--	QG SQA	PE 101	1	--	--	--	--
PK 6343 PB5	PE 39	1	4,00	--	--	3,40	QG SQ B	PE 101	1	41,00	--	--	41,00
PK 6343 PE5	PE 38	1	--	--	--	--	QG SQ B-1	PE 101	1	38,00	--	--	38,00
PK 6344 EB	PE 36	1	1,65	--	--	1,65	QG SQ B-2	PE 101	1	--	--	--	--
PK 6344 LL	PE 40	1	8,50	--	--	8,50	QG SQ C	PE 101	1	--	--	--	--
PK 6344 PB5	PE 39	1	4,10	--	--	3,60	QG SQ D	PE 101	1	51,00	--	--	51,00
PK 6344 PE5	PE 38	1	--	--	--	--	QG SQ D-1	PE 101	1	--	--	--	--
PK 6345 EB	PE 36	1	1,75	--	--	1,75	QG SQ D-2	PE 101	1	--	--	--	--
PK 6345 LL	PE 40	1	9,30	--	--	9,30	QG SQ E	PE 101	1	49,00	--	--	49,00
PK 6345 PB5	PE 39	1	3,80	--	--	3,80	QG SQ F	PE 101	1	--	--	--	--
PK 6345 PE5	PE 38	1	--	--	--	--	QG TIA	PE 101	1	--	--	--	--
PK 6363 EB	PE 36	8	15,10	1	1,89	1,55	QG TIB	PE 101	1	45,00	--	--	45,00
PK 6363 PB5	PE 39	1	4,00	--	--	3,40	QG TIB-1	PE 101	1	47,00	--	--	47,00
PK 6363 PE5	PE 38	1	--	--	--	--	QG TIB-2	PE 101	1	--	--	--	--
PK 6364 EB	PE 36	8	16,20	1	2,03	1,65	QG TIC	PE 101	1	--	--	--	--
PK 6364 LL	PE 40	1	8,50	--	--	8,50	QG TID	PE 101	1	--	--	--	--
PK 6364 PB5	PE 39	1	4,10	--	--	3,60	QG V	PE 102	1	23,11	--	--	23,11
PK 6364 PE5	PE 38	1	--	--	--	--	QM PA4	PE 97	1	6,75	--	--	6,75
PK 6365 EB	PE 36	8	17,10	1	2,14	1,75	QM PA6	PE 97	1	6,80	--	--	6,80
PK 6365 LL	PE 40	1	9,30	--	--	9,30	QM PB4	PE 97	1	7,00	--	--	7,00
PK 6365 PB5	PE 39	1	4,20	--	--	3,80	QM PC22	PE 97	1	7,66	--	--	7,66
PK 6365 PE5	PE 38	1	--	--	--	--	QM PC33	PE 97	1	7,60	--	--	7,60
PK 6374 EB	PE 36	1	1,65	--	--	1,65	QM PC42	PE 97	1	7,90	--	--	7,90
PK 6374 LL	PE 40	1	8,50	--	--	8,50	QM PD22	PE 97	1	6,20	--	--	6,20
PK 6374 PB5	PE 39	1	4,10	--	--	3,60	QM PH211	PE 97	1	7,60	--	--	7,60
PK 6374 PE5	PE 38	1	--	--	--	--	QM PH222	PE 97	1	7,60	--	--	7,60
PK 6375 EB	PE 36	1	1,75	--	--	1,75	QM PI211	PE 97	1	9,15	--	--	9,15
PK 6375 LL	PE 40	1	9,30	--	--	9,30	QM PI222	PE 97	1	9,50	--	--	9,50
PK 6375 PB5	PE 39	1	4,20	--	--	3,80	QM PL222	PE 97	1	7,60	--	--	7,60
PK 6375 PE5	PE 38	1	--	--	--	--	QM SA2	PE 98	1	6,60	--	--	6,60
PK 6393 EB	PE 36	1	1,55	--	--	1,55	QM SB2	PE 98	1	--	--	--	--
PK 6393 PB5	PE 39	1	4,00	--	--	3,40	QM SC11	PE 98	1	7,60	--	--	7,60
PK 6393 PE5	PE 38	1	--	--	--	--	QM SE11	PE 98	1	--	--	--	--
PK 6394 EB	PE 36	1	1,65	--	--	1,65	QM SF11	PE 98	1	8,80	--	--	8,80
PK 6394 LL	PE 40	1	8,50	--	--	8,50	QM SG11	PE 98	1	--	--	--	--
PK 6394 PB5	PE 39	1	4,10	--	--	3,60	QM V P4	PE 102	1	4,58	--	--	4,58
PK 6394 PE5	PE 38	1	--	--	--	--	QM V P6	PE 102	1	4,53	--	--	4,53
PK 6395 EB	PE 36	1	1,75	--	--	1,75	QM V S2	PE 102	1	4,21	--	--	4,21
PK 6395 LL	PE 40	1	9,30	--	--	9,30	QP SQA	PE 100	1	32,50	--	--	32,50
PK 6395 PB5	PE 39	1	4,20	--	--	3,80	QP SQA-1	PE 100	1	32,00	--	--	32,00
PK 6395 PE5	PE 38	1	--	--	--	--	QP SQA-3	PE 100	1	--	--	--	--
PKR 4125	PE 38, 39	1	--	--	--	--	QP SQ B	PE 100	1	31,00	--	--	31,00
PKR 432	PE 32, 36-39, 46-49, 53	1	0,13	--	--	0,13	QP SQ B-1	PE 100	1	30,00	--	--	30,00
PKR 432 Q	PE 73	1	--	--	--	--	QP SQ B-2	PE 100	1	--	--	--	--
PKR 432 QR	PE 74	1	--	--	--	--	QP SQ B-6	PE 100	1	--	--	--	--
PKR 432 ZF	PE 33, 34	1	--	--	--	--	QP SQ B-9	PE 100	1	30,01	--	--	30,00
PKR 480	PE 36-39, 46-49, 53	1	0,56	--	--	0,56	QP SQ C	PE 100	1	32,00	--	--	32,00
PKR 480 KI6	PE 32, 33	1	0,56	--	--	0,56	QP SQ C-1	PE 100	1	32,00	--	--	32,00
PKR 5125	PE 38, 39	1	--	--	--	--	QP SQ C-2	PE 100	1	--	--	--	--
PN 1663 PI	PE 18	20	2,30	--	--	0,12	QP SQ D	PE 100	1	--	--	--	--
PN 1663 PQ	PE 18	50	5,00	--	--	0,10	QP SQ E	PE 100	1	32,50	--	--	32,50
PN 1663 PV	PE 18	100	12,00	--	--	0,12	QP SQ E-1	PE 100	1	33,00	--	--	33,00
PN 1663 SV	PE 18	100	10,00	--	--	0,10	QP SQ E-2	PE 100	1	33,00	--	--	33,00
PN 1664 PI	PE 18	1	--	--	--	--	QP SQ E-3	PE 100	1	32,50	--	--	32,50
PN 1664 PQ	PE 18	1	--	--	--	--	QP SQ E-4	PE 100	1	33,00	--	--	33,00
PN 1664 PV	PE 18	1	--	--	--	--	QP SQ E-5	PE 100	1	33,00	--	--	33,00
PN 1664 SV	PE 18	1	--	--	--	--	QP SQ E-6	PE 100	1	--	--	--	--
PN 1665 PI	PE 18	1	--	--	--	--	QP SQ E-7	PE 100	1	32,50	--	--	32,50
PN 1665 PQ	PE 18	1	--	--	--	--	QP SQ E-8	PE 100	1	--	--	--	--
PN 1665 PV	PE 18	1	--	--	--	--	QP SQ F	PE 100	1	33,00	--	--	33,00



Part Nos. index

Part No.	page index	packaging q.ty (kg)	sub-pack q.ty (kg)	unit (kg)	Part No.	page index	packaging q.ty (kg)	sub-pack q.ty (kg)	unit (kg)
QP SQ F-1	PE 100	1 33,00	-- --	33,00	SQE 3293.5	PE 74	1 0,61	-- --	0,61
QP SQ FM	PE 100	1 --	-- --	--	SQE 3294	PE 74	1 0,58	-- --	0,58
QP SQ G	PE 100	1 --	-- --	--	SQE 3294.5	PE 74	1 0,64	-- --	0,64
QP TIA	PE 100	1 37,00	-- --	37,00	SQE 3295	PE 74	1 0,63	-- --	0,63
QP TIA-1	PE 100	1 32,00	-- --	32,00	SQE 3295.5	PE 74	1 0,69	-- --	0,69
QP TIB	PE 100	1 --	-- --	--	SQT 16220	PE 73	2 4,20	-- --	2,08
QP TIB-1	PE 100	1 --	-- --	--	SQV 1643	PE 75	1 0,55	-- --	0,55
QP TIB-2	PE 100	1 --	-- --	--	SQV 1643.5	PE 75	1 0,57	-- --	0,57
QP TI C	PE 100	1 37,00	-- --	37,00	SQV 1644	PE 75	1 0,56	-- --	0,56
QP TI C-1	PE 100	1 37,00	-- --	37,00	SQV 1644.5	PE 75	1 0,59	-- --	0,59
QP TI C-2	PE 100	1 --	-- --	--	SQV 1645	PE 75	1 0,57	-- --	0,57
QP TI D	PE 100	1 --	-- --	--	SQV 1645.5	PE 75	1 0,60	-- --	0,60
QP V	PE 102	1 18,11	-- --	18,11	SQV 1663	PE 75	9 6,00	1 0,67	0,55
SIP 1665 SI	PE 28	10 2,25	-- --	0,20	SQV 1663.5	PE 75	9 6,20	1 0,69	0,57
SIP 1665 SM	PE 28	10 2,10	-- --	0,18	SQV 1664	PE 75	9 6,40	1 0,71	0,56
SIP 1665 SV	PE 28	10 1,58	-- --	0,16	SQV 1664.5	PE 75	9 7,00	1 0,78	0,59
SIP 3265 SI	PE 28	10 3,20	-- --	0,32	SQV 1665	PE 75	9 5,80	1 0,64	0,57
SIP 3265 SM	PE 28	10 3,40	-- --	0,34	SQV 1665.5	PE 75	9 7,10	1 0,79	0,60
SIP 3265 SV	PE 28	10 2,70	-- --	0,24	SQV 1674	PE 75	1 0,56	-- --	0,56
SIPW 1665 SI	PE 28	10 2,60	-- --	0,22	SQV 1674.5	PE 75	1 0,59	-- --	0,59
SIPW 1665 SM	PE 28	10 4,00	-- --	0,40	SQV 1675	PE 75	1 0,57	-- --	0,57
SIPW 1665 SV	PE 28	10 2,25	-- --	0,23	SQV 1675.5	PE 75	1 0,60	-- --	0,60
SIPW 3265 SI	PE 28	10 3,80	-- --	0,38	SQV 1693	PE 75	1 0,55	-- --	0,55
SIPW 3265 SM	PE 28	10 5,50	-- --	0,50	SQV 1693.5	PE 75	1 0,57	-- --	0,57
SIPW 3265 SV	PE 28	10 3,20	-- --	0,32	SQV 1694	PE 75	1 0,56	-- --	0,56
SQ 1643	PE 73	1 0,38	-- --	0,38	SQV 1694.5	PE 75	1 0,59	-- --	0,59
SQ 1644	PE 73	10 4,19	1 0,42	0,41	SQV 1695	PE 75	1 0,57	-- --	0,57
SQ 1645	PE 73	1 0,44	-- --	0,44	SQV 1695.5	PE 75	1 0,60	-- --	0,60
SQ 1663	PE 73	10 4,27	1 0,43	0,38	SQV 3243	PE 75	1 0,64	-- --	0,64
SQ 1664	PE 73	10 4,52	1 0,45	0,41	SQV 3243.5	PE 75	1 0,67	-- --	0,67
SQ 1665	PE 73	10 4,78	1 0,48	0,44	SQV 3244	PE 75	1 0,70	-- --	0,70
SQ 1674	PE 73	1 0,41	-- --	0,41	SQV 3244.5	PE 75	1 0,73	-- --	0,73
SQ 1675	PE 73	1 0,44	-- --	0,44	SQV 3245	PE 75	1 0,71	-- --	0,71
SQ 1693	PE 73	1 0,38	-- --	0,38	SQV 3245.5	PE 75	1 0,74	-- --	0,74
SQ 1694	PE 73	1 0,41	-- --	0,41	SQV 3263	PE 75	9 6,60	1 0,73	0,64
SQ 1695	PE 73	1 0,44	-- --	0,44	SQV 3263.5	PE 75	9 7,50	1 0,83	0,67
SQC 1114 CS	PE 73	1 0,24	-- --	0,24	SQV 3264	PE 75	9 7,20	1 0,80	0,70
SQC 923 CS	PE 73	9 3,80	1 0,42	0,37	SQV 3264.5	PE 75	9 7,70	1 0,86	0,73
SQC 923 ME	PE 73	1 --	-- --	--	SQV 3265	PE 75	9 7,80	1 0,87	0,71
SQE 1643	PE 74	1 0,46	-- --	0,46	SQV 3265.5	PE 75	9 7,80	1 0,87	0,74
SQE 1643.5	PE 74	1 0,51	-- --	0,51	SQV 3274	PE 75	1 0,70	-- --	0,70
SQE 1644	PE 74	1 0,51	-- --	0,51	SQV 3274.5	PE 75	1 0,73	-- --	0,73
SQE 1644.5	PE 74	1 0,55	-- --	0,55	SQV 3275	PE 75	1 0,71	-- --	0,71
SQE 1645	PE 74	1 0,54	-- --	0,54	SQV 3275.5	PE 75	1 0,74	-- --	0,74
SQE 1645.5	PE 74	1 0,59	-- --	0,59	SQV 3293	PE 75	1 0,64	-- --	0,64
SQE 1663	PE 74	9 4,84	1 0,54	0,46	SQV 3293.5	PE 75	1 0,67	-- --	0,67
SQE 1663.5	PE 74	9 5,18	1 0,58	0,51	SQV 3294	PE 75	1 0,70	-- --	0,70
SQE 1664	PE 74	9 5,13	1 0,57	0,51	SQV 3294.5	PE 75	1 0,73	-- --	0,73
SQE 1664.5	PE 74	9 5,45	1 0,61	0,55	SQV 3295	PE 75	1 0,71	-- --	0,71
SQE 1665	PE 74	9 5,44	1 0,60	0,54	SQV 3295.5	PE 75	1 0,74	-- --	0,74
SQE 1665.5	PE 74	9 5,87	1 0,65	0,59	TM 1114 DB	PE 52	20 8,80	1 0,44	0,41
SQE 1674	PE 74	1 0,51	-- --	0,51	TM 1114 DBX	PE 67	1 --	-- --	--
SQE 1674.5	PE 74	1 0,55	-- --	0,55	TM 1114 GB	PE 51	4 2,92	1 0,73	0,73
SQE 1675	PE 74	1 0,54	-- --	0,54	TM 1114 PF	PE 52, 67	1 0,11	-- --	0,11
SQE 1675.5	PE 74	1 0,59	-- --	0,59	TM 1125 CS	PE 56	10 3,73	1 0,37	0,33
SQE 1693	PE 74	1 0,46	-- --	0,46	TM 1125 CSA	PE 56	1 --	-- --	--
SQE 1693.5	PE 74	1 0,51	-- --	0,51	TM 1125 CSA25	PE 56	1 --	-- --	--
SQE 1694	PE 74	9 4,59	1 0,51	0,51	TM 1125 CSX	PE 70	10 3,73	1 0,37	0,33
SQE 1694.5	PE 74	1 0,55	-- --	0,55	TM 1125 P	PE 57	5 1,37	1 0,27	0,22
SQE 1695	PE 74	9 4,86	1 0,54	0,54	TM 1125 P16	PE 59	1 --	-- --	--
SQE 1695.5	PE 74	1 0,59	-- --	0,59	TM 1125 PF	PE 57	1 0,13	-- --	0,13
SQE 3243	PE 74	1 0,55	-- --	0,55	TM 1125 PX	PE 70	1 --	-- --	--
SQE 3243.5	PE 74	1 0,61	-- --	0,61	TM 1125P1632	PE 59	1 --	-- --	--
SQE 3244	PE 74	1 0,58	-- --	0,58	TM 1145 TB	PE 50, 66	10 4,27	1 0,43	0,36
SQE 3244.5	PE 74	1 0,64	-- --	0,64	TM 1414 DB	PE 52	20 10,30	1 0,52	0,49
SQE 3245	PE 74	1 0,63	-- --	0,63	TM 1414 DBX	PE 67	1 --	-- --	--
SQE 3245.5	PE 74	1 0,69	-- --	0,69	TM 1414 GB	PE 51	4 3,31	1 0,83	0,72
SQE 3263	PE 74	9 5,50	1 0,61	0,55	TM 1414 PF	PE 52, 67	1 0,15	-- --	0,15
SQE 3263.5	PE 74	9 6,20	1 0,69	0,61	TM 1437 CS	PE 56	1 --	-- --	--
SQE 3264	PE 74	9 5,93	1 0,66	0,58	TM 1437 CSA	PE 56	1 --	-- --	--
SQE 3264.5	PE 74	9 6,44	1 0,72	0,64	TM 1437 CSA40	PE 56	1 --	-- --	--
SQE 3265	PE 74	9 6,40	1 0,71	0,63	TM 1456 TB	PE 50, 66	10 5,80	1 0,58	0,52
SQE 3265.5	PE 74	9 6,90	1 0,77	0,69	TM 16220 T1	PE 46	2 4,70	1 2,35	2,35
SQE 3274	PE 74	1 0,58	-- --	0,58	TM 16380 T1	PE 46	2 5,00	1 2,50	2,50
SQE 3274.5	PE 74	1 0,64	-- --	0,64	TM 1643 IR	PE 48	9 11,88	1 1,32	1,32
SQE 3275	PE 74	1 0,63	-- --	0,63	TM 1643 IS	PE 47	1 1,48	-- --	1,48
SQE 3275.5	PE 74	1 0,69	-- --	0,69	TM 1643 ISX	PE 64	1 1,48	-- --	1,48
SQE 3293	PE 74	1 0,55	-- --	0,55	TM 1643 IT	PE 46	9 14,12	1 1,57	1,49



Part Nos. index

Part No.	page index	packaging q.ty (kg)	sub-pack q.ty (kg)	unit (kg)	Part No.	page index	packaging q.ty (kg)	sub-pack q.ty (kg)	unit (kg)		
TM 1643 SIR	PE 54	9	8,91	1 0,99	0,99	TM 1693 ISX	PE 64	1	1,48	— —	1,48
TM 1643 SIS	PE 53	1	1,25	— —	1,25	TM 1693 IT	PE 46	9	14,12	1 1,57	1,49
TM 1643 SISX	PE 68	1	1,25	— —	1,25	TM 1693 SIR	PE 54	9	8,91	1 0,99	0,99
TM 1643 SP	PE 49	9	11,79	1 1,31	1,31	TM 1693 SIS	PE 53	9	11,25	1 1,25	1,25
TM 1643 SPX	PE 65	1	1,31	— —	1,31	TM 1693 SISX	PE 68	1	1,25	— —	1,25
TM 1643 SSP	PE 55	9	9,09	1 1,01	1,01	TM 1693 SP	PE 49	9	11,79	1 1,31	1,31
TM 1643 SSPX	PE 69	1	1,01	— —	1,01	TM 1693 SPX	PE 65	1	1,31	— —	1,31
TM 1644 IR	PE 48	1	1,35	— —	1,35	TM 1693 SSP	PE 55	1	1,01	— —	1,01
TM 1644 IS	PE 47	1	1,59	— —	1,59	TM 1693 SSPX	PE 69	1	1,01	— —	1,01
TM 1644 ISX	PE 64	1	1,59	— —	1,59	TM 1694 IR	PE 48	1	1,35	— —	1,35
TM 1644 IT	PE 46	9	14,31	1 1,59	1,59	TM 1694 IS	PE 47	9	14,31	1 1,59	1,59
TM 1644 SIR	PE 54	9	9,18	1 1,02	1,02	TM 1694 ISX	PE 64	1	1,59	— —	1,59
TM 1644 SIS	PE 53	1	1,28	— —	1,28	TM 1694 IT	PE 46	9	14,31	1 1,59	1,59
TM 1644 SISX	PE 68	1	1,28	— —	1,28	TM 1694 SIR	PE 54	1	1,02	— —	1,02
TM 1644 SP	PE 49	1	1,33	— —	1,33	TM 1694 SIS	PE 53	9	12,16	1 1,35	1,28
TM 1644 SPX	PE 65	1	1,33	— —	1,33	TM 1694 SISX	PE 68	1	1,28	— —	1,28
TM 1644 SSP	PE 55	1	1,03	— —	1,03	TM 1694 SP	PE 49	9	11,97	1 1,33	1,33
TM 1644 SSPX	PE 69	1	1,03	— —	1,03	TM 1694 SFX	PE 65	1	1,33	— —	1,33
TM 1645 IR	PE 48	1	1,41	— —	1,41	TM 1694 SSP	PE 55	1	1,03	— —	1,03
TM 1645 IS	PE 47	1	1,62	— —	1,62	TM 1694 SSPX	PE 69	1	1,03	— —	1,03
TM 1645 ISX	PE 64	1	1,62	— —	1,62	TM 1695 IR	PE 48	9	12,69	1 1,41	1,41
TM 1645 IT	PE 46	1	1,63	— —	1,63	TM 1695 IS	PE 47	1	1,62	— —	1,62
TM 1645 SIR	PE 54	1	1,07	— —	1,07	TM 1695 ISX	PE 64	1	1,62	— —	1,62
TM 1645 SIS	PE 53	1	1,34	— —	1,34	TM 1695 IT	PE 46	1	1,63	— —	1,63
TM 1645 SISX	PE 68	1	1,34	— —	1,34	TM 1695 SIR	PE 54	1	1,07	— —	1,07
TM 1645 SP	PE 49	9	12,60	1 1,40	1,40	TM 1695 SIS	PE 53	1	1,34	— —	1,34
TM 1645 SPX	PE 65	1	1,40	— —	1,40	TM 1695 SISX	PE 68	1	1,34	— —	1,34
TM 1645 SSP	PE 55	1	—	—	—	TM 1695 SP	PE 49	9	12,60	1 1,40	1,40
TM 1645 SSPX	PE 69	1	1,09	— —	1,09	TM 1695 SPX	PE 65	1	1,40	— —	1,40
TM 1663 IR	PE 48	9	12,51	1 1,39	1,32	TM 1695 SSP	PE 55	1	1,40	— —	1,40
TM 1663 IS	PE 47	9	13,88	1 1,54	1,48	TM 1695 SSPX	PE 69	1	1,40	— —	1,40
TM 1663 ISX	PE 64	1	1,48	— —	1,48	TM 2314 DB	PE 52	2	1,57	1 0,79	0,68
TM 1663 IT	PE 46	9	14,12	1 1,57	1,49	TM 2314 DBX	PE 67	1	0,68	— —	0,68
TM 1663 SIR	PE 54	9	9,95	1 1,11	0,99	TM 2314 GB	PE 51	2	2,50	1 1,25	1,05
TM 1663 SIS	PE 53	9	11,26	1 1,25	1,25	TM 2314 PF	PE 52, 67	1	0,20	— —	0,20
TM 1663 SISX	PE 68	1	1,25	— —	1,25	TM 2318 P2	PE 57	4	2,24	1 0,56	0,56
TM 1663 SP	PE 49	9	11,79	1 1,31	1,31	TM 2318 R2	PE 57	4	3,26	1 0,82	0,82
TM 1663 SPX	PE 65	1	1,31	— —	1,31	TM 2344 P2X	PE 70	1	0,82	— —	0,82
TM 1663 SSP	PE 55	9	9,09	1 1,01	1,01	TM 2344 T2	PE 57	4	6,29	1 1,57	1,26
TM 1663 SSPX	PE 69	1	1,01	— —	1,01	TM 2345 DT	PE 50	2	3,54	1 1,77	1,77
TM 1664 IR	PE 48	9	12,69	1 1,41	1,35	TM 2614 DB	PE 52	2	1,69	1 0,85	0,85
TM 1664 IS	PE 47	9	15,00	1 1,67	1,59	TM 2614 DBX	PE 67	1	0,85	— —	0,85
TM 1664 ISX	PE 64	1	1,59	— —	1,59	TM 2614 GB	PE 51	2	2,65	1 1,33	1,16
TM 1664 IT	PE 46	9	15,19	1 1,69	1,59	TM 2614 PF	PE 52, 67	1	0,23	— —	0,23
TM 1664 SIR	PE 54	9	10,10	1 1,12	1,02	TM 2656 DT	PE 50	2	4,80	1 2,40	2,06
TM 1664 SIS	PE 53	9	12,16	1 1,35	1,28	TM 2914 DB	PE 52	2	1,80	1 0,90	0,90
TM 1664 SISX	PE 68	1	1,28	— —	1,28	TM 2914 DBX	PE 67	1	0,90	— —	0,90
TM 1664 SP	PE 49	9	12,80	1 1,42	1,33	TM 2914 GB	PE 51	2	3,00	1 1,50	1,25
TM 1664 SPX	PE 65	1	1,33	— —	1,33	TM 2914 PF	PE 52, 67	1	0,27	— —	0,27
TM 1664 SSP	PE 55	9	10,16	1 1,13	1,03	TM 2956 DT	PE 50	2	4,62	1 2,31	2,31
TM 1664 SSPX	PE 69	1	1,03	— —	1,03	TM 3243 IR	PE 48	4	11,44	1 2,86	2,86
TM 1665 IR	PE 48	9	13,15	1 1,46	1,41	TM 3243 IS	PE 47	1	3,16	— —	3,16
TM 1665 IS	PE 47	9	15,46	1 1,72	1,62	TM 3243 ISX	PE 64	1	3,16	— —	3,16
TM 1665 ISX	PE 64	1	1,62	— —	1,62	TM 3243 IT	PE 46	1	3,23	— —	3,23
TM 1665 IT	PE 46	9	15,45	1 1,72	1,63	TM 3243 SIR	PE 54	1	—	—	—
TM 1665 SIR	PE 54	9	10,61	1 1,18	1,07	TM 3243 SIS	PE 53	1	—	—	—
TM 1665 SIS	PE 53	9	12,76	1 1,42	1,34	TM 3243 SP	PE 49	1	2,86	— —	2,86
TM 1665 SISX	PE 68	1	1,34	— —	1,34	TM 3243 SSP	PE 55	1	—	—	—
TM 1665 SP	PE 49	9	12,60	1 1,40	1,40	TM 3243KIR	PE 48	1	—	—	—
TM 1665 SPX	PE 65	1	1,40	— —	1,40	TM 3243KIS	PE 47	1	—	—	—
TM 1665 SSP	PE 55	9	9,81	1 1,09	1,09	TM 3243KSIR	PE 54	1	1,08	— —	1,08
TM 1665 SSPX	PE 69	1	1,09	— —	1,09	TM 3243KSIS	PE 53	1	1,23	— —	1,23
TM 1674 IR	PE 48	1	1,35	— —	1,35	TM 3243KSP	PE 49	9	12,33	1 1,37	1,37
TM 1674 IS	PE 47	9	14,31	1 1,59	1,59	TM 3243KSPX	PE 65	1	—	—	—
TM 1674 IT	PE 46	1	1,59	— —	1,59	TM 3243KSSP	PE 55	1	1,06	— —	1,06
TM 1674 SIR	PE 54	1	1,02	— —	1,02	TM 3243KSSPX	PE 69	1	1,06	— —	1,06
TM 1674 SIS	PE 53	9	11,52	1 1,28	1,28	TM 3244 IR	PE 48	1	3,05	— —	3,05
TM 1674 SP	PE 49	1	1,33	— —	1,33	TM 3244 IS	PE 47	1	3,38	— —	3,38
TM 1674 SSP	PE 55	9	9,27	1 1,03	1,03	TM 3244 ISX	PE 64	1	—	—	—
TM 1675 IR	PE 48	1	1,41	— —	1,41	TM 3244 IT	PE 46	4	13,56	1 3,39	3,39
TM 1675 IS	PE 47	1	1,62	— —	1,62	TM 3244 SIR	PE 54	1	—	—	—
TM 1675 IT	PE 46	1	1,63	— —	1,63	TM 3244 SIS	PE 53	1	—	—	—
TM 1675 SIR	PE 54	1	1,07	— —	1,07	TM 3244 SP	PE 49	4	11,60	1 2,90	2,90
TM 1675 SIS	PE 53	1	1,34	— —	1,34	TM 3244 SSP	PE 55	1	—	—	—
TM 1675 SP	PE 49	1	1,09	— —	1,09	TM 3244KIR	PE 48	1	—	—	—
TM 1675 SSP	PE 55	1	1,09	— —	1,09	TM 3244KIS	PE 47	1	—	—	—
TM 1693 IR	PE 48	1	1,32	— —	1,32	TM 3244KSIR	PE 54	9	9,99	1 1,11	1,11
TM 1693 IS	PE 47	1	1,48	— —	1,48	TM 3244KSIS	PE 53	1	—	—	—



Part Nos. index

Part No.	page index	packaging q.ty (kg)	sub-pack q.ty (kg)	unit (kg)	Part No.	page index	packaging q.ty (kg)	sub-pack q.ty (kg)	unit (kg)				
TM 3244KSP	PE 49	1	--	--	TM 3275 IS	PE 47	1	3,50	--	3,50			
TM 3244KSPX	PE 65	1	--	--	TM 3275 IT	PE 46	4	14,08	1	3,52			
TM 3244KSSP	PE 55	9	9,81	1	1,09	TM 3275 SIR	PE 54	1	--	--			
TM 3244KSSPX	PE 69	1	--	--	TM 3275 SIS	PE 53	1	--	--	--			
TM 3245 IR	PE 48	1	3,01	--	3,01	TM 3275 SP	PE 49	1	--	--			
TM 3245 IS	PE 47	1	3,50	--	3,50	TM 3275 SSP	PE 55	1	--	--			
TM 3245 ISX	PE 64	1	--	--	TM 3275KIR	PE 48	1	--	--	--			
TM 3245 IT	PE 46	1	3,52	--	3,52	TM 3275KSP	PE 49	1	--	--			
TM 3245 SIR	PE 54	1	--	--	TM 3275KSSP	PE 55	1	--	--	--			
TM 3245 SIS	PE 53	1	--	--	TM 3293 IR	PE 48	1	2,86	--	2,86			
TM 3245 SP	PE 49	4	12,24	1	3,06	3,06	TM 3293 IS	PE 47	1	3,16	--		
TM 3245 SSP	PE 55	1	--	--	TM 3293 ISX	PE 64	1	3,16	--	3,16			
TM 3245KIR	PE 48	1	--	--	TM 3293 IT	PE 46	4	12,92	1	3,23			
TM 3245KIS	PE 47	1	--	--	TM 3293 SIR	PE 54	1	--	--	--			
TM 3245KSIR	PE 54	1	--	--	TM 3293 SIS	PE 53	1	--	--	--			
TM 3245KSIS	PE 53	1	--	--	TM 3293 SP	PE 49	1	--	--	--			
TM 3245KSP	PE 49	1	--	--	TM 3293 SSP	PE 55	1	--	--	--			
TM 3245KSPX	PE 65	1	--	--	TM 3293KIR	PE 48	1	--	--	--			
TM 3245KSSP	PE 55	1	--	--	TM 3293KIS	PE 47	1	--	--	--			
TM 3245KSSPX	PE 69	1	--	--	TM 3293KSIR	PE 54	1	--	--	--			
TM 3263 IR	PE 48	4	11,44	1	2,86	2,86	TM 3293KSIS	PE 53	1	--	--		
TM 3263 IS	PE 47	4	12,64	1	3,16	3,16	TM 3293KSP	PE 49	1	--	--		
TM 3263 ISX	PE 64	1	3,16	--	3,16	TM 3293KSPX	PE 65	1	--	--			
TM 3263 IT	PE 46	4	13,70	1	3,43	3,23	TM 3293KSSP	PE 55	1	--	--		
TM 3263 SIR	PE 54	1	--	--	TM 3293KSSPX	PE 69	1	--	--	--			
TM 3263 SIS	PE 53	1	--	--	TM 3294 IR	PE 48	1	3,05	--	3,05			
TM 3263 SP	PE 49	4	12,50	1	3,13	2,86	TM 3294 IS	PE 47	4	13,52	1	3,38	
TM 3263 SSP	PE 55	1	--	--	TM 3294 ISX	PE 64	1	3,38	--	3,38			
TM 3263KIR	PE 48	1	--	--	TM 3294 IT	PE 46	1	3,39	--	3,39			
TM 3263KIS	PE 47	1	--	--	TM 3294 SIR	PE 54	1	--	--	--			
TM 3263KSIR	PE 54	9	9,72	1	1,08	1,08	TM 3294 SIS	PE 53	1	--	--		
TM 3263KSIS	PE 53	9	12,00	1	1,33	1,23	TM 3294 SP	PE 49	1	--	--		
TM 3263KSP	PE 49	1	--	--	TM 3294 SSP	PE 55	1	--	--	--			
TM 3263KSPX	PE 65	1	--	--	TM 3294KIR	PE 48	1	--	--	--			
TM 3263KSSP	PE 55	9	9,54	1	1,06	1,06	TM 3294KIS	PE 47	1	--	--		
TM 3263KSSPX	PE 69	1	1,06	--	1,06	TM 3294KSIR	PE 54	1	--	--			
TM 3264 IR	PE 48	4	12,18	1	3,05	3,05	TM 3294KSIS	PE 53	1	--	--		
TM 3264 IS	PE 47	4	14,30	1	3,58	3,38	TM 3294KSP	PE 49	1	--	--		
TM 3264 ISX	PE 64	1	3,38	--	3,38	TM 3294KSPX	PE 65	1	--	--			
TM 3264 IT	PE 46	4	14,35	1	3,59	3,39	TM 3294KSSP	PE 55	1	--	--		
TM 3264 SIR	PE 54	1	--	--	TM 3294KSSPX	PE 69	1	--	--	--			
TM 3264 SIS	PE 53	1	--	--	TM 3295 IR	PE 48	4	12,04	1	3,01	3,01		
TM 3264 SP	PE 49	4	11,60	1	2,90	2,90	TM 3295 IS	PE 47	1	3,50	--	3,50	
TM 3264 SSP	PE 55	1	--	--	TM 3295 ISX	PE 64	1	3,50	--	3,50			
TM 3264KIR	PE 48	9	12,69	1	1,41	1,41	TM 3295 IT	PE 46	1	3,52	--	3,52	
TM 3264KIS	PE 47	9	14,94	1	1,66	1,66	TM 3295 SIR	PE 54	1	--	--	--	
TM 3264KSIR	PE 54	9	5,40	1	1,16	1,16	TM 3295 SIS	PE 53	1	--	--	--	
TM 3264KSIS	PE 53	9	13,00	1	1,44	1,34	TM 3295 SP	PE 49	1	--	--	--	
TM 3264KSP	PE 49	9	12,60	1	1,40	1,40	TM 3295 SSP	PE 55	1	--	--	--	
TM 3264KSPX	PE 65	1	1,40	--	1,40	TM 3295KIR	PE 48	1	--	--	--		
TM 3264KSSP	PE 55	9	10,80	1	1,20	1,09	TM 3295KIS	PE 47	1	--	--	--	
TM 3264KSSPX	PE 69	1	1,09	--	1,09	TM 3295KSIR	PE 54	1	--	--	--		
TM 3265 IR	PE 48	4	12,80	1	3,20	3,01	TM 3295KSIS	PE 53	1	--	--	--	
TM 3265 IS	PE 47	4	14,70	1	3,68	3,50	TM 3295KSP	PE 49	1	--	--	--	
TM 3265 ISX	PE 64	1	3,50	--	3,50	TM 3295KSPX	PE 65	1	--	--	--		
TM 3265 IT	PE 46	4	14,81	1	3,70	3,52	TM 3295KSSP	PE 55	1	--	--	--	
TM 3265 SIR	PE 54	1	--	--	TM 3295KSSPX	PE 69	1	--	--	--	--		
TM 3265 SIS	PE 53	1	--	--	TM 3418 P3	PE 57	2	1,69	1	0,85	0,68		
TM 3265 SP	PE 49	4	13,50	1	3,38	3,06	TM 3418 R3	PE 57	2	2,23	1	1,12	1,12
TM 3265 SSP	PE 55	1	--	--	TM 3444 P3X	PE 70	1	1,12	--	1,12	1,12		
TM 3265KIS	PE 47	9	15,75	1	1,75	1,75	TM 3444 T3	PE 57	2	4,48	1	2,24	1,94
TM 3265KSIR	PE 54	9	10,44	1	1,16	1,16	TM 6343 IR	PE 48	1	3,30	--	3,30	
TM 3265KSIS	PE 53	9	13,50	1	1,50	1,43	TM 6343 IS	PE 47	1	--	--	--	
TM 3265KSP	PE 49	9	14,00	1	1,56	1,45	TM 6343 ISX	PE 64	1	--	--	--	
TM 3265KSPX	PE 65	1	1,45	--	1,45	TM 6343 IT	PE 46	1	3,65	--	3,65		
TM 3265KSSP	PE 55	9	10,71	1	1,19	1,19	TM 6343 SIR	PE 54	1	--	--	--	
TM 3265KSSPX	PE 69	1	1,19	--	1,19	TM 6343 SIS	PE 53	1	--	--	--		
TM 3274 IR	PE 48	1	12,18	1	3,05	3,05	TM 6343 SP	PE 49	1	--	--	--	
TM 3274 IS	PE 47	1	3,38	--	3,38	TM 6343 SPX	PE 65	1	--	--	--		
TM 3274 IT	PE 46	1	3,39	--	3,39	TM 6343 SSP	PE 55	1	--	--	--		
TM 3274 SIR	PE 54	1	--	--	TM 6344 IR	PE 48	1	--	--	--	--		
TM 3274 SIS	PE 53	1	--	--	TM 6344 IS	PE 47	1	4,14	--	4,14	4,14		
TM 3274 SP	PE 49	1	--	--	TM 6344 ISX	PE 64	1	4,14	--	4,14	4,14		
TM 3274 SSP	PE 55	1	--	--	TM 6344 IT	PE 46	1	3,91	--	3,91	3,91		
TM 3274KIR	PE 48	1	--	--	TM 6344 SIR	PE 54	1	--	--	--	--		
TM 3274KSP	PE 49	1	--	--	TM 6344 SIS	PE 53	1	--	--	--	--		
TM 3274KSSP	PE 55	1	--	--	TM 6344 SP	PE 49	1	--	--	--	--		
TM 3275 IR	PE 48	4	12,04	1	3,01	3,01	TM 6344 SPX	PE 65	1	--	--	--	



Part Nos. index

Part No.	page index	packaging q.ty (kg)	sub-pack q.ty (kg)	unit (kg)	Part No.	page index	packaging q.ty (kg)	sub-pack q.ty (kg)	unit (kg)
TM 6344 SSP	PE 55	1	--	--	TM GD10	PE 67	1	0,04	--
TM 6345 IR	PE 48	1	--	--	TM GD18	PE 67	1	--	--
TM 6345 IS	PE 47	1	4,32	--	TM GD21	PE 67	1	0,09	0,09
TM 6345 ISX	PE 64	1	4,32	--	TM GD24	PE 67	1	0,10	0,10
TM 6345 IT	PE 46	1	4,10	--	TM GD8	PE 67	1	--	--
TM 6345 SIR	PE 54	1	--	--	TM TXT	PE 50, 66	10	0,30	0,03
TM 6345 SIS	PE 53	1	--	--					
TM 6345 SP	PE 49	1	--	--					
TM 6345 SPX	PE 65	1	--	--					
TM 6345 SSP	PE 55	1	--	--					
TM 6363 IR	PE 48	1	3,30	--					
TM 6363 IS	PE 47	1	--	--					
TM 6363 ISX	PE 64	1	--	--					
TM 6363 IT	PE 46	1	3,65	--					
TM 6363 SIR	PE 54	1	--	--					
TM 6363 SIS	PE 53	1	--	--					
TM 6363 SP	PE 49	1	3,25	--					
TM 6363 SPX	PE 65	1	3,25	--					
TM 6363 SSP	PE 55	1	--	--					
TM 6364 IR	PE 48	1	--	--					
TM 6364 IS	PE 47	1	4,14	--					
TM 6364 ISX	PE 64	1	4,14	--					
TM 6364 IT	PE 46	1	3,91	--					
TM 6364 SIR	PE 54	1	--	--					
TM 6364 SIS	PE 53	1	--	--					
TM 6364 SP	PE 49	1	3,48	--					
TM 6364 SPX	PE 65	1	3,48	--					
TM 6364 SSP	PE 55	1	--	--					
TM 6365 IR	PE 48	1	3,53	--					
TM 6365 IS	PE 47	1	4,32	--					
TM 6365 ISX	PE 64	1	4,32	--					
TM 6365 IT	PE 46	1	4,10	--					
TM 6365 SIR	PE 54	1	--	--					
TM 6365 SIS	PE 53	1	--	--					
TM 6365 SP	PE 49	1	3,64	--					
TM 6365 SPX	PE 65	1	3,64	--					
TM 6365 SSP	PE 55	1	--	--					
TM 6374 IR	PE 48	1	--	--					
TM 6374 IS	PE 47	1	4,14	--					
TM 6374 IT	PE 46	1	3,91	--					
TM 6374 SIR	PE 54	1	--	--					
TM 6374 SIS	PE 53	1	--	--					
TM 6374 SP	PE 49	1	--	--					
TM 6374 SSP	PE 55	1	--	--					
TM 6375 IR	PE 48	1	3,53	--					
TM 6375 IS	PE 47	1	4,32	--					
TM 6375 IT	PE 46	1	4,10	--					
TM 6375 SIR	PE 54	1	--	--					
TM 6375 SIS	PE 53	1	--	--					
TM 6375 SP	PE 49	1	--	--					
TM 6375 SSP	PE 55	1	--	--					
TM 6393 IR	PE 48	1	3,30	--					
TM 6393 IS	PE 47	1	--	--					
TM 6393 ISX	PE 64	1	--	--					
TM 6393 IT	PE 46	1	3,65	--					
TM 6393 SIR	PE 54	1	--	--					
TM 6393 SIS	PE 53	1	--	--					
TM 6393 SP	PE 49	1	--	--					
TM 6393 SPX	PE 65	1	--	--					
TM 6393 SSP	PE 55	1	--	--					
TM 6394 IR	PE 48	1	--	--					
TM 6394 IS	PE 47	1	4,14	--					
TM 6394 ISX	PE 64	1	--	--					
TM 6394 IT	PE 46	1	3,91	--					
TM 6394 SIR	PE 54	1	--	--					
TM 6394 SIS	PE 53	1	--	--					
TM 6394 SP	PE 49	1	--	--					
TM 6394 SPX	PE 65	1	--	--					
TM 6394 SSP	PE 55	1	--	--					
TM 6395 IR	PE 48	1	3,53	--					
TM 6395 IS	PE 47	1	4,32	--					
TM 6395 ISX	PE 64	1	--	--					
TM 6395 IT	PE 46	1	4,10	--					
TM 6395 SIR	PE 54	1	--	--					
TM 6395 SIS	PE 53	1	--	--					
TM 6395 SP	PE 49	1	--	--					
TM 6395 SPX	PE 65	1	--	--					
TM 6395 SSP	PE 55	1	--	--					



CE

CE marking

All information contained in this catalogue is not binding and may be changed without notice

CE marking

General information

As of January 1st 1997, manufacturers who sell commercial electrical products in the European Union must affix the CE marking pursuant to Low Voltage Directive 2014/35/EU (recast from the previous 2006/95/EC directive, the consolidated version of the previous 73/23/EEC implemented in Italy with Law no. 791 of 18-10-1977) and its amendment, Directive 93/68/EEC implemented in Italy with Legislative Decree no. 626/96 of 25-11-1996 published in the supplement of the Official Journal of 14-12-1996). The marking must be placed on the product or, when this is not possible, on the packaging or included in the warnings or the warranty certificate. With such a marking, the manufacturer, in the spirit of the "new approach", declares that the product complies with all the directives of the European Union for all intended applications.

ILME products

The CE marking is placed on the product or on the packaging of all ILME products.

All ILME products do in fact fall within the field of application of the Low Voltage Directive, except for the industrial plugs and sockets for extra low safety voltage (Pluso PB series) and "Schuko[®]" sockets for flush-mounting PEW 216 PQF (household type without European harmonisation).

SELV sockets with safety transformer (BT 16220, SQT 16220, PB 16220 A1/A2/T1/T2, TM 16220 T1/ST1) and built-in transformer also fall within the field of application of the Electromagnetic Compatibility Directive 2014/30/EU, recasting the previous Directive 2004/108/EEC (implemented in Italy with Legislative Decree no. 194 of 6-11-2007 modified by the above-mentioned Directive 93/68/EEC) and must therefore comply with the related provisions but do not require specific tests.

Declaration

A declaration of conformity must be prepared for all products with CE marking. This document, which is not required for marketing purposes, must be made available to control bodies (in Italy the Ministry of Industry, Trade and Craftsmanship).

The manufacturer must provide in this document information on the technical safety standard followed in manufacturing the product.

These standards must be, in decreasing order of preference:

- a European standard (prefix EN);
- a European harmonisation document (prefix HD);
- an IEC international standard;
- a national standard;
- an internal specification of the manufacturer guaranteeing compliance with the basic safety requirements of the directive, if no applicable standard exists.

Conformity

Conformity to harmonised technical standards (or ratified by CENELEC) confirms that the products comply with the essential safety requirements of the directives. The CE marking on ILME products confirms that they comply with harmonised standards or with IEC international regulations.

Multi-pole connectors comply with the EN 61984 technical safety standard.

With the CE marking, ILME declares that the product is integrally compliant (beyond the essential safety requirements of the directive) with the European, international or national regulations used as basis for voluntary safety certification marks (e.g. IMQ).

By doing so, ILME intends to strengthen the CE marking with a self-certification safety value to account for the loss in legal value of voluntary certifications issued by third parties, sanctioned by the Directive 93/68/EEC.

Therefore, almost all ILME products continue to display voluntary conformity marks.

The declaration of CE conformity should be considered null and void when ILME products are assembled with components from other manufacturers and/or devoid of the EC marking.

Conformity and standards

Declaration

The electrical devices, switchboards, enclosures and accessories illustrated in this catalogue have been designed and built professionally, in compliance with the provisions of Italian Law no. 186 of 1st March 1968, and they do not compromise the safety of people, of household pets and property in the case of correct installation and maintenance and of usage in compliance with their intended use.



RoHS 2 and WEEE 2 directives

The RoHS 2 (2011/65/EU) and WEEE 2 (2012/19/EU) Directives

Standards

The **RoHS 2** 2011/65/EU Directive (recast) replaced on 2013-01-03 the original RoHS 2002/95/EC Directive (with its later amendment 2008/35/EC).

This Directive introduced the ban of use of certain hazardous substances in new electrical and electronic equipment (**finished products**) placed on the market from 1st July 2006 (the exceptions for some applications were listed in Annex of the Directive and in a number of further Decisions of the EU Commission⁹).

Indirectly – in the supply chain – the ban also applied to the electrical components of said electrical and electronic equipment.

The banned and/or restricted substances are:

Lead (Pb), Mercury (Hg), Cadmium (Cd), Hexavalent Chromium (Cr⁶⁺), Polybrominated Biphenyls (PBB) and Polybrominated Diphenyl Ethers (PBDE) (the latter two being families of flame retardants for thermoplastic materials).

All I.L.M.E. **finished products** (industrial electrical equipment) as well as all I.L.M.E. **components** (for industrial electrical equipment) in the sense of the Directive are in conformity with the RoHS 2 2011/65/EU Directive within the terms of its scope and the starting dates (transitional periods) established for each category of EEE (electrical and electronic equipment) covered in Annex I of said Directive.

For all **components** (connector inserts, removable crimp contacts, enclosures for connectors, and accessories related to connectors as far as they are in the scope) the products comply with the limit values for certain substances as set out in said RoHS 2 2011/65/EU Directive, including the permitted exemptions of Annexes III and IV.

*NOTE – Such products by themselves – as **components** – are not covered by the RoHS 2 Directive; therefore, for such products, there are no direct legal requirements. As no EU Declaration of Conformity can be issued, the above does not constitute a EU Declaration of Conformity to the RoHS 2 2011/65/EU Directive, and the CE marking – which may be applied either on the part or on the packaging label in compliance with other applicable EU Directives, e.g. the Low Voltage Directive 2014/35/EU (a recasting of the previous directive 2006/95/EC in force from 2016-04-20) – is not referred to said RoHS 2 Directive.*

*For ILME finished products that do not fall within the terms of scope of the previous RoHS 2002/95/EC Directive, but at the end of the transitional period – barring opposing interpretative clarifications – that may be classified as electrical and electronic equipment (EEE) in compliance with the new RoHS 2 Directive, such as: plugs, socket-outlets and couplers for industrial purposes: *Pluso* and *Pluso-Ex* series, industrial interlocked socket-outlets: *BK, PK, KI...IB6/EB6, TM, TM-Ex* and *SQ* series, empty enclosures (insulating or metallic): *FM, FC, BK, TM, TM-Ex, AC* and *AP* series (*APV, APW, APS, APX*), site switchboards: *QM, QP* and *QG* series, switch-disconnectors: *Z* series and fuse boxes: *VS* and *VD* series, conformity – if applicability of the RoHS 2 Directive is confirmed – is due at the end of the transitional period, from 22nd July 2019. Light fittings from the *LT* series, already within the scope of application of the WEEE Directive, already fall within the scope of application of the RoHS 2 Directive and the CE marking therefore applies for the purposes of said directive.*

The **WEEE 2** 2012/19/EU Directive (recast) replaced on 2014-02-15 the original WEEE 2002/96/EC Directive (and its later amendments 2003/108/EC and 2008/34/EC). This Directive aims to recycle and minimise Waste from Electrical and Electronic Equipment (also referred to as WEEE). It encourages recycling, reuse and other forms of recovery of such technological waste and sets ambitious targets for recovery rate, variable depending on the product categories.

In this new Directive, a six-year transitional period was established up to 2018-08-14, during which the equipment included in its “open scope” still remain the same as former WEEE Directive. From 15th August 2018, the scope will become “open”, subject to the exclusions for various categories of “equipment”, which include large-scale fixed installations, except any equipment which is not specifically designed and installed as part of those installations. These are defined as “a large-size combination of several types of apparatus and, where applicable, other devices, which: (i) are assembled, installed and uninstalled by professionals; (ii) are intended to be used permanently as part of a building or a structure at a pre-defined and dedicated location; and (iii) can only be replaced by the same specifically designed equipment” and large-scale stationary industrial tools defined as “a large size assembly of machines, equipment, and/or components, functioning together for a specific application, permanently installed and uninstalled by professionals at a given place, and used and maintained by professionals in an industrial manufacturing facility or research and development facility”.

Connectors and their accessories that, as components, are outside the scope of the RoHS 2 Directive, do not fall in the scope of WEEE 2 even once “open scope”; moreover, they are primarily used in installations of industrial automation (large-scale stationary industrial tools) which are exempted from conformity to the WEEE 2 Directive.

As required by the WEEE 2 Directive, I.L.M.E. will take care of any technical and administrative obligation for any I.L.M.E. product that might be involved.

As a manufacturer of electrical equipment and components for industrial use, I.L.M.E. acknowledges the regulations introduced by these Directives. The above-mentioned Directives are already effective national law in all EU countries. Similar regional regulations aimed at the preservation of the environment are in force across the world outside Europe.

For the products described in this Catalogue, although the restrictions of use of the above mentioned hazardous substances are not legally applicable, in that no product in this Catalogue belongs to any of the product categories described and illustrated in the above mentioned RoHS 2 and WEEE 2 Directives, the “RoHS conformity” is important, as it is required downstream in the supply chain. I.L.M.E. has therefore carried out the necessary corrective actions, which have led to the “RoHS conformity” of all products in this Catalogue, wherever required. I.L.M.E. products sold after 1st July 2006 do not contain any of the restricted substances in concentrations higher than those allowed by the RoHS 2 Directive and by the subsequent related Decisions taken by the EU Commission.

⁹ At the date of withdrawal of the old RoHS 2002/95/EC Directive – 2013-01-03 – the following Commission decisions were applicable: **M1** 2005/618/EC of 18th August 2005, **M2** 2005/717/EC of 13th October 2005, **M3** 2005/747/E of 21st October 2005, **M4** 2006/310/EC of 21st April 2006, **M5** 2006/690/EC, **M6** 2006/691/EC and **M7** 2006/692/EC of 12th October 2006, **M9** 2008/385/EC of 24th January 2008, **M10** 2009/428/EC of 4th June 2009, **M11** 2009/443/EC of 10th June 2009, **M12** 2010/122/EU of 25th February 2010, **M13** 2010/571/EU of 24th September 2010, **M14** 2011/534/EC of 8th September 2011.




NEW



PES

Save time - Squich® connection


NEW



IB6

Tradition renews itself

NEW



TM ATEX

Potentially explosive atmospheres



PLUSO

Sockets and Plugs




SQV

Interlocked socket-outlets



BK

Interlocked socket-outlets



QC

Site boards



TM

Interlocked switched sockets